



US00D399285S

United States Patent [19] Ridge

[11] **Patent Number: Des. 399,285**

[45] **Date of Patent: ***Oct. 6, 1998**

[54] **PUTTING GAME DEVICE**

[75] Inventor: **William Ridge**, Elizabethtown, Ky.

[73] Assignee: **Club Pro Products, Inc.**, Louisville, Ky.

[*] Notice: The portion of the term of this patent subsequent to Mar. 10, 2012, has been disclaimed.

[**] Term: **14 Years**

[21] Appl. No.: **44,565**

[22] Filed: **Sep. 26, 1995**

[51] **LOC (6) Cl.** **21-02**

[52] **U.S. Cl.** **D21/234**

[58] **Field of Search** D21/234, 8, 5;
273/34 R, 34 A, 34 B, 178 A, 178 R, 178 B,
180, 192

[56] **References Cited**

U.S. PATENT DOCUMENTS

D. 161,248	12/1950	Darr	D21/8
D. 201,689	7/1965	Linder	D21/234
D. 239,299	3/1976	O'Shea	D21/234 X
D. 258,366	2/1981	Ward	D21/234 X
D. 334,777	4/1993	Caravella	D21/234 X
1,687,217	10/1928	Kurtz	D21/234 X
1,874,873	8/1932	Boyle	D21/234 X
2,704,212	3/1955	Dunseith	.	

3,097,849	7/1963	Rice	D21/234 X
3,142,488	7/1964	Portteus	273/180 X
4,275,886	6/1981	Bannon	.	
4,691,923	9/1987	Schwartz	273/180
5,120,063	6/1992	Birchler et al.	.	
5,275,405	1/1994	Ridge	.	

OTHER PUBLICATIONS

Golf Day, Summer 1991, p. 20, "Ultimate Putting System".

Primary Examiner—Ted Shooman

Assistant Examiner—Mitchell I. Siegel

Attorney, Agent, or Firm—Middleton & Reutlinger; Daniel C. Stelter

[57] **CLAIM**

The ornamental design for a putting game device, as shown and described.

DESCRIPTION

FIG. 1 is a perspective view of a putting game device showing my new design;

FIG. 2 is an enlarged top plan view thereof;

FIG. 3 is a front elevation view of FIG. 2;

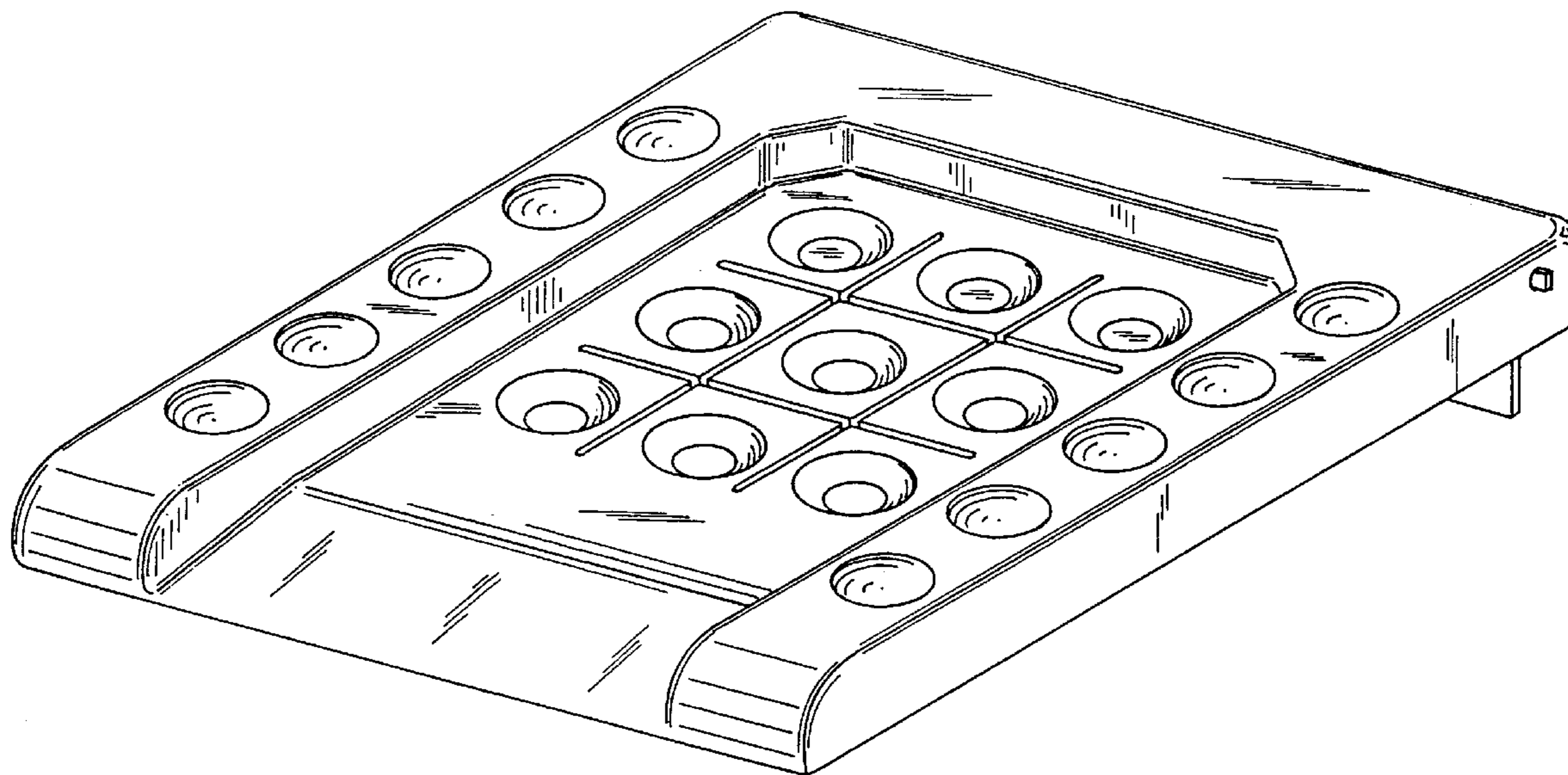
FIG. 4 is a rear elevation view of FIG. 2;

FIG. 5 is a right side elevation view of FIG. 2, the opposite side being a mirror image; and,

FIG. 6 is a bottom plan view of FIG. 2.

The broken line showing the golf balls in FIG. 3 is for illustrative purposes only and forms no part of the claimed design.

1 Claim, 3 Drawing Sheets



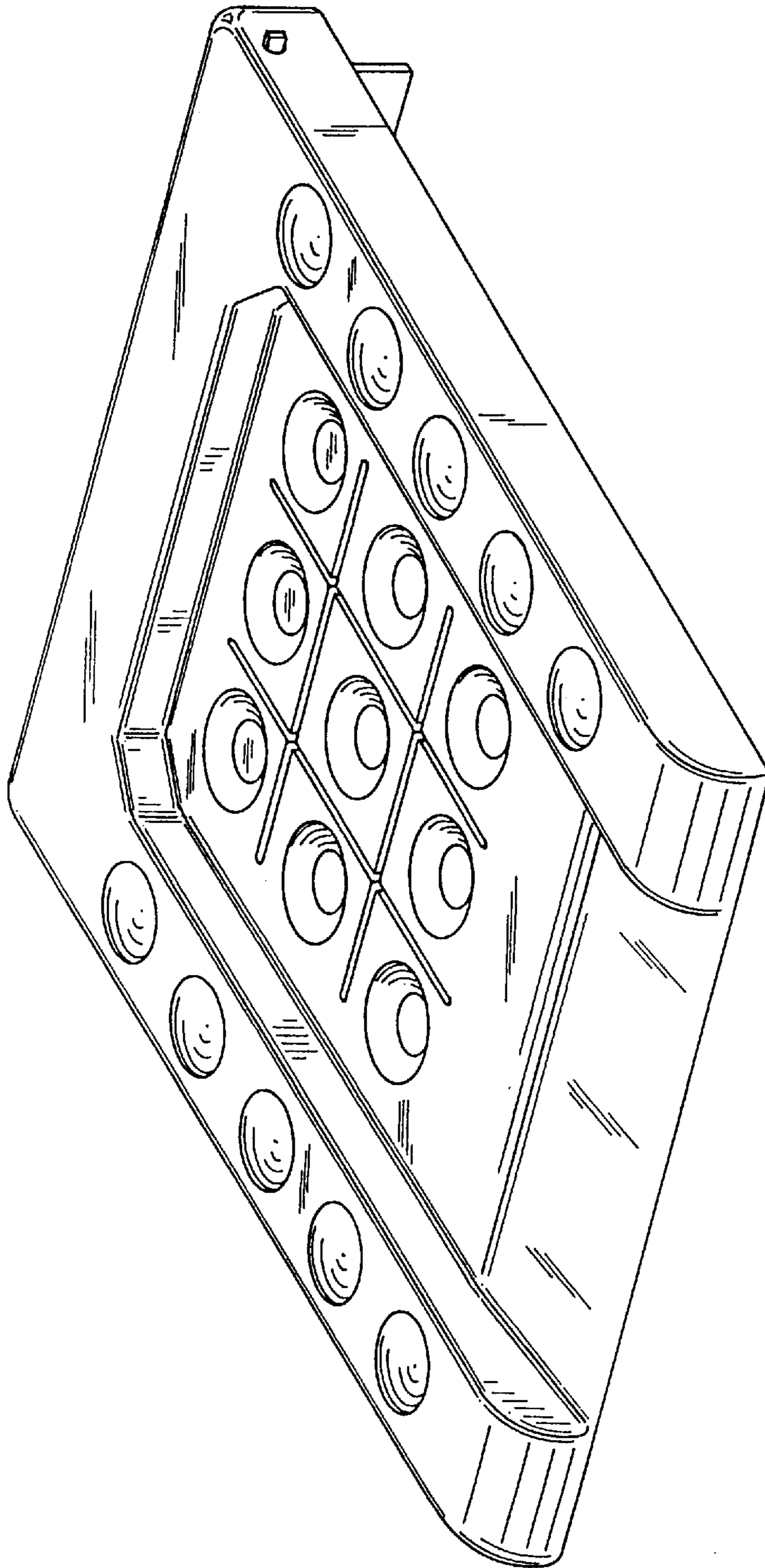


FIG. 1

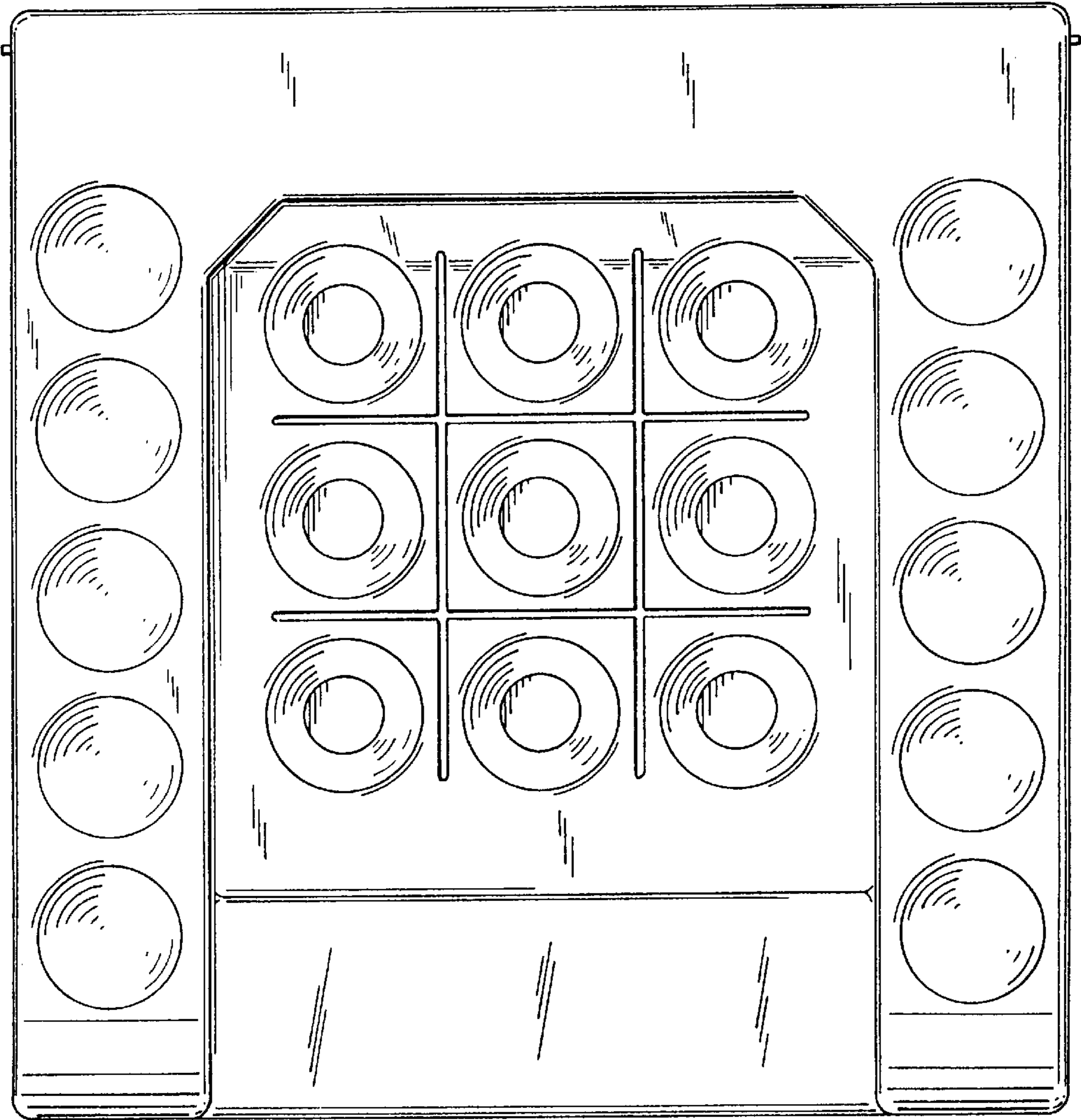


FIG. 2

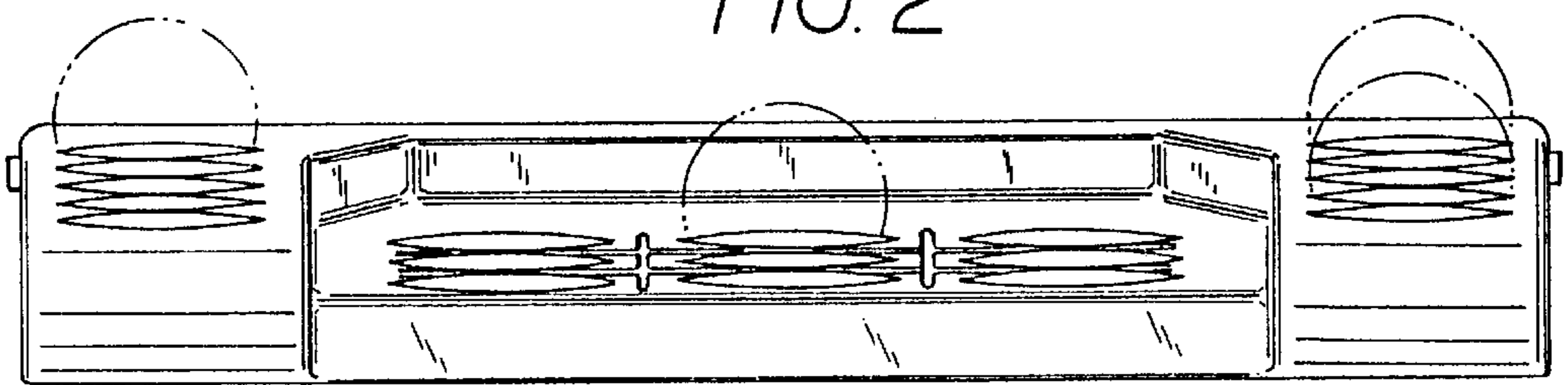


FIG. 3




FIG. 4




FIG. 6




FIG. 5