



US00D399273S

**United States Patent** [19]  
**Foley**

[11] **Patent Number: Des. 399,273**  
[45] **Date of Patent: \*\*Oct. 6, 1998**

[54] **BALL BATTING TRAINER**

[76] Inventor: **Kenneth E. Foley**, 14 Fox La.,  
Foxboro, Mass. 02035

[\*\*] Term: **14 Years**

[21] Appl. No.: **74,967**

[22] Filed: **Aug. 4, 1997**

[51] **LOC (6) Cl.** ..... **21-02**

[52] **U.S. Cl.** ..... **D21/210**

[58] **Field of Search** ..... D21/210; 273/317.8,  
273/26 R, 26 E, 26 EP, 413

[56] **References Cited**

**U.S. PATENT DOCUMENTS**

D. 387,835 12/1997 Abram et al. .... D21/234  
1,044,679 11/1912 Mattoni ..... 273/317.8  
1,469,605 10/1923 Piercy ..... 273/317.8

*Primary Examiner*—Sandra L. Morris  
*Assistant Examiner*—Mitchell I. Siegel  
*Attorney, Agent, or Firm*—Scott B. Garrison; Lambert &  
Garrison PLLC

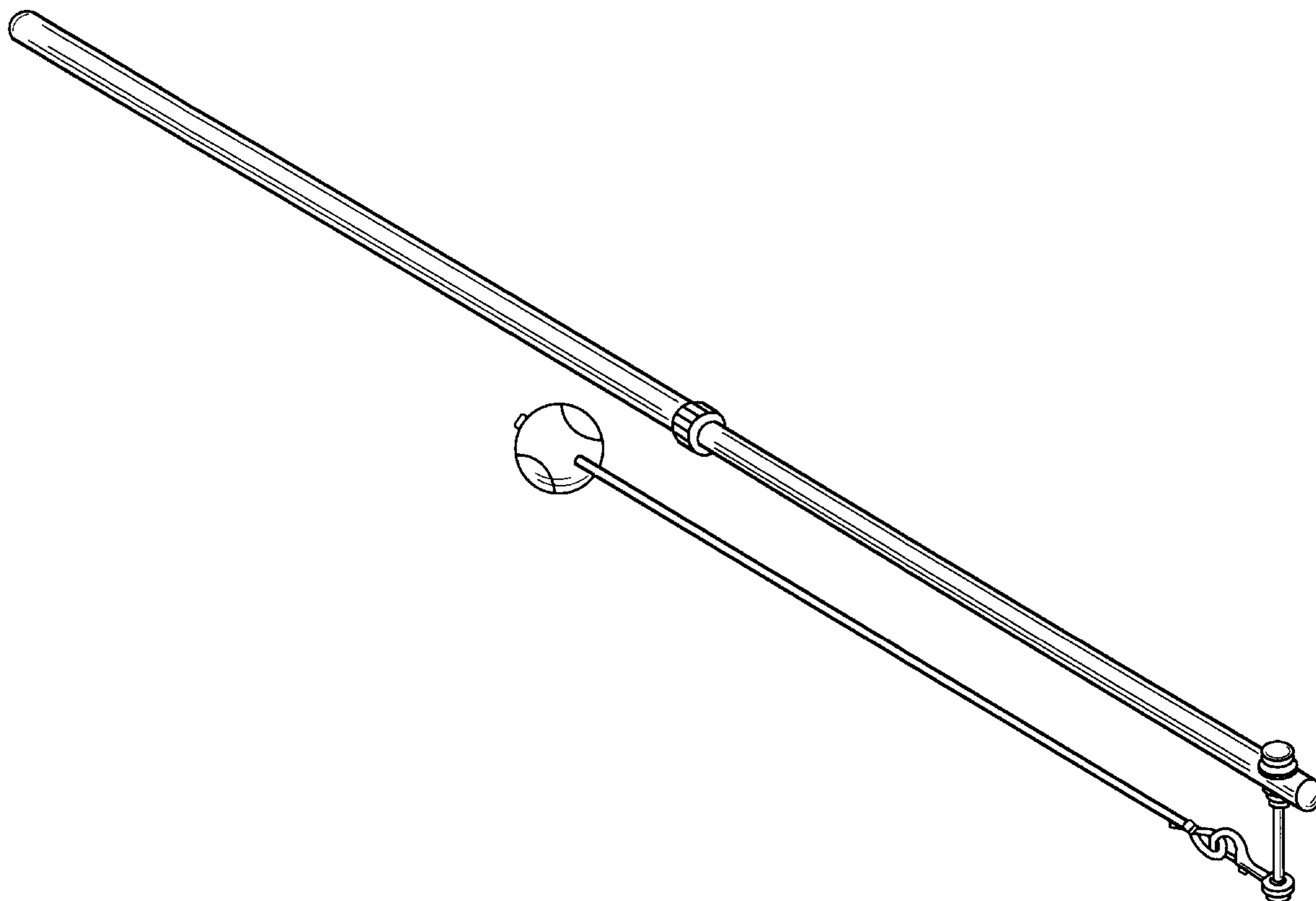
[57] **CLAIM**

The ornamental design for a ball batting trainer, as shown and described.

**DESCRIPTION**

FIG. 1 is three quarter perspective view of a ball batting trainer comprising my design;  
FIG. 2 is a side elevation of the FIG. 1 design, the opposing side being a mirror image;  
FIG. 3 is a rear elevation of the FIG. 1 design; and,  
FIG. 4 is a front elevation of the FIG. 1 design.  
The undisclosed bottom forms no part of the claimed design.

**1 Claim, 2 Drawing Sheets**



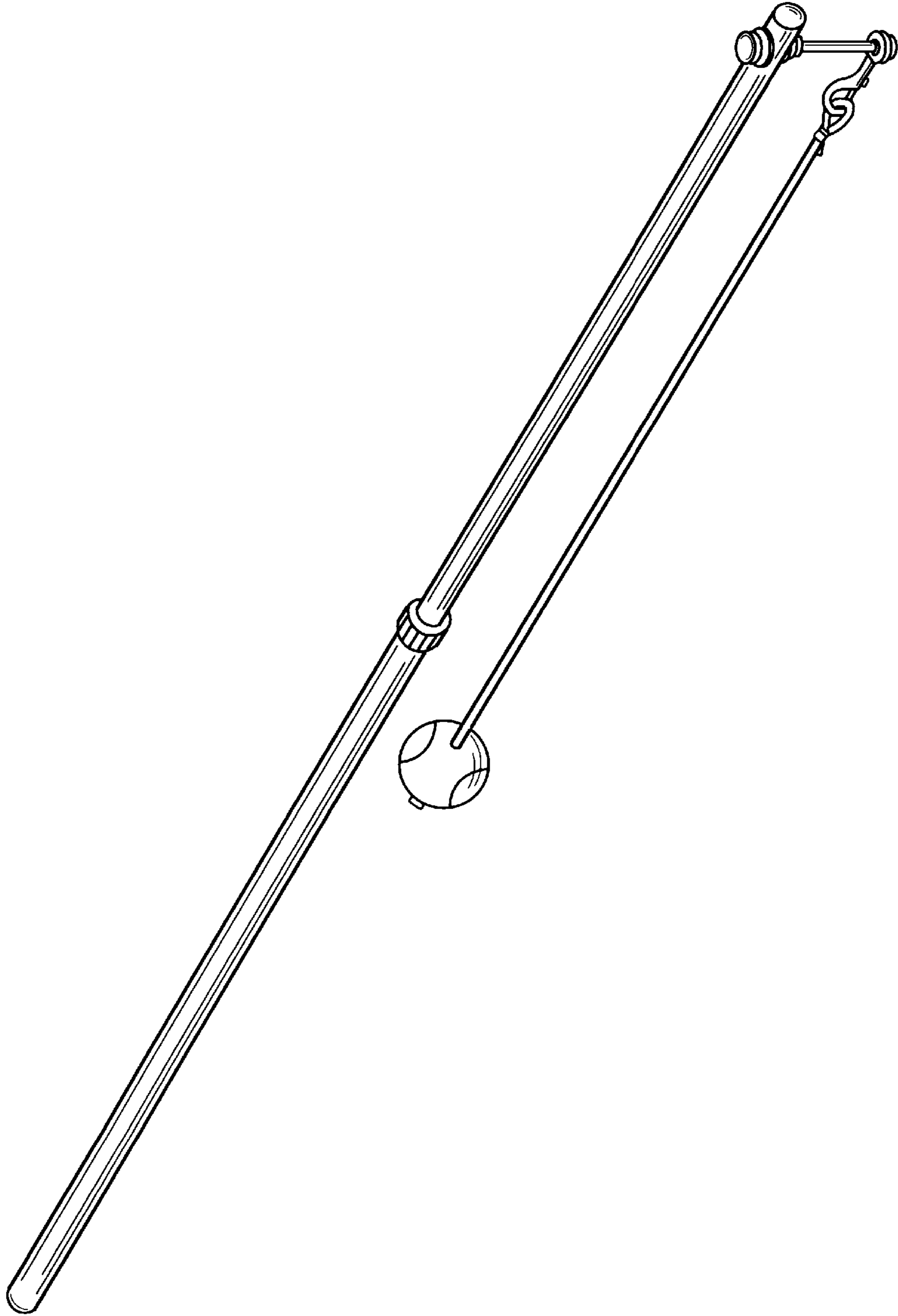


FIG. 1

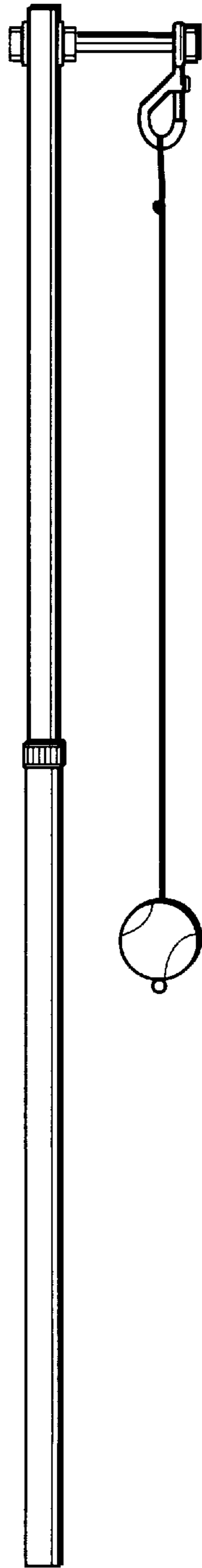


FIG. 2

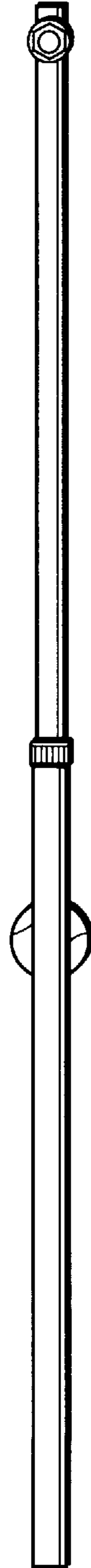


FIG. 3

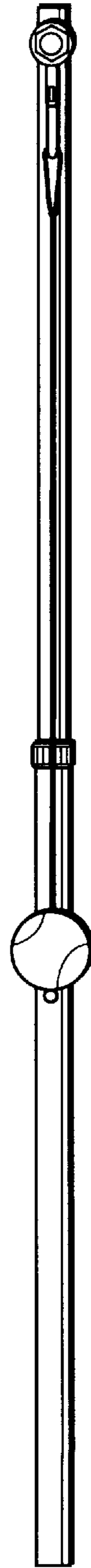


FIG. 4