



US00D399272S

**United States Patent** [19]  
**Zwonitzer**

[11] **Patent Number:** **Des. 399,272**  
[45] **Date of Patent:** **\*\*Oct. 6, 1998**

[54] **EXERCISE DEVICE**

[75] Inventor: **Steve J. Zwonitzer**, Atlanta, Ga.

[73] Assignee: **Joshua A. Corn**, Ann Arbor, Mich.

[\*\*] Term: **14 Years**

[21] Appl. No.: **60,368**

[22] Filed: **Sep. 27, 1996**

[51] **LOC (6) Cl.** ..... **21-02**

[52] **U.S. Cl.** ..... **D21/191; D21/198**

[58] **Field of Search** ..... D21/191, 198;  
482/2, 121, 122, 124, 126, 120, 118

[56] **References Cited**

**U.S. PATENT DOCUMENTS**

D. 347,667	6/1994	Giacalone et al. ....	D21/191
D. 350,795	9/1994	Barbour .....	D21/191
D. 359,324	6/1995	Phegley .....	D21/191
D. 378,305	3/1997	Tolleson .....	D21/191
481,730	8/1892	Miller .	
1,139,126	5/1915	Kerns .	
1,432,013	10/1922	Blake .	
1,703,375	2/1929	Volk .	
2,959,414	11/1960	Saltz .	
3,462,156	8/1969	Gentry .	
3,804,420	4/1974	Boyd .	
4,441,707	4/1984	Bosch .	
4,779,866	10/1988	Marshall et al. .	
4,944,511	7/1990	Francis .	

4,948,119	8/1990	Robertson, Jr. .	
4,961,573	10/1990	Wehrell .	
5,005,832	4/1991	Vander Hoeven .	
5,137,272	8/1992	Wilkinson .....	482/124
5,176,377	1/1993	Wilkinson .....	482/120
5,234,395	8/1993	Miller et al. ....	482/118
5,358,461	10/1994	Bailey, Jr. ....	482/2
5,509,873	4/1996	Corn .....	482/74

**OTHER PUBLICATIONS**

Richard D. Blomberg et al, Conspicuity for Pedestrians and Bicyclists; Definition of the problem, development and test of counter measures; pp. 1-4, 18.

*Primary Examiner*—Philip S. Hyder  
*Attorney, Agent, or Firm*—Young & Basile, P.C.

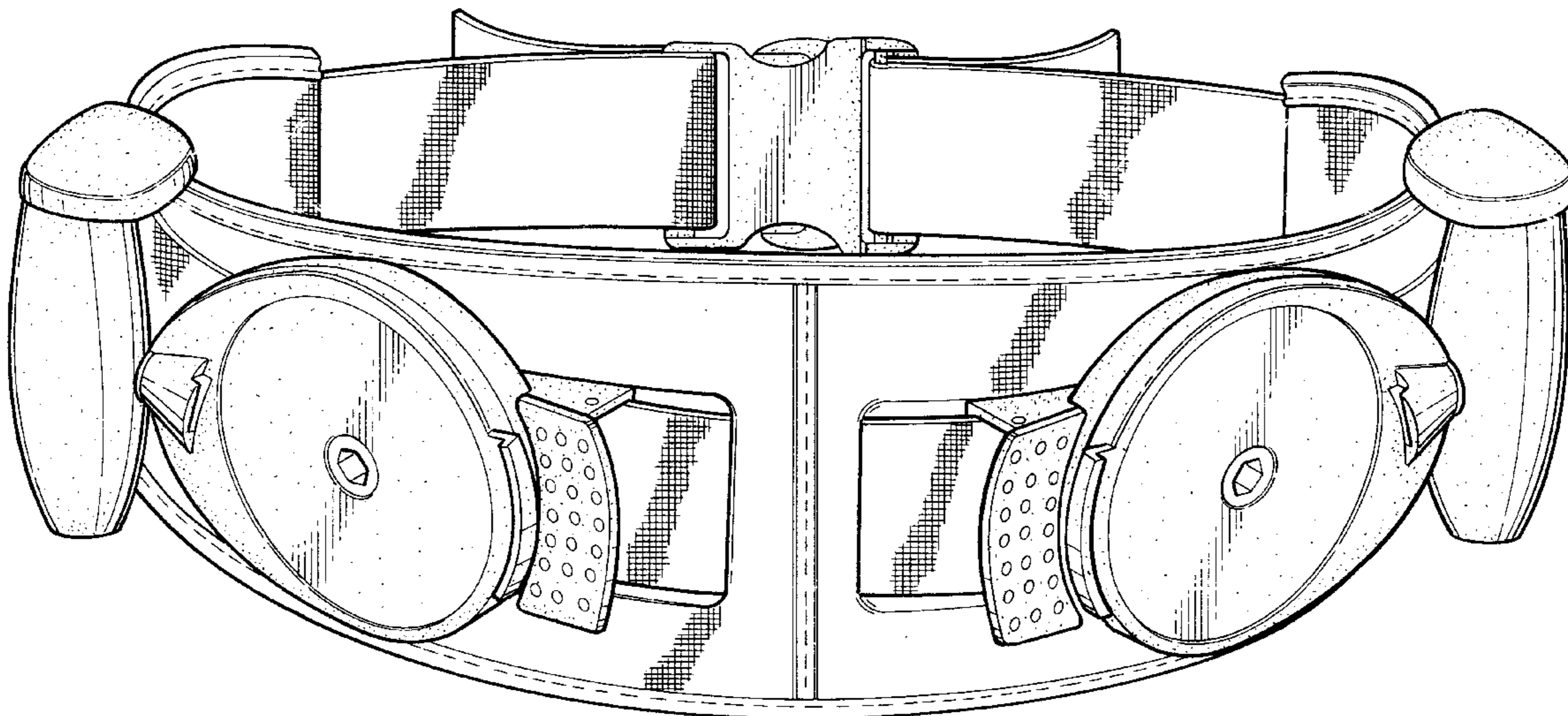
[57] **CLAIM**

The ornamental design for an exercise device, as shown and described.

**DESCRIPTION**

FIG. 1 is a rear perspective view of an exercise device, showing my new design;  
FIG. 2 is a rear elevational view thereof;  
FIG. 3 is a front elevational view thereof;  
FIG. 4 is a top plan view thereof;  
FIG. 5 is a right side elevational view thereof;  
FIG. 6 is a bottom plan view thereof; and,  
FIG. 7 is a left side elevational view thereof.

**1 Claim, 4 Drawing Sheets**



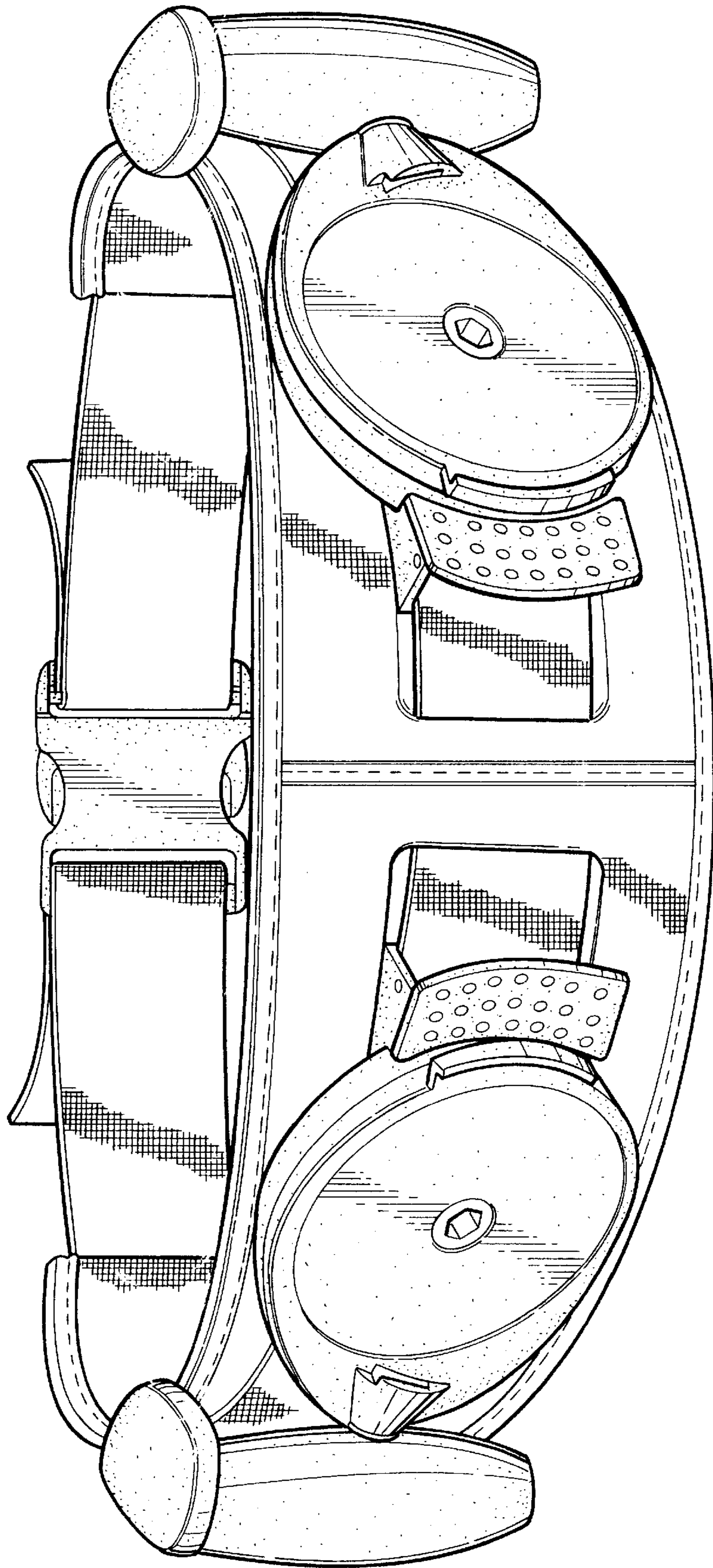


FIG-1

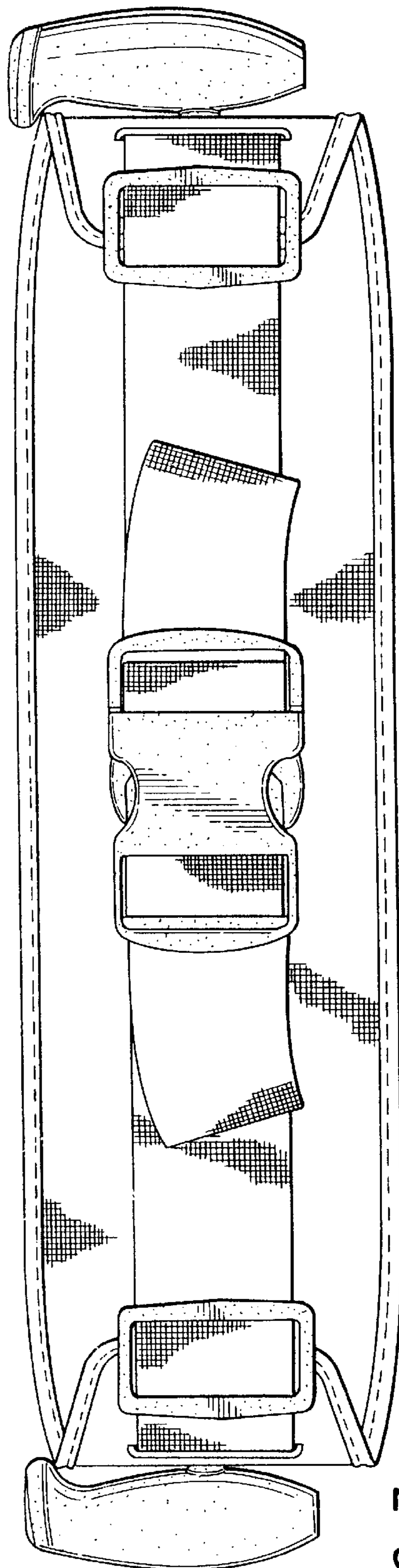
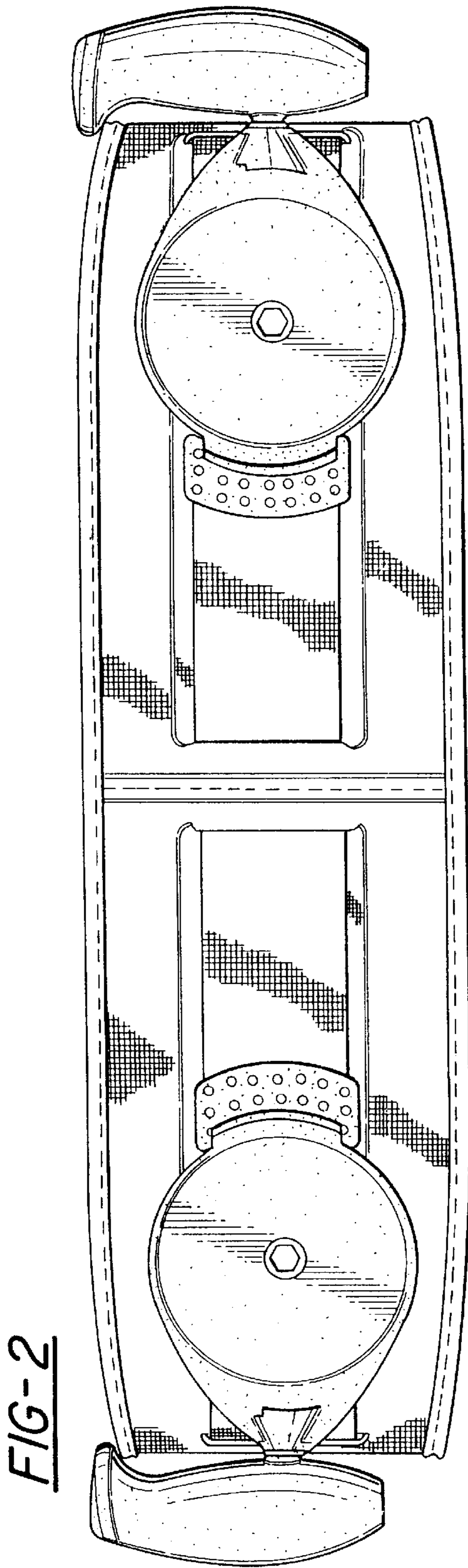


FIG-3

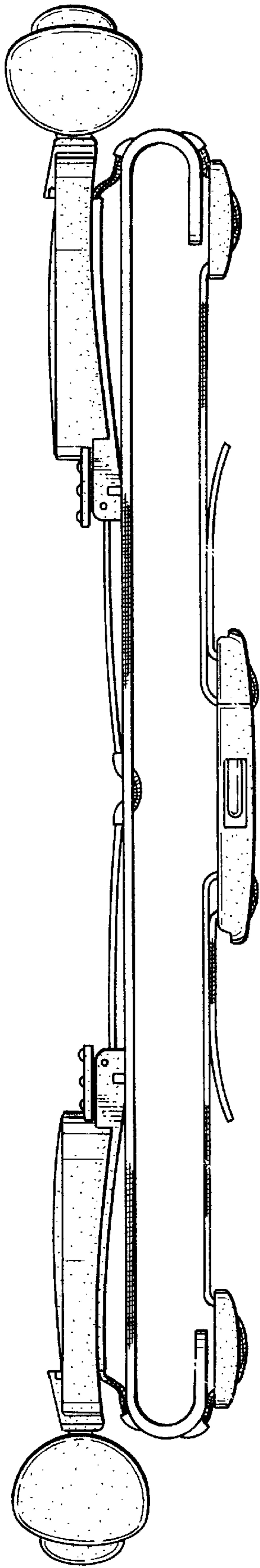


FIG-4

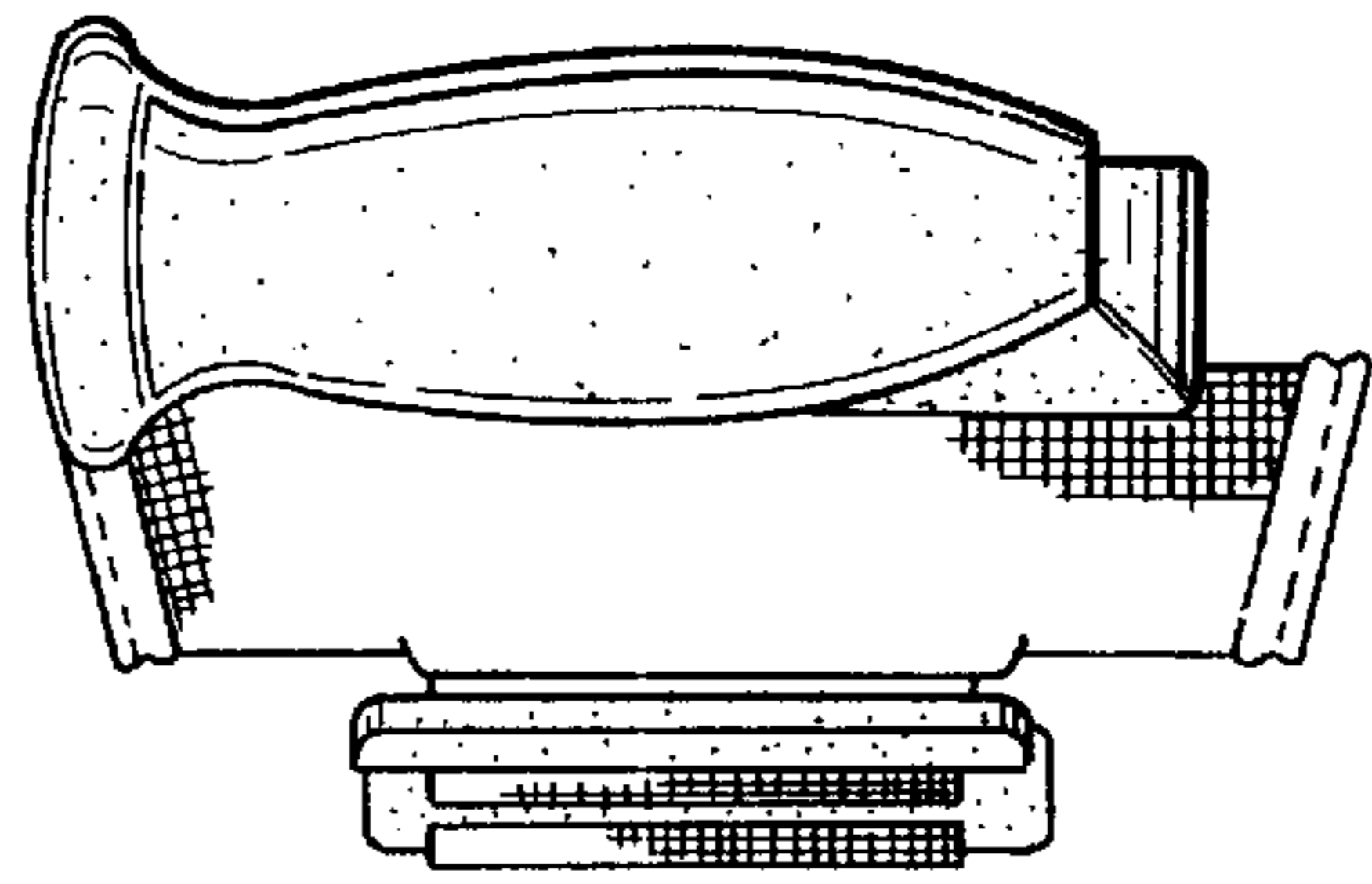


FIG-5

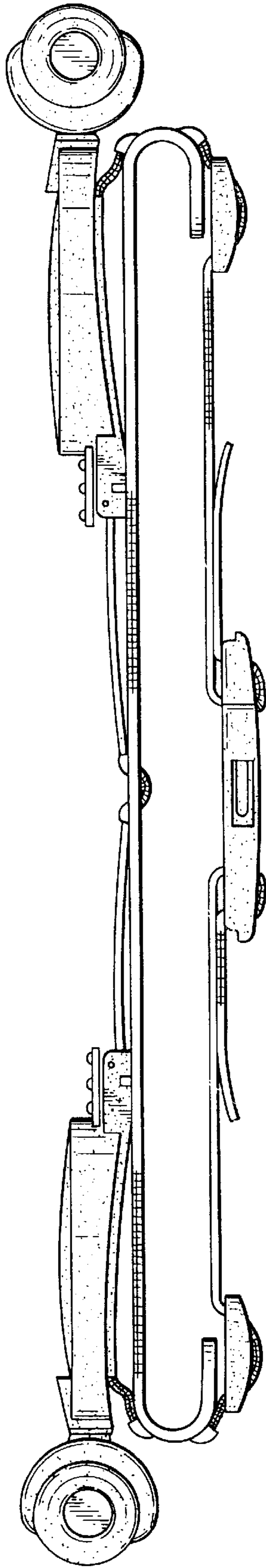


FIG-6

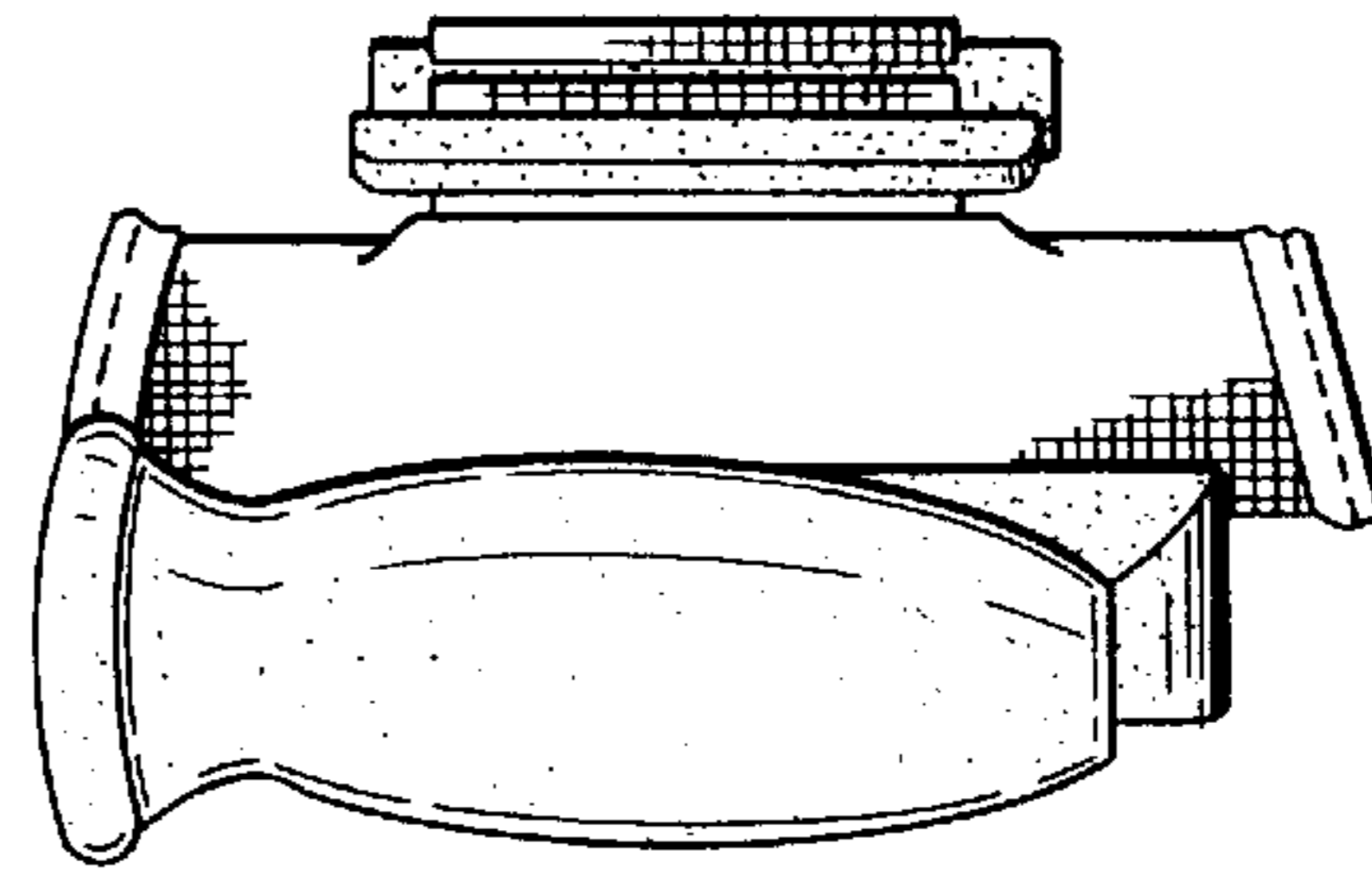


FIG-7