



US00D399264S

**United States Patent** [19]  
**Klink**

[11] **Patent Number:** **Des. 399,264**

[45] **Date of Patent:** **\*\*Oct. 6, 1998**

[54] **BUMPER STICKER HOLDER**

[76] Inventor: **Kevin G. Klink**, 258 Spruce Ave.,  
Byesville, Ohio 43723

[\*\*] Term: **14 Years**

[21] Appl. No.: **74,426**

[22] Filed: **Aug. 7, 1997**

[51] **LOC (6) Cl.** ..... **20-02**

[52] **U.S. Cl.** ..... **D20/42**

[58] **Field of Search** ..... D20/10, 42, 43,  
D20/44, 40; 116/DIG. 24; 40/642.02, 643,  
644, 661, 597, 588, 593; D10/109

[56] **References Cited**

**U.S. PATENT DOCUMENTS**

D. 303,403	9/1989	Barcom	.....	D20/43
D. 382,598	8/1997	Schroeppel	.....	D20/42
5,430,965	7/1995	Lai	.....	40/597

*Primary Examiner*—Susan J. Lucas  
*Assistant Examiner*—Jennifer Rivard


[57] **CLAIM**


The ornamental design for a bumper sticker holder, as shown and described.

**DESCRIPTION**

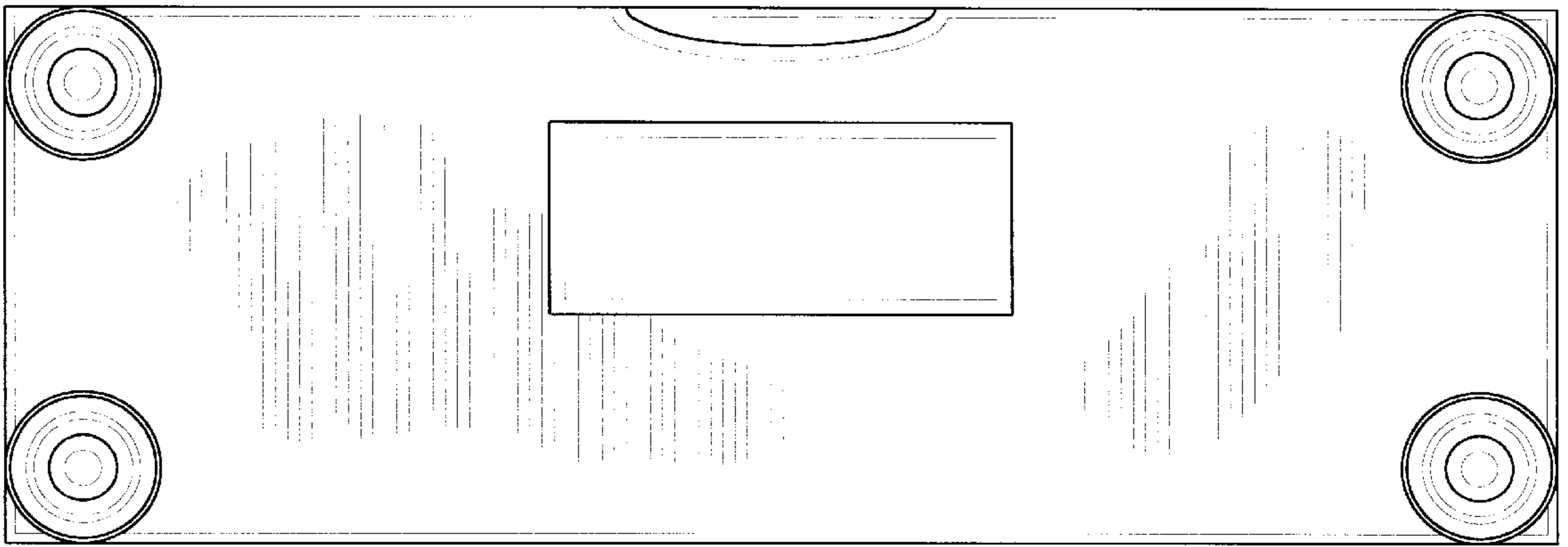
FIG. 1 is a front elevation view of the bumper sticker holder of the present invention;  
FIG. 2 is a back elevation view of the bumper sticker holder of FIG. 1;  
FIG. 3 is a left side elevation view of the bumper sticker holder of FIG. 1;  
FIG. 4 is a right side elevation view of the bumper sticker holder of FIG. 1;  
FIG. 5 is a top plan view of the bumper sticker holder of FIG. 1; and,  
FIG. 6 is a bottom plan view of the bumper sticker holder of FIG. 1.

**1 Claim, 2 Drawing Sheets**

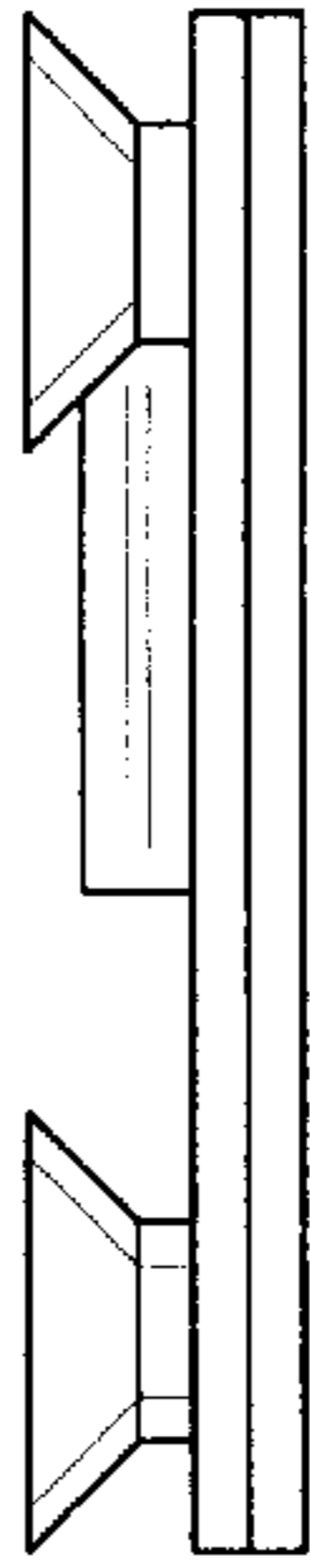




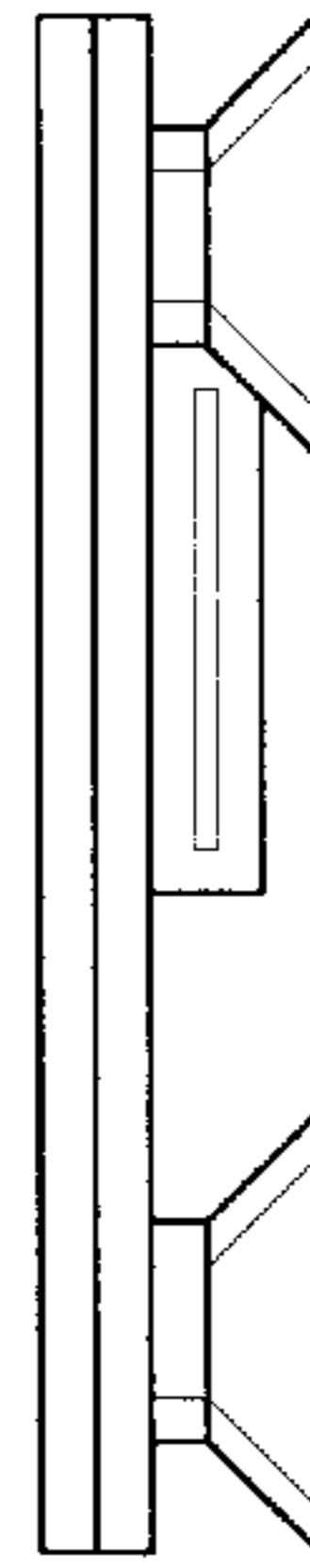
*Fig. 1*



*Fig. 2*




*Fig. 3*



*Fig. 4*



*Fig. 5*



*Fig. 6*