



US00D399242S

United States Patent [19]
Raub

[11] **Patent Number: Des. 399,242**

[45] **Date of Patent: **Oct. 6, 1998**

[54] **EYEWEAR**

[75] Inventor: **Jeffrey K. Raub**, Rochester, N.Y.

[73] Assignee: **Bausch & Lomb Incorporated**,
Rochester, N.Y.

[**] Term: **14 Years**

[21] Appl. No.: **67,624**

[22] Filed: **Mar. 14, 1997**

[51] **LOC (6) Cl.** **16-06**

[52] **U.S. Cl.** **D16/328**

[58] **Field of Search** D16/101, 300,
D16/306, 309, 315-330, 335; 351/41, 44,
51-52, 90, 111, 119, 158; 2/447, 448

[56] **References Cited**

U.S. PATENT DOCUMENTS

D. 321,703	11/1991	Grau	D16/112
D. 322,975	1/1992	Bolle	D15/102
D. 328,907	8/1992	Samuel	D16/102
D. 358,160	5/1995	Conway	D16/326
D. 366,891	2/1996	Arnette	D16/326

D. 369,377	4/1996	Brune	D16/335
D. 372,929	8/1996	Conway	D16/326
D. 377,365	1/1997	Conway	D16/330
D. 381,036	7/1997	Kimura	D16/315
D. 383,476	9/1997	Markovitz et al.	D16/326
1,743,796	1/1930	Nelson	.	

OTHER PUBLICATIONS

DM/037 977 International Designs Bulletin Oct. 23, 1996.

Primary Examiner—Raphael Barkai

Attorney, Agent, or Firm—Craig E. Larson

[57] **CLAIM**

The ornamental design for eyewear, as shown and described.

DESCRIPTION

FIG. 1 is a front elevational view of eyewear embodying my new design;

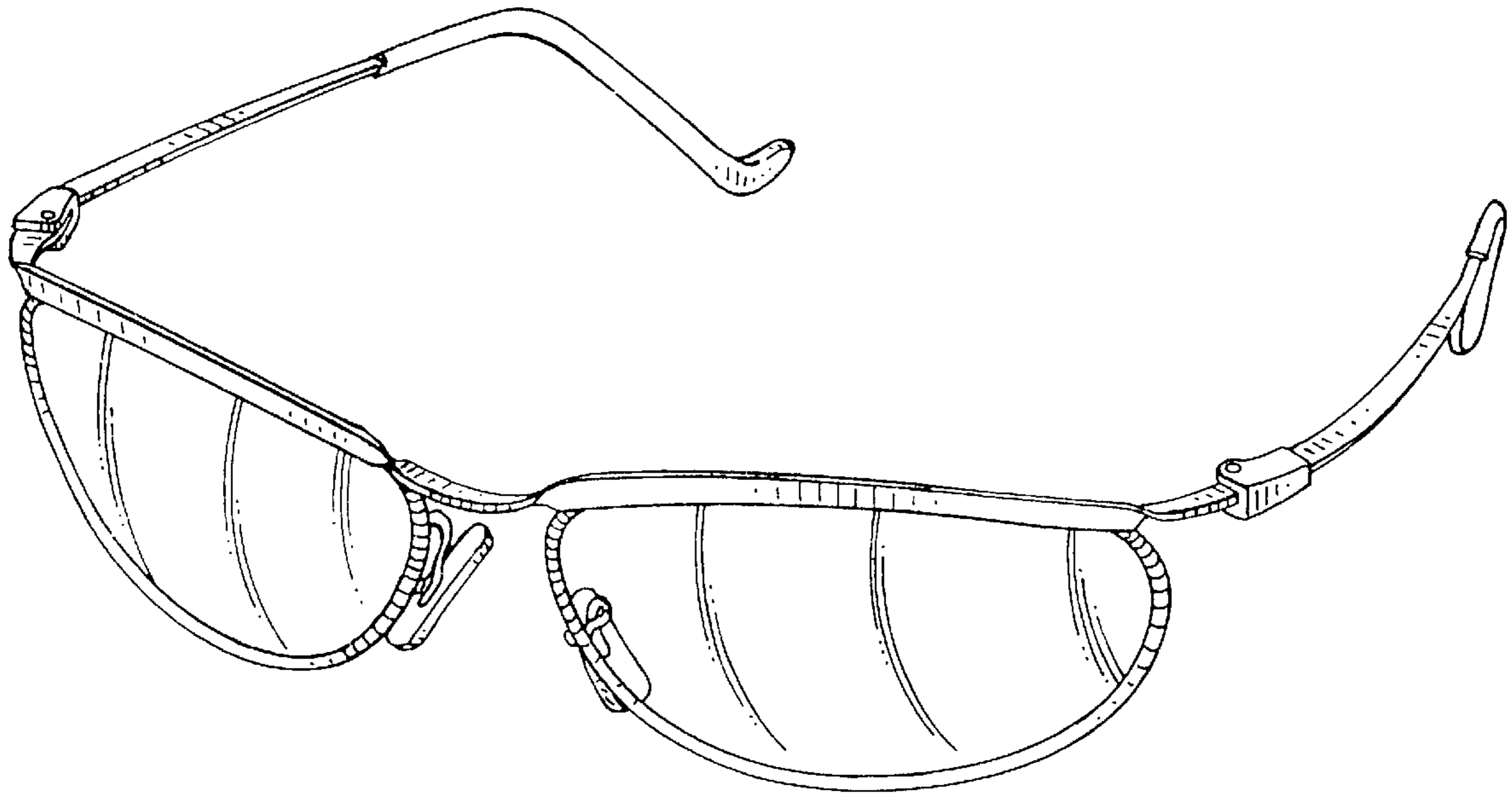
FIG. 2 is a side elevational view thereof;

FIG. 3 is a top plan view thereof;

FIG. 4 is a front perspective view thereof; and,

FIG. 5 is a rear perspective view thereof.

1 Claim, 4 Drawing Sheets



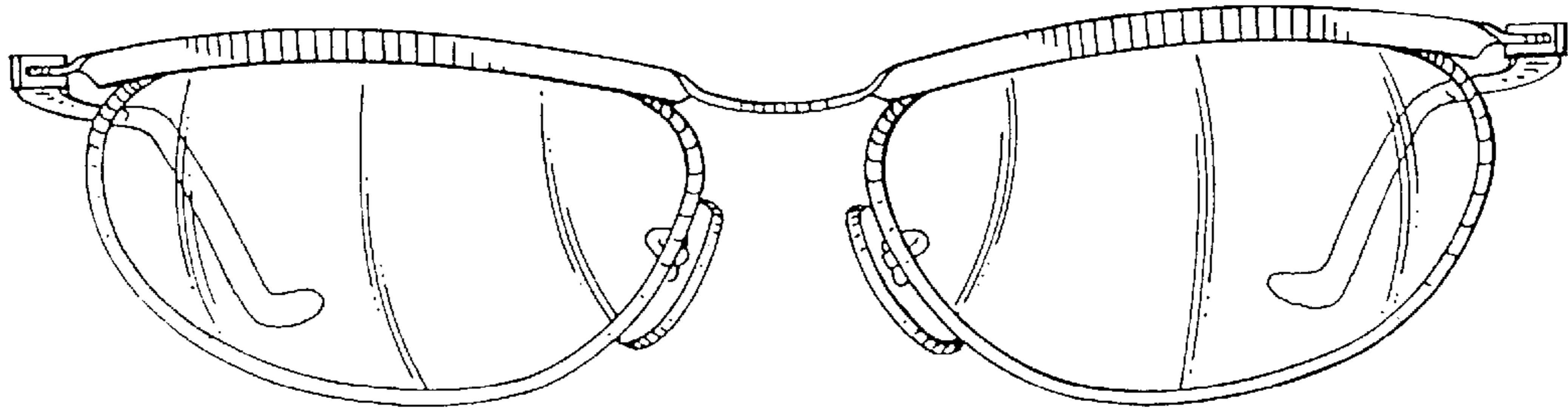


FIG. 1

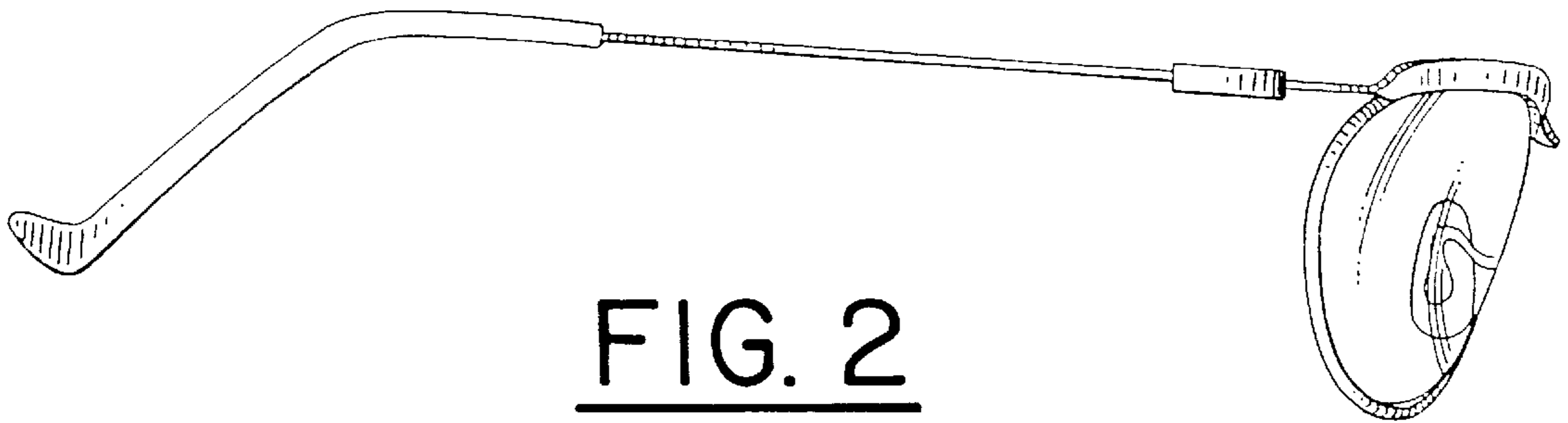
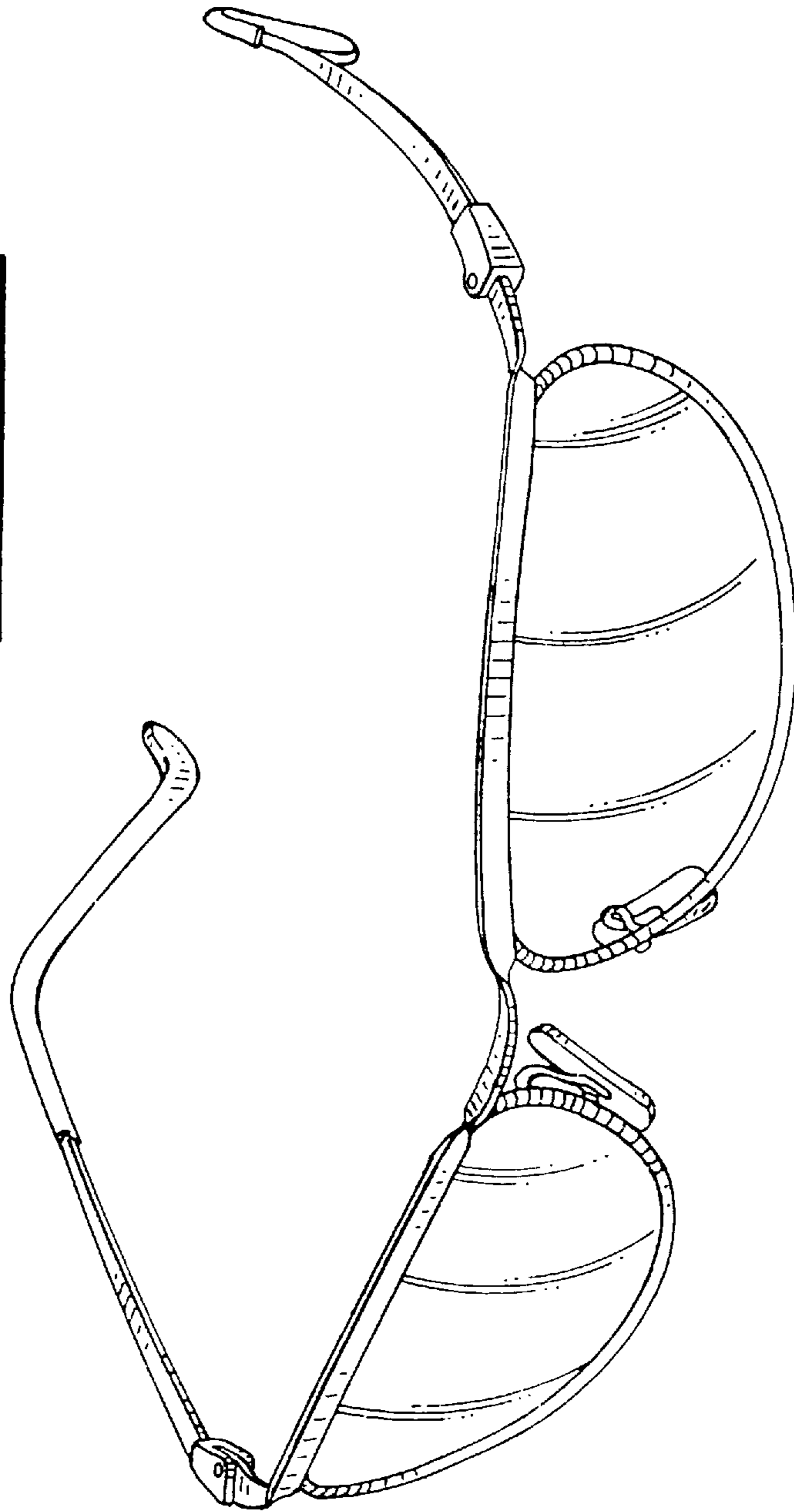


FIG. 2



FIG. 3

FIG. 4



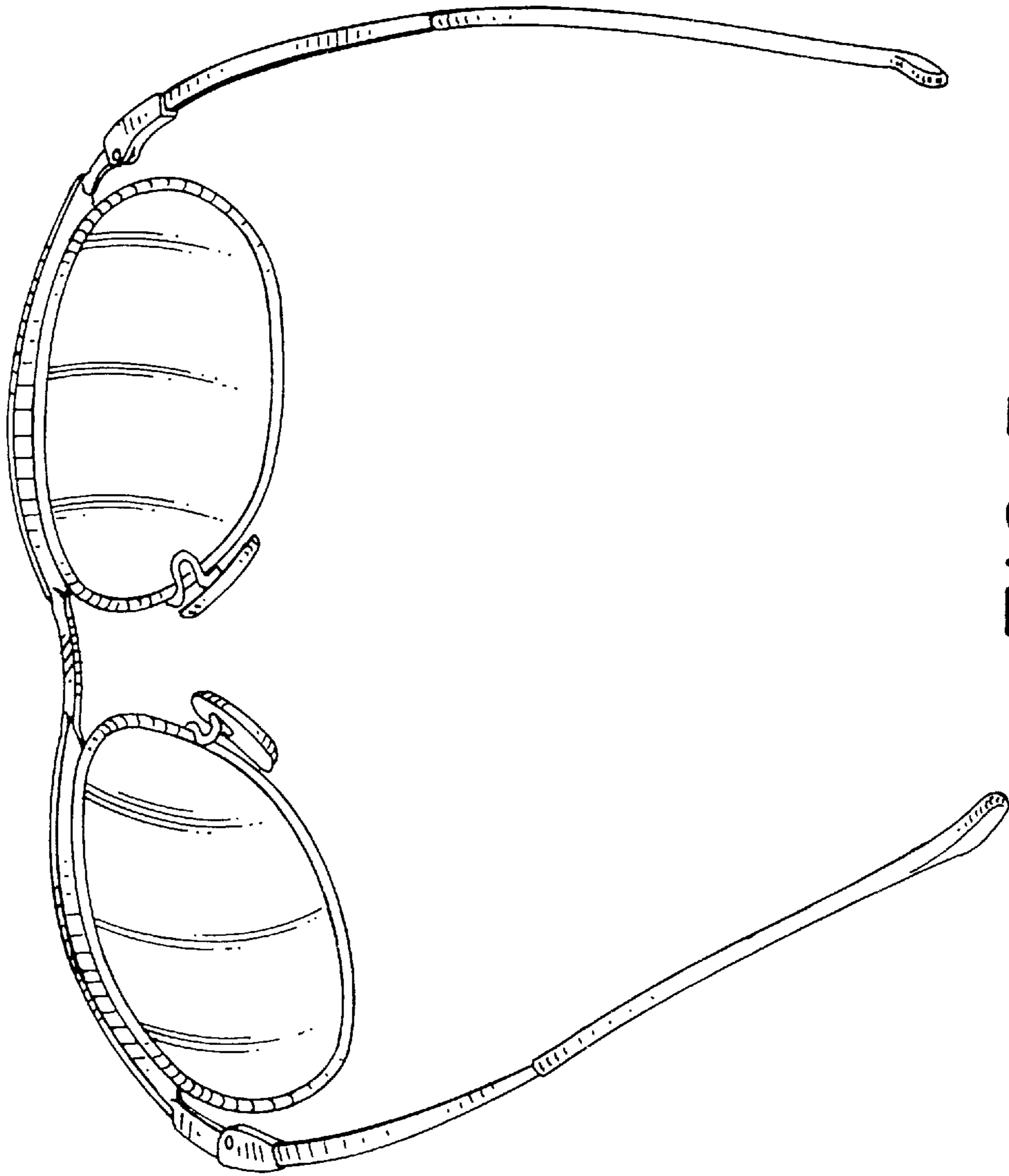


FIG. 5