



US00D399235S

United States Patent [19] Flanagan

[11] **Patent Number: Des. 399,235**

[45] **Date of Patent: **Oct. 6, 1998**

[54] **EYEWEAR**

4,360,252 11/1982 Solomon 351/95
5,270,743 12/1993 Hofmair et al. 351/86

[75] Inventor: **Mark J. Flanagan**, Rochester, N.Y.

OTHER PUBLICATIONS

[73] Assignee: **Bausch & Lomb Incorporated**,
Rochester, N.Y.

Optician Dec. 13, 1974 p. 2.
Hong Kong Enterprise Mar. 1987, p. 188 Glasses #“613”.

[**] Term: **14 Years**

Primary Examiner—Raphael Barkai
Attorney, Agent, or Firm—Katherine McGuire; Craig E. Larson

[21] Appl. No.: **46,652**

[22] Filed: **Oct. 20, 1995**

[57] CLAIM

[51] **LOC (6) Cl.** **16-06**

The ornamental design for an eyewear, as shown and described.

[52] **U.S. Cl.** **D16/326**

[58] **Field of Search** D16/100, 101,
D16/300, 304, 306, 309–318, 323–330;
351/41, 44, 48, 51–52, 57–58, 90, 158;
2/428, 430, 432, 436, 444, 448, 449

DESCRIPTION

[56] References Cited

U.S. PATENT DOCUMENTS

D. 354,506	1/1995	Francavilla	D16/335
D. 362,260	9/1995	Lin	D16/329
D. 366,891	2/1996	Arnette	D16/326
D. 384,967	10/1997	Conway	D16/326
D. 387,793	12/1997	Flanagan	D16/326

FIG. 1 is a front, perspective view of eyewear showing my new design;
FIG. 2 is a front, elevational view of FIG. 1;
FIG. 3 is a rear, elevational view of FIG. 1;
FIG. 4 is a side, elevational view of FIG. 1, the opposite side being a mirror image;
FIG. 5 is a top, plan view of FIG. 1; and,
FIG. 6 is a bottom, plan view of FIG. 1.

1 Claim, 5 Drawing Sheets




FIG. 1

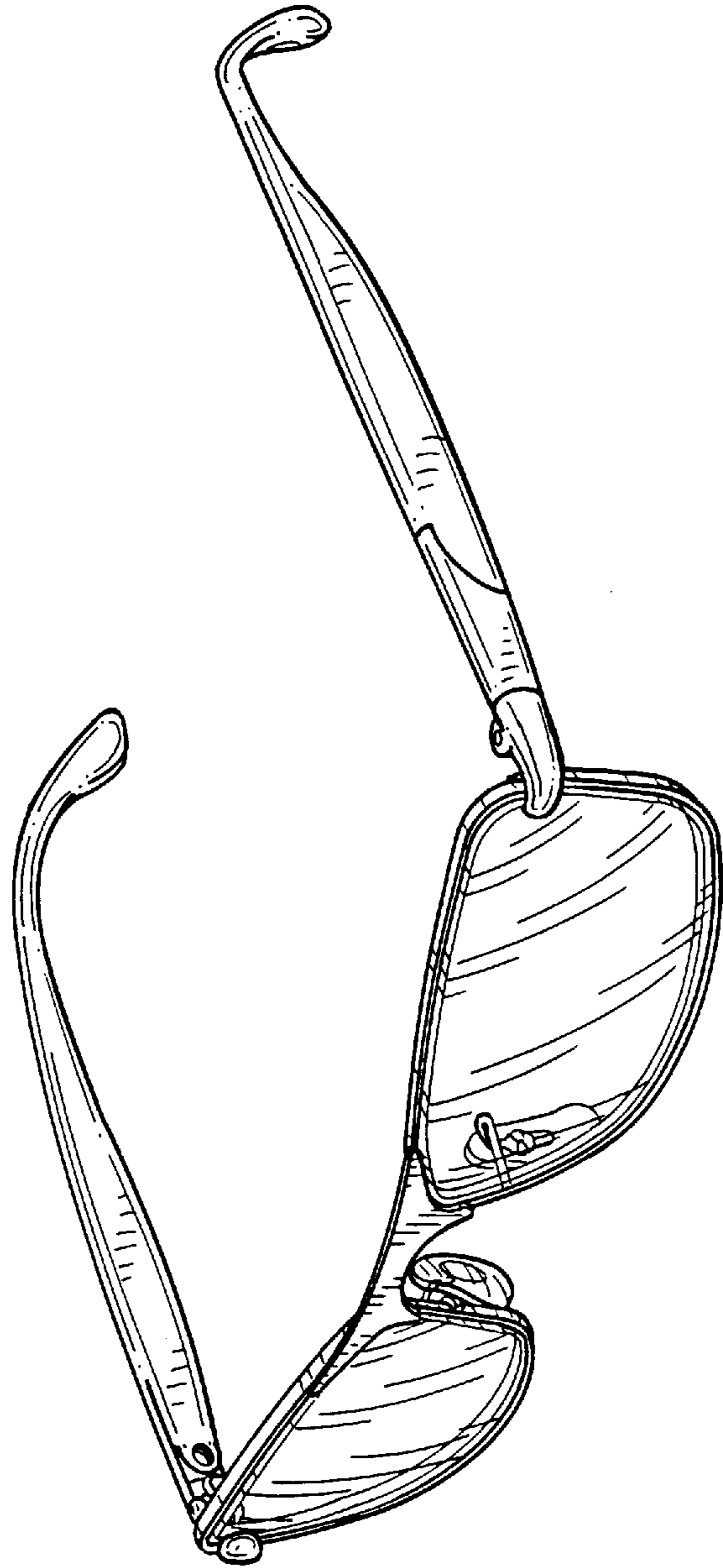


FIG. 2

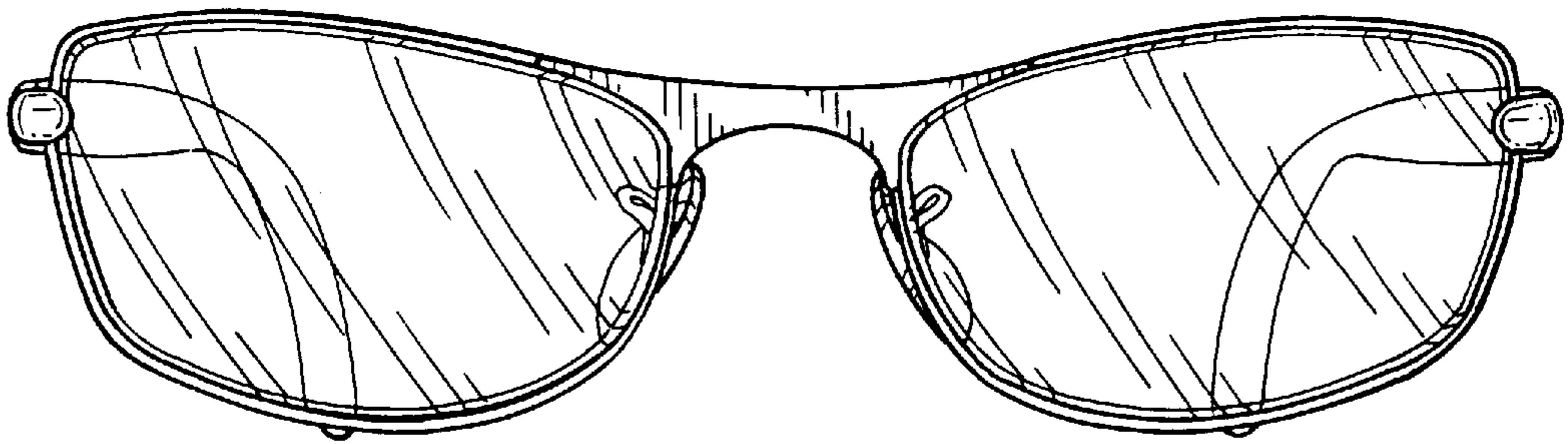
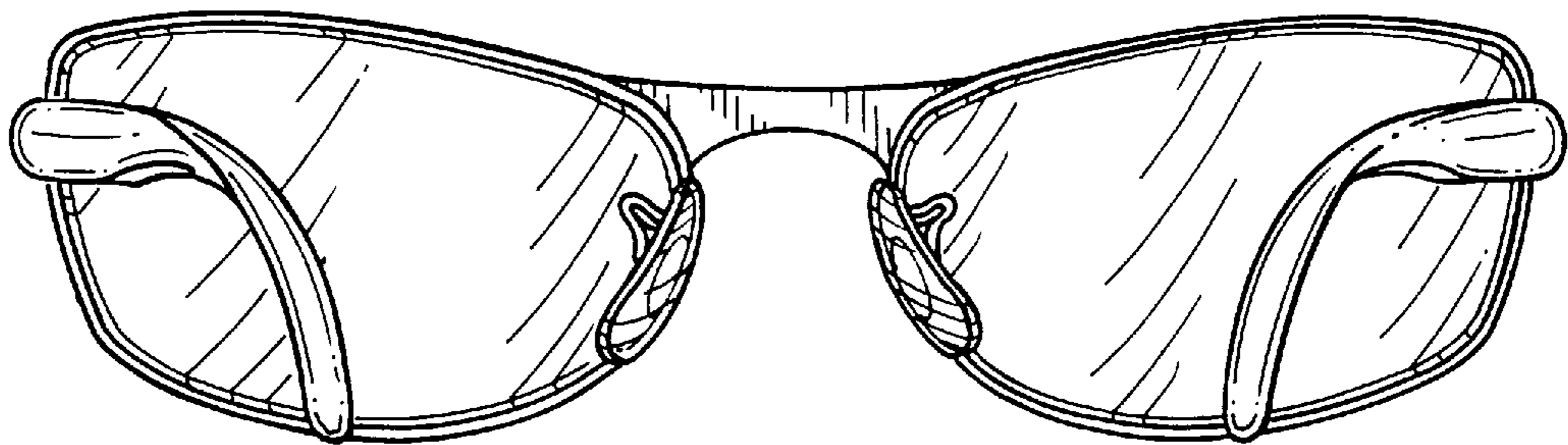


FIG. 3



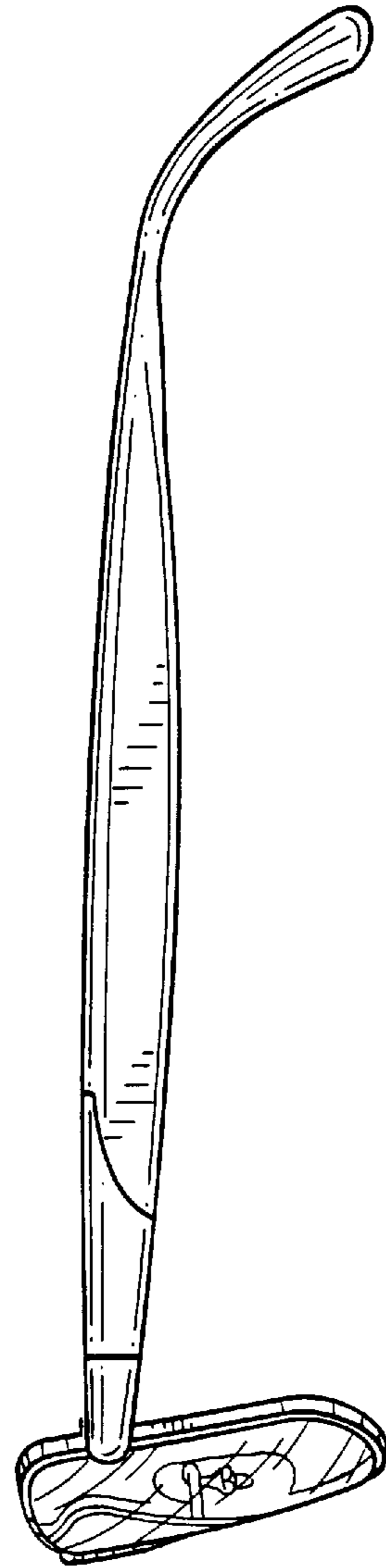


FIG. 4

FIG. 5

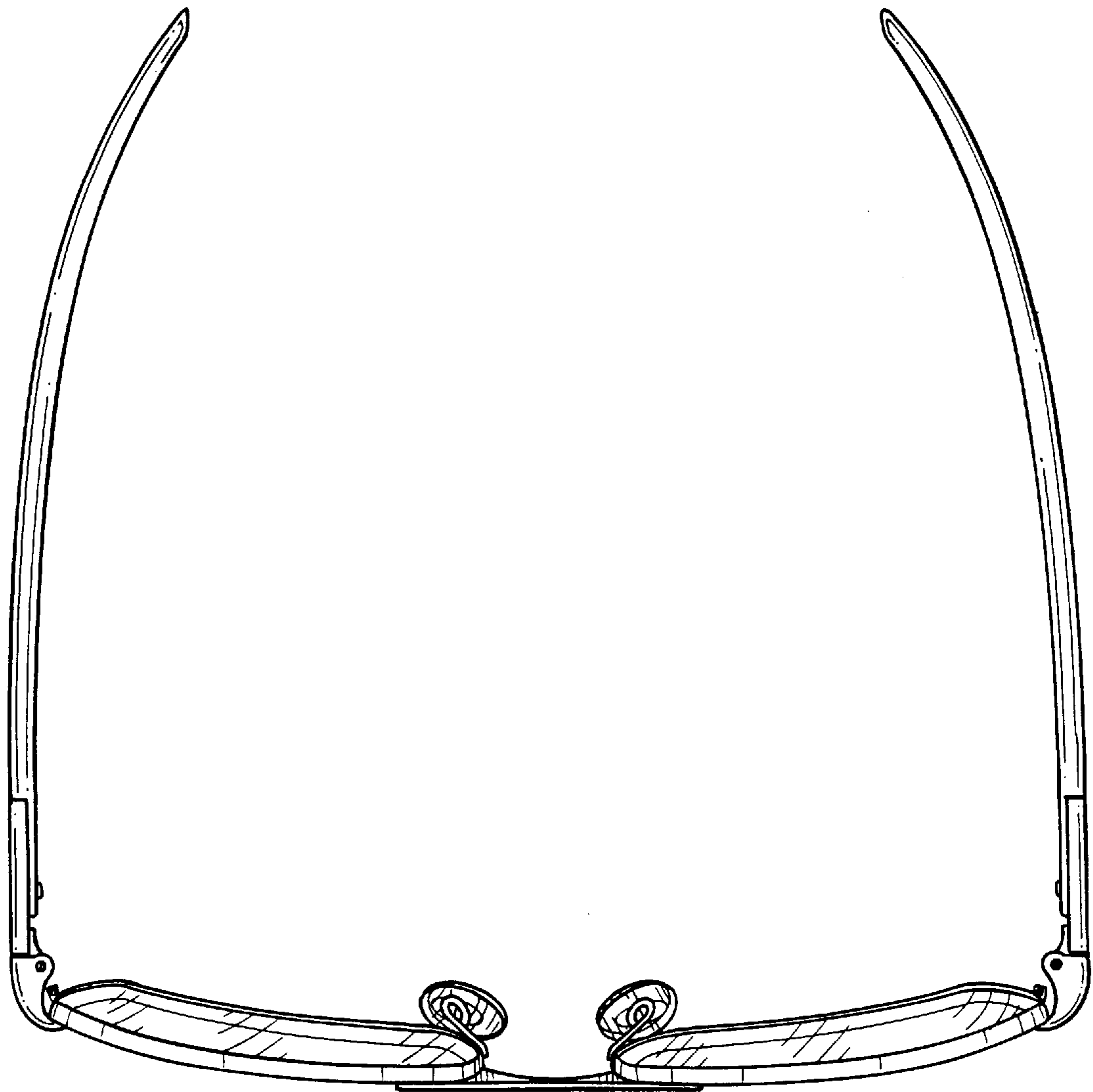


FIG. 6

