



US00D399222S

# United States Patent [19] Chang

[11] **Patent Number:** **Des. 399,222**  
[45] **Date of Patent:** **\*\*Oct. 6, 1998**

[54] **SPROCKET WHEEL (2)**  
[75] Inventor: **Wen-Yao Chang**, Changhua, Taiwan  
[73] Assignee: **Chuhn Chuan Corporation**,  
Changhua, Taiwan  
[\*\*] Term: **14 Years**

D. 373,369 9/1996 Matsui et al. .... D15/148  
4,645,475 2/1987 Husted ..... 474/164 X  
5,224,903 7/1993 Langhof et al. .... 474/161 X  
5,514,042 5/1996 Liou ..... 474/160

*Primary Examiner*—Antoine Duval Davis  
*Attorney, Agent, or Firm*—Beveridge, DeGrandi, Weilacher  
& Young LLP

[21] Appl. No.: **76,778**  
[22] Filed: **Sep. 19, 1997**

### [57] CLAIM

The ornamental design for a sprocket wheel (2), as shown  
and described.

### [30] Foreign Application Priority Data

Apr. 11, 1997 [CN] China ..... 86302906

### DESCRIPTION

[51] **LOC (6) Cl.** ..... **15-09**  
[52] **U.S. Cl.** ..... **D15/148**  
[58] **Field of Search** ..... D15/148, 149;  
30/381; 352/166, 187, 190, 191; 474/49,  
95, 96, 78, 152, 155, 156, 157, 158, 160,  
161, 162, 163, 164


FIG. 1 is a front elevational view of a sprocket wheel (2)  
showing my new design;  
FIG. 2 is a rear elevational view thereof;  
FIG. 3 is a left side elevational view thereof;  
FIG. 4 is a right side elevational view thereof;  
FIG. 5 is a top plan view thereof;  
FIG. 6 is a bottom plan view thereof;  
FIG. 7 is a perspective view thereof of the front elevational  
view; and  
FIG. 8 is a perspective view thereof of the rear elevational  
view.

### [56] References Cited

#### U.S. PATENT DOCUMENTS

D. 373,368 9/1996 Matsui et al. .... D15/148

**1 Claim, 3 Drawing Sheets**






FIG. 1



FIG. 2



FIG. 3



FIG. 4



FIG. 5



FIG. 6




FIG. 7




FIG. 8