



US00D399205S

United States Patent [19]

Wolf et al.

[11] Patent Number: Des. 399,205

[45] Date of Patent: **Oct. 6, 1998

[54] **SELECTIVE CALL RECEIVER**

Attorney, Agent, or Firm—Eduardo Guntin

[75] Inventors: **Monika Romana Wolf**, Parkland;
Eugene Richard Fay, Delray Beach;
Shirley Drass, Palm Beach Gardens, all
of Fla.

[57] **CLAIM**

The ornamental design for a “selective call receiver”, as shown and described.

[73] Assignee: **Motorola, Inc.**, Schaumburg, Ill.

DESCRIPTION

[**] Term: **14 Years**

FIG. 1 is a front elevational view of a “selective call receiver” showing a first embodiment of our new design;

[21] Appl. No.: **79,332**

FIG. 2 is a top plan view of FIG. 1;

[22] Filed: **Nov. 12, 1997**

FIG. 3 is a rear plan view of FIG. 1;

[51] **LOC (6) Cl.** **14-01**

FIG. 4 is a left side elevational view of FIG. 1;

[52] **U.S. Cl.** **D14/191**

FIG. 5 is a right side elevational view of FIG. 1; and

[58] **Field of Search** D14/124, 188,
D14/191, 192; 340/311.1; 455/38.1–38.4,
90, 92, 100, 128, 344

FIG. 6 is a bottom elevational view of FIG. 1;

FIG. 7 is a top, right and front perspective view of FIG. 1;

FIG. 8 is a front elevational view of a “selective call receiver” showing an alternate embodiment of our new design;

FIG. 9 is a top plan view of FIG. 8;

[56] **References Cited**

U.S. PATENT DOCUMENTS

D. 359,736	6/1995	Ishibashi et al.	D14/191
D. 377,019	12/1996	Nagano et al.	D14/191
D. 378,920	4/1997	Kurcbart et al.	D14/191
D. 385,878	11/1997	Flick	D14/191

FIG. 10 is a rear plan view of FIG. 8;

FIG. 11 is a left side elevational view of FIG. 8;

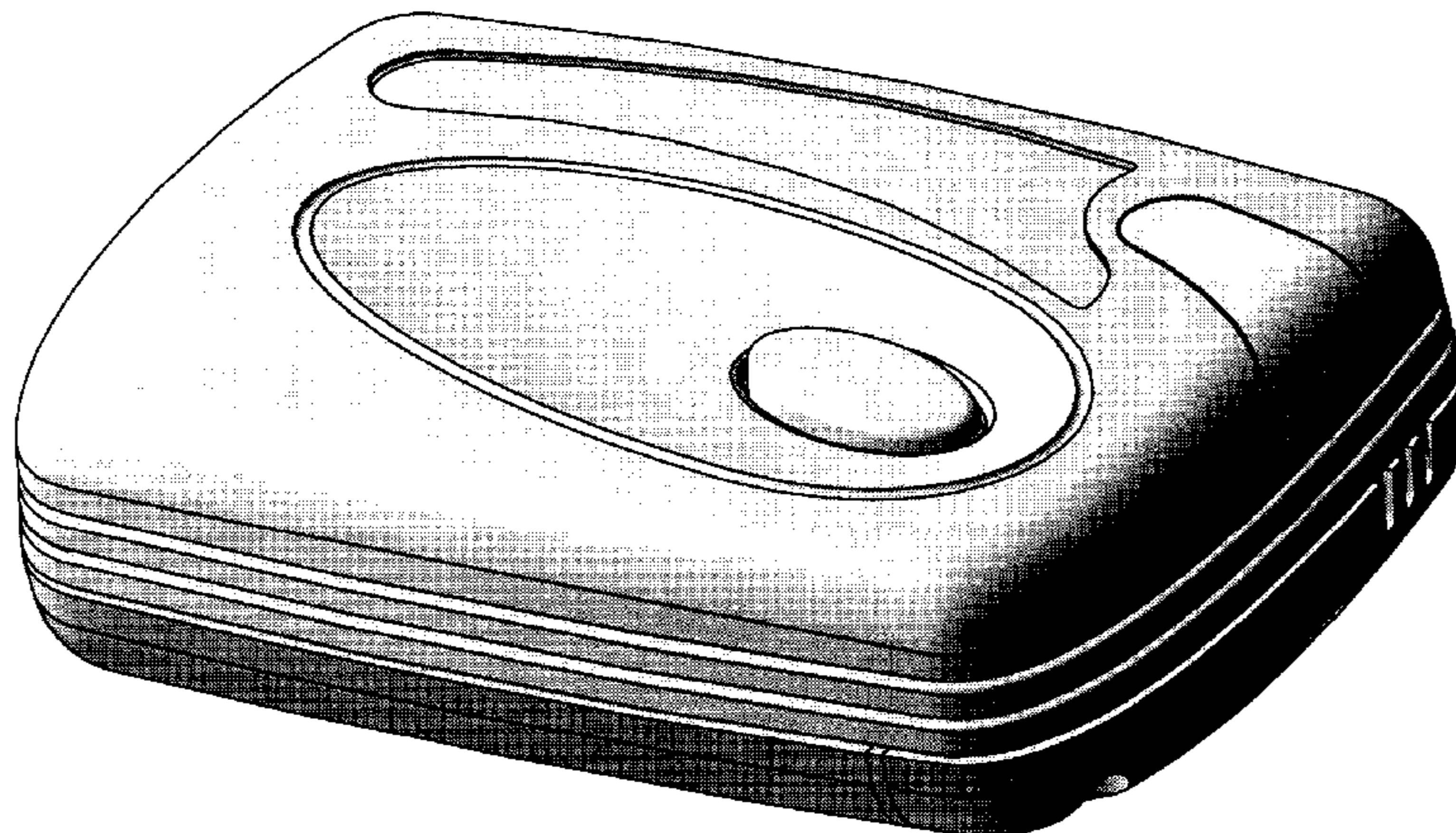
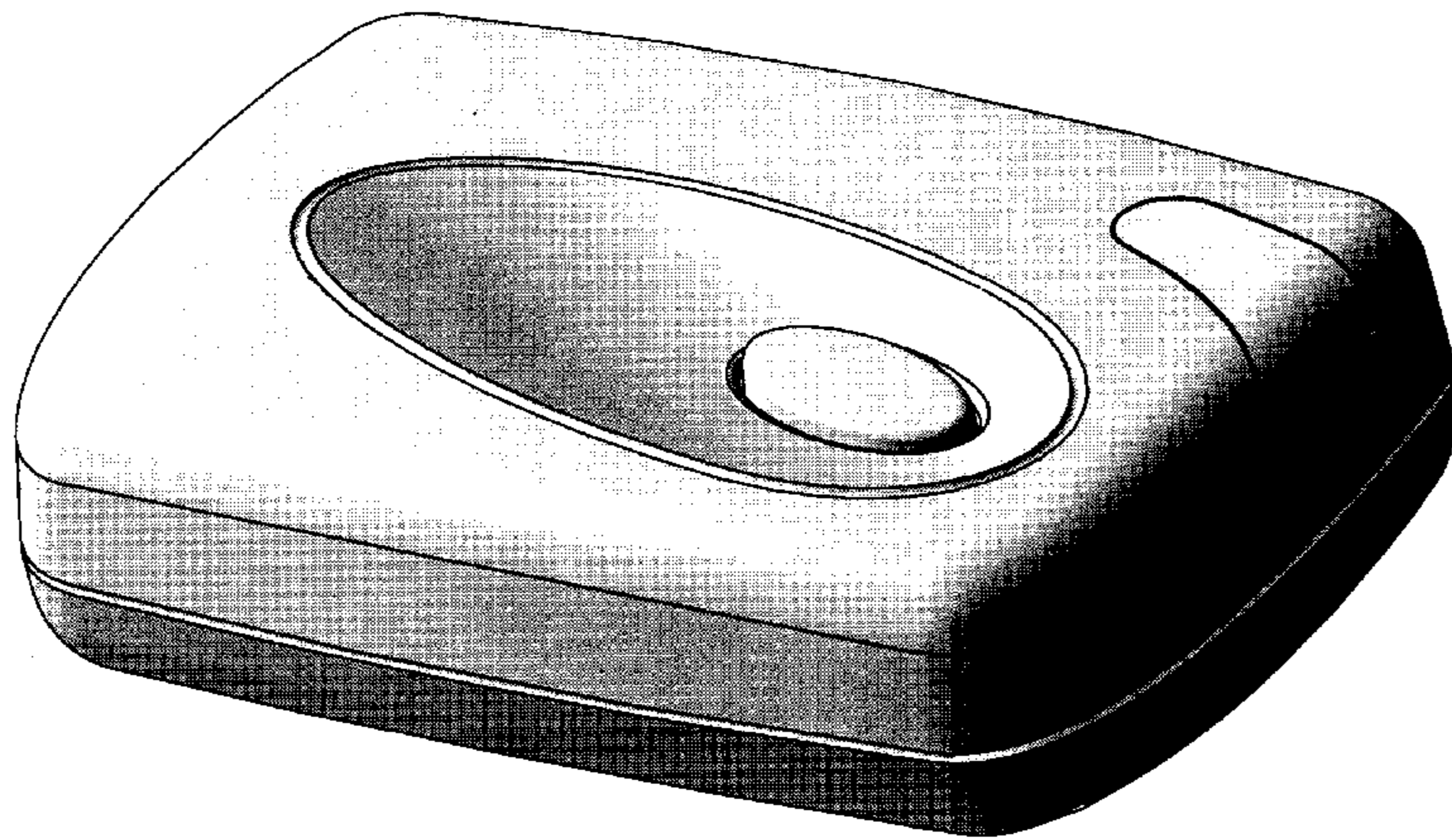
FIG. 12 is a right side elevational view of FIG. 8; and

FIG. 13 is a bottom elevational view of FIG. 8; and,

FIG. 14 is a top, right and front perspective view of FIG. 8.

Primary Examiner—Ted Shooman
Assistant Examiner—Nanda Bondade

1 Claim, 6 Drawing Sheets



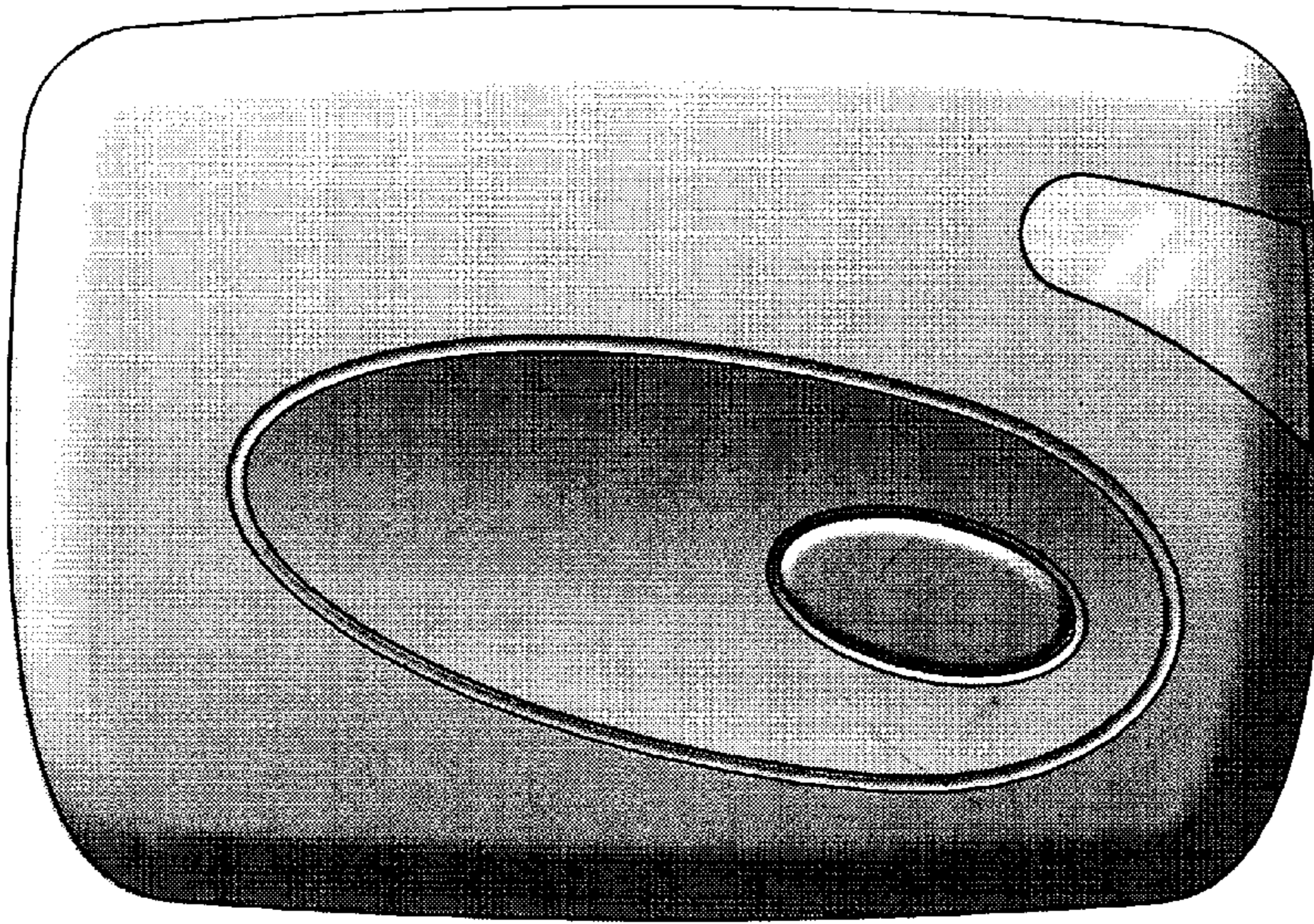


FIG. 1




FIG. 2




FIG. 3




FIG. 4




FIG. 5




FIG. 6




FIG. 7

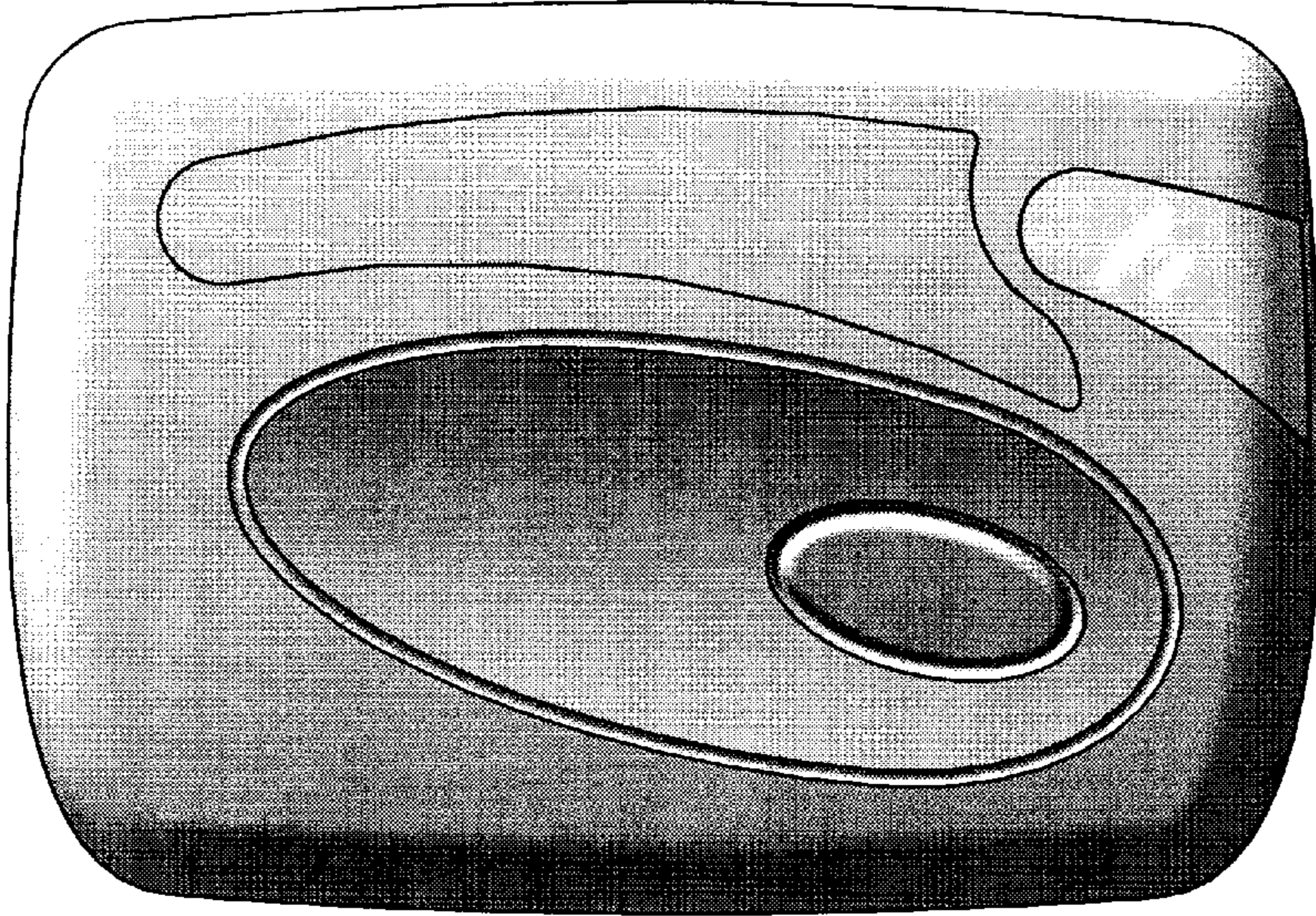


FIG. 8




FIG. 9




FIG. 10



FIG. 11

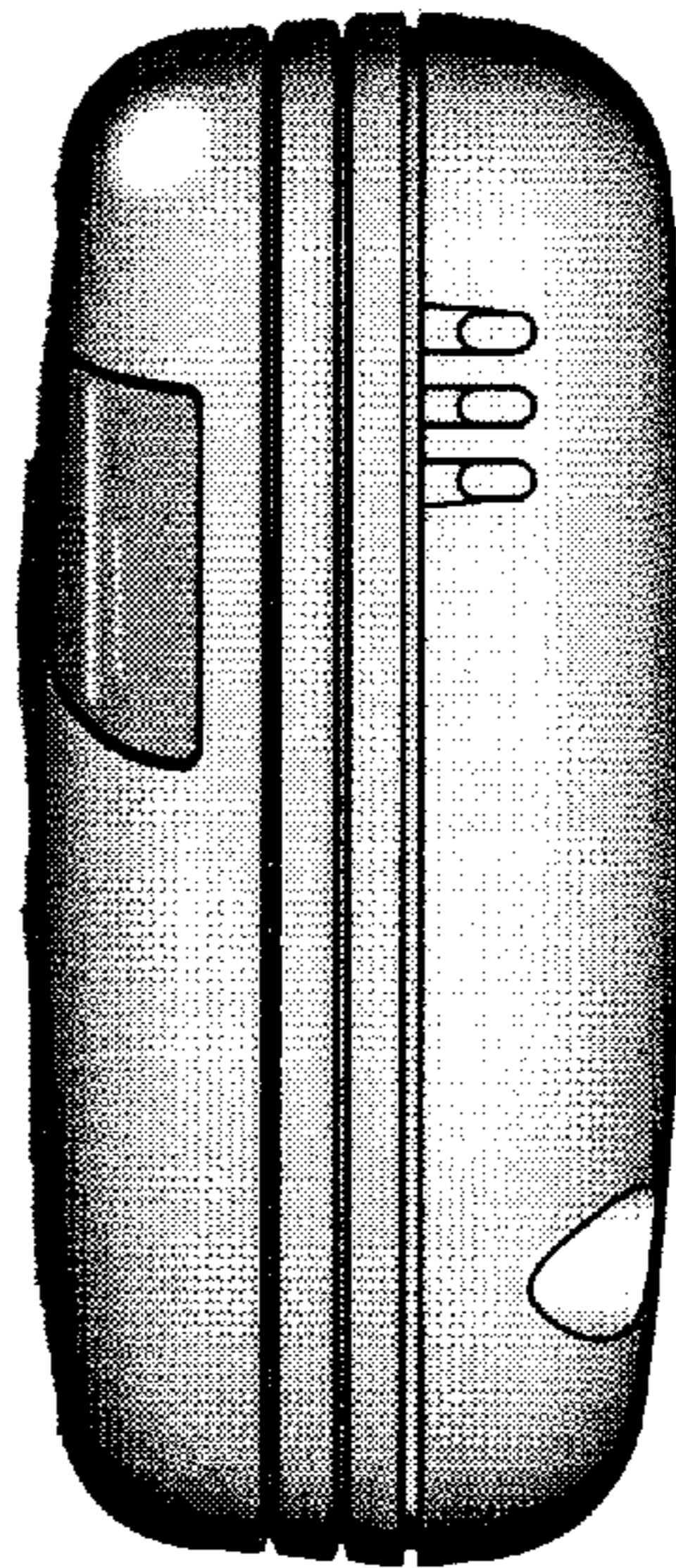


FIG. 12




FIG. 13




FIG. 14