



US00D399202S

United States Patent [19] Kanatani

[11] **Patent Number: Des. 399,202**

[45] **Date of Patent: **Oct. 6, 1998**

[54] **DISC PLAYER**

D. 377,648 1/1997 Young D14/156

[75] Inventor: **Masakazu Kanatani**, Tokyo, Japan

Primary Examiner—B. J. Bullock
Attorney, Agent, or Firm—Foley & Lardner

[73] Assignee: **Sony Corporation**, Tokyo, Japan

[57] **CLAIM**

[**] Term: **14 Years**

The ornamental design for a disc player, as shown and described.

[21] Appl. No.: **71,073**

[22] Filed: **May 19, 1997**

DESCRIPTION

[51] **LOC (6) Cl.** **14-01**

FIG. 1 is a perspective view of a disc player showing my new design;

[52] **U.S. Cl.** **D14/156**

FIG. 2 is a perspective view thereof wherein the cover portion is in the open position;

[58] **Field of Search** D14/136, 156,
D14/157, 257, 258; 369/75.1, 75.2, 77.1,
77.2; 455/344-349

FIG. 3 is a top plan view thereof;

FIG. 4 is a left side elevational view thereof, a right side elevational view thereof being a mirror image;

[56] **References Cited**

U.S. PATENT DOCUMENTS

- D. 338,003 8/1993 Nakayama D14/136
- D. 368,908 4/1996 Ikenaga D14/136
- D. 371,357 7/1996 Nakamura D14/136
- D. 374,871 10/1996 Taniguchi D14/136

FIG. 5 is a front elevational view thereof;

FIG. 6 is a bottom plan view thereof; and,

FIG. 7 is a rear elevational view thereof.

The broken lines in FIGS. 1, 2 and 5 are for illustrative purposes only and form no part of the claimed design.

1 Claim, 3 Drawing Sheets

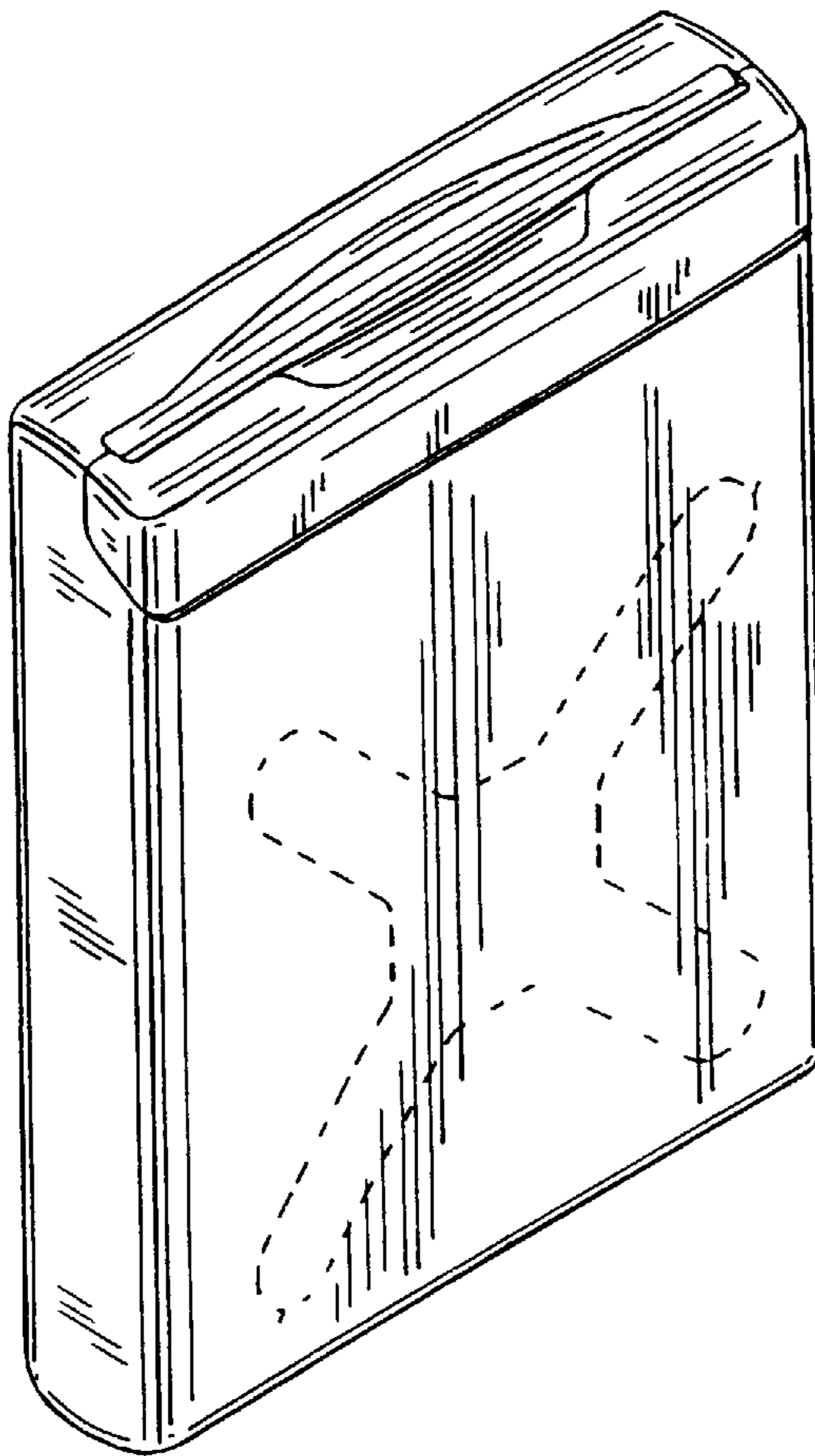


FIG. 2

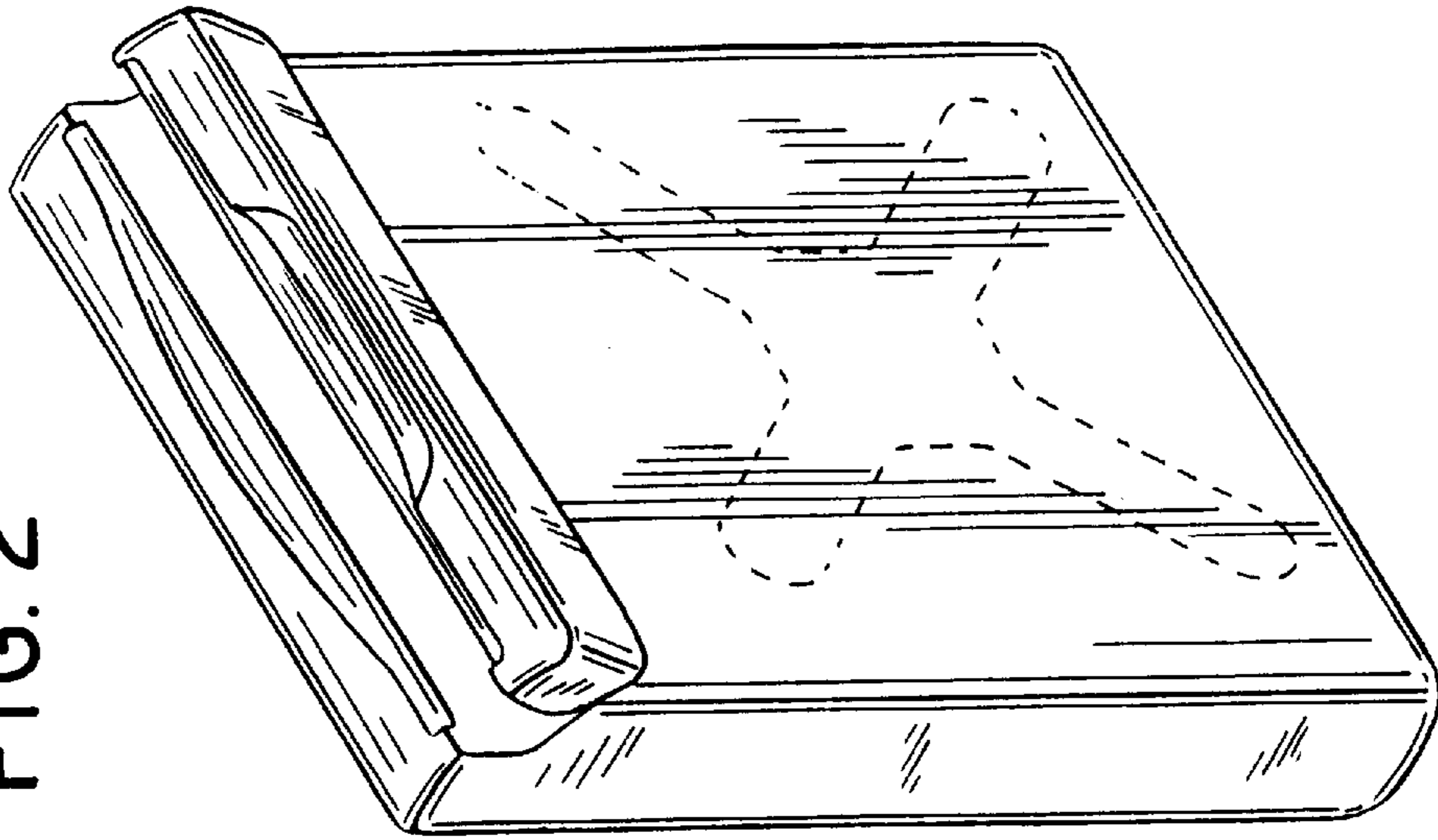


FIG. 1

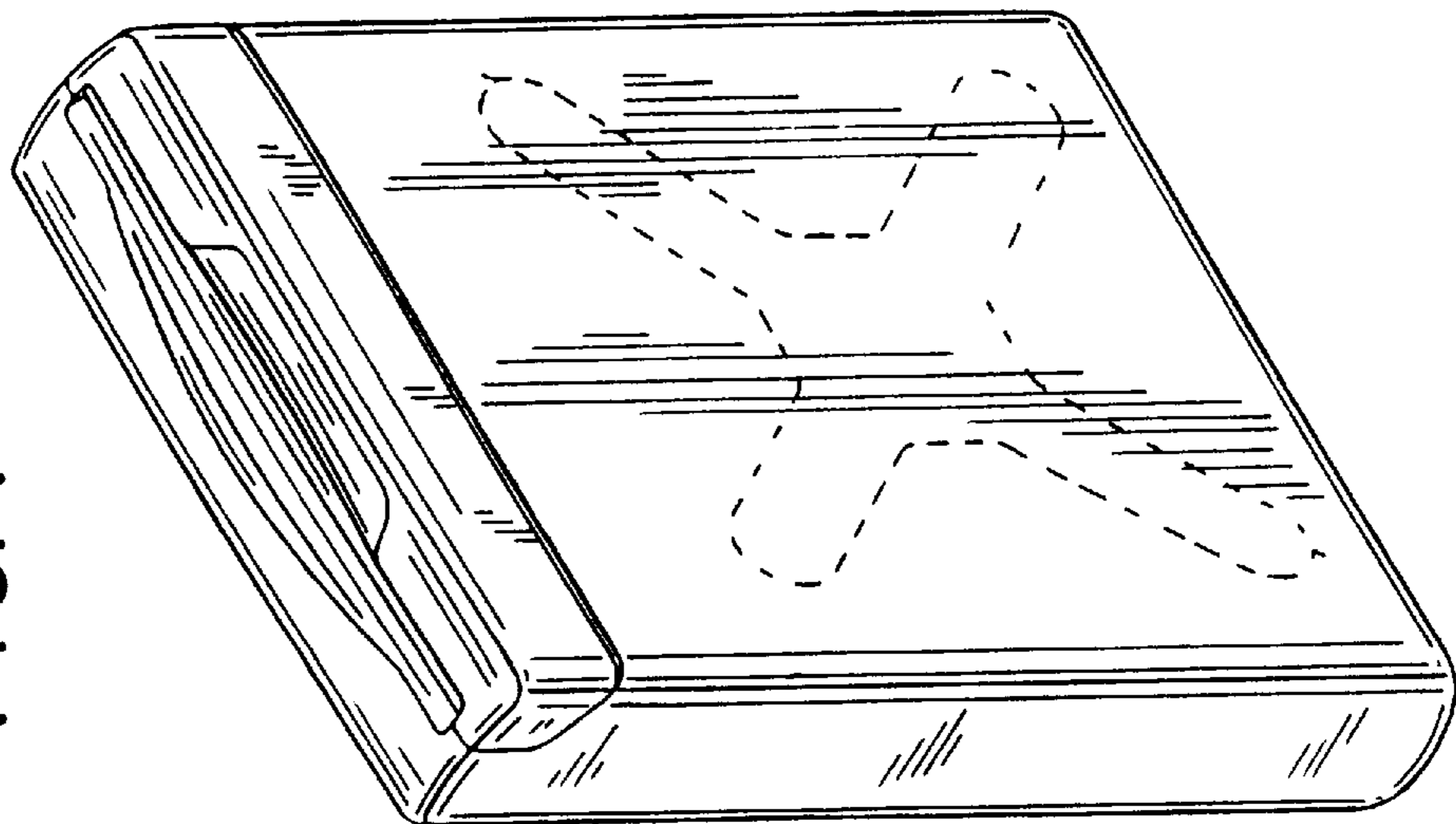


FIG. 3




FIG. 5

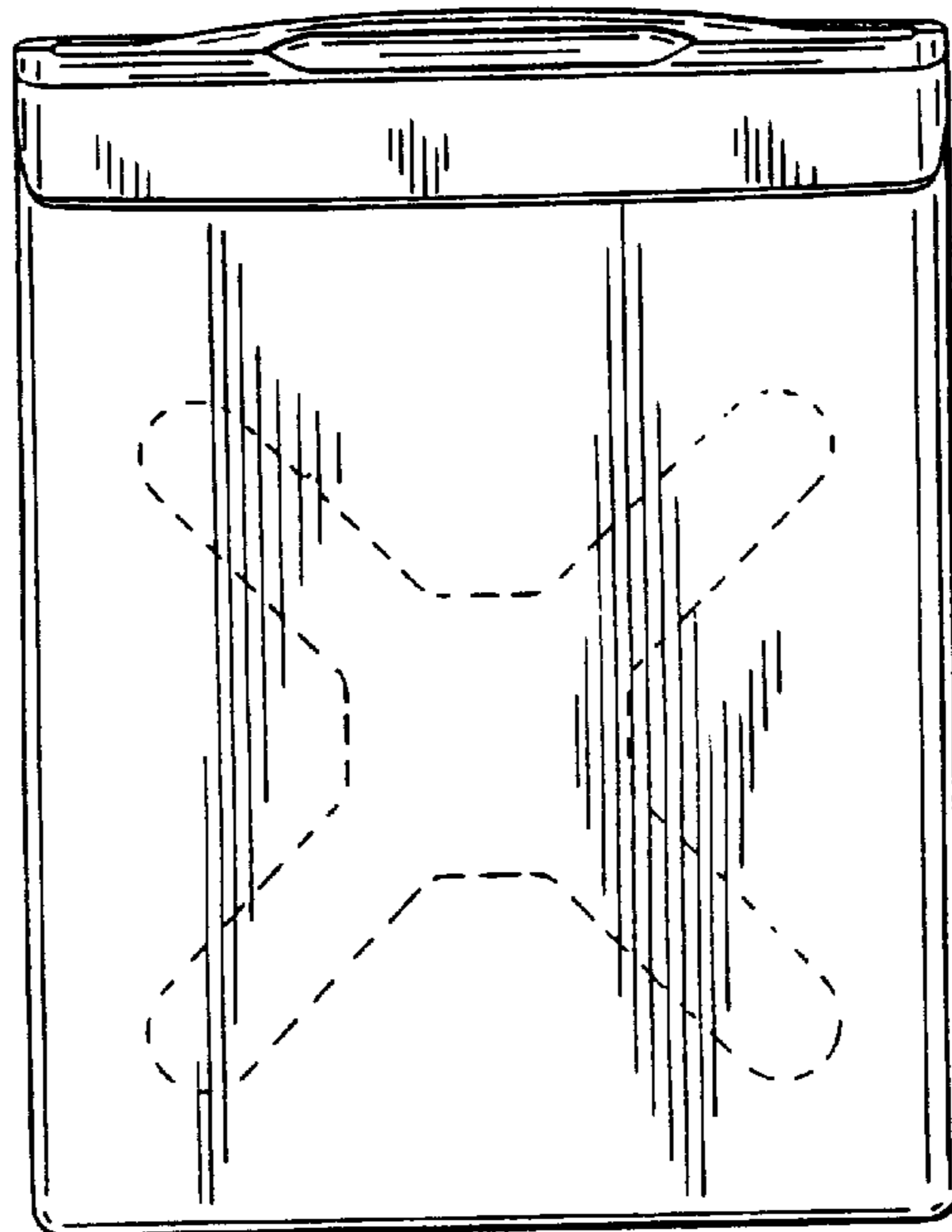


FIG. 6




FIG. 4




FIG. 7

