



US00D399198S

United States Patent [19]
Reitzel

[11] **Patent Number: Des. 399,198**

[45] **Date of Patent: **Oct. 6, 1998**

[54] **PORTABLE BAR CODE READER**

D. 383,124 9/1997 Lanzaro et al. D14/116

[76] Inventor: **Robert R. Reitzel**, 1155 Loop Dr.,
Harrisburg, Pa. 17112-2156

Primary Examiner—M. H. Tung

[**] Term: **14 Years**

[57] **CLAIM**

The ornamental design for a portable bar code reader, as shown.

[21] Appl. No.: **78,659**

[22] Filed: **Oct. 30, 1997**

DESCRIPTION

[51] **LOC (6) Cl.** **14-02**

FIG. 1 is a front plan view of the portable bar code reader of the present invention;

[52] **U.S. Cl.** **D14/116**

FIG. 2 is a back plan view of the portable bar code reader of FIG. 1;

[58] **Field of Search** D14/100, 114,
D14/116, 107; 235/375, 378, 385, 454,
462, 472, 486; 382/312-15, 321, 318, 319;
250/203.1, 216; D26/37, 45, 50

FIG. 3 is a left side plan view of the portable bar code reader of FIG. 1;

FIG. 4 is a right side plan view of the portable bar code reader of FIG. 1;

[56] **References Cited**

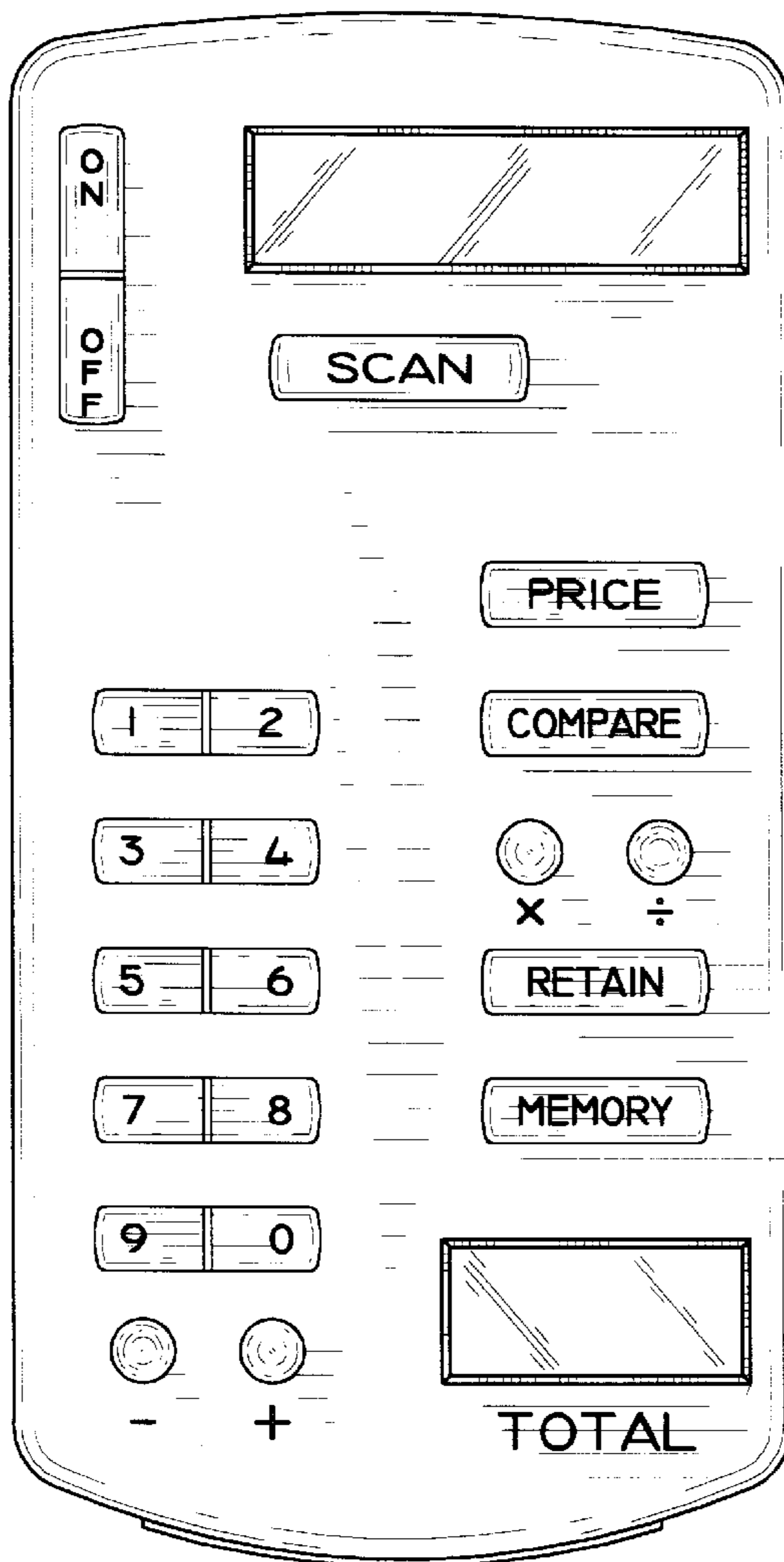
U.S. PATENT DOCUMENTS

- D. 359,040 6/1995 Nakamura et al. D14/116
- D. 371,550 7/1996 Tomkowicz D14/116
- D. 374,221 10/1996 Ruiz D14/116
- D. 377,346 1/1997 Karlin D14/116

FIG. 5 is a top plan view of the portable bar code reader of FIG. 1; and,

FIG. 6 is a bottom plan view of the portable bar code reader of FIG. 1.

1 Claim, 3 Drawing Sheets



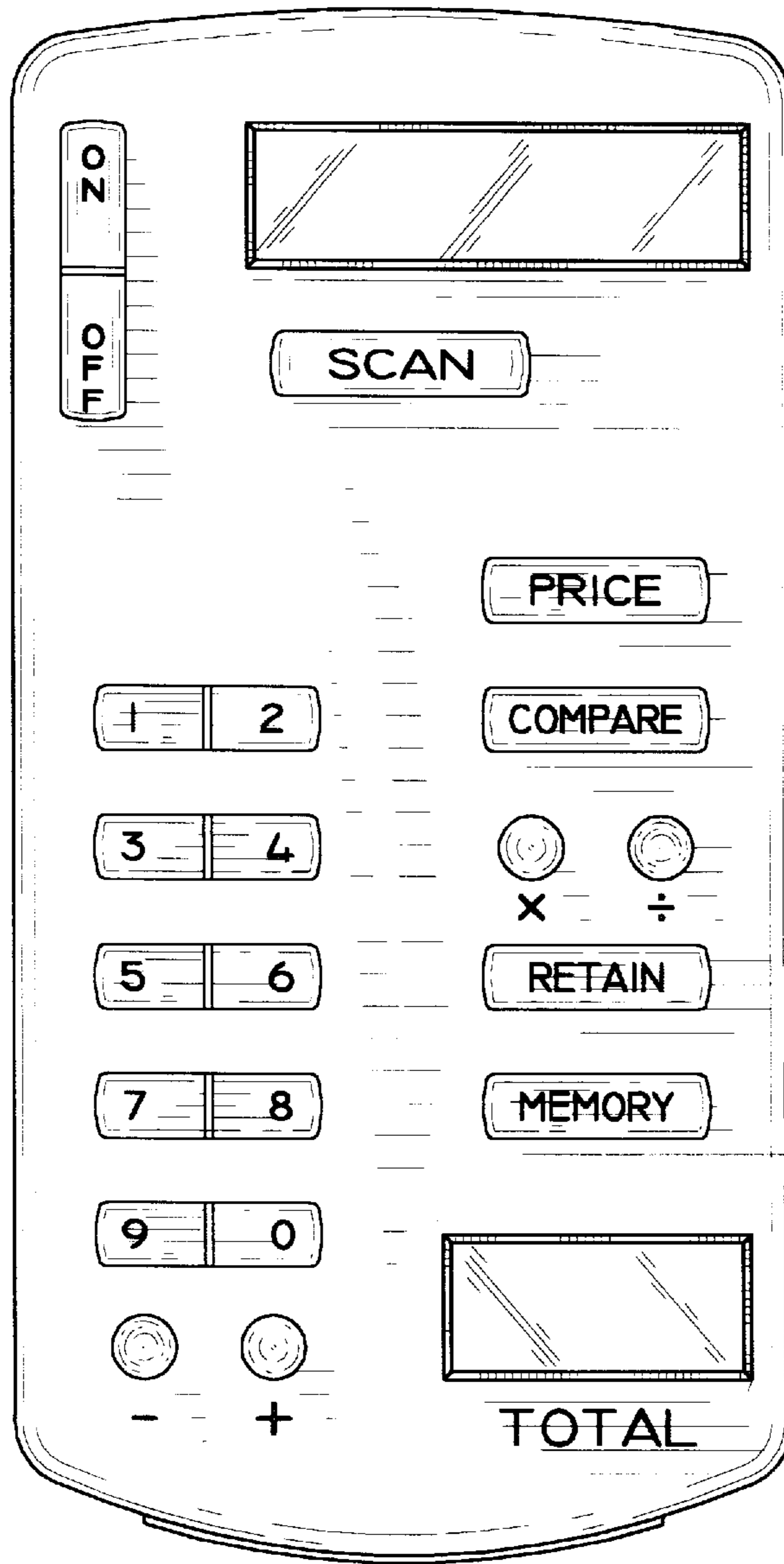


Fig. 1




Fig. 2

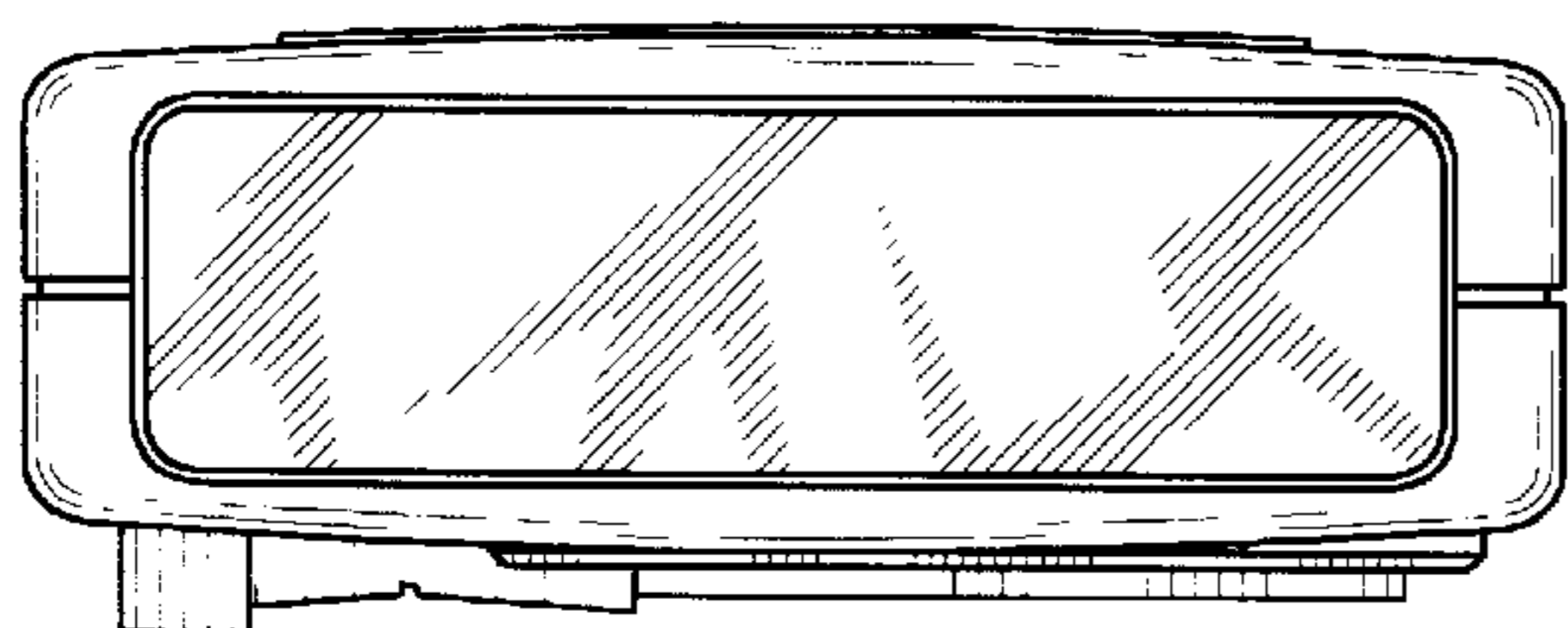


Fig. 5



Fig. 6

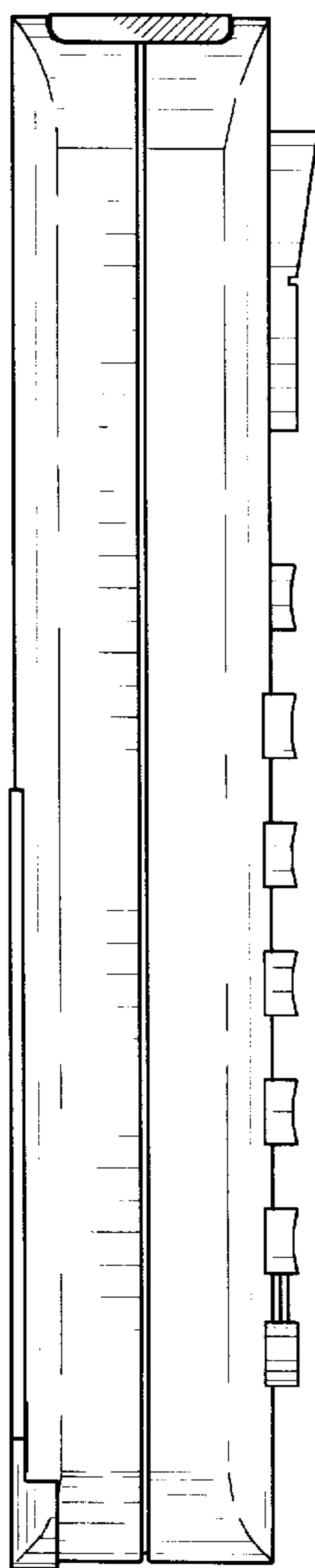


Fig. 3

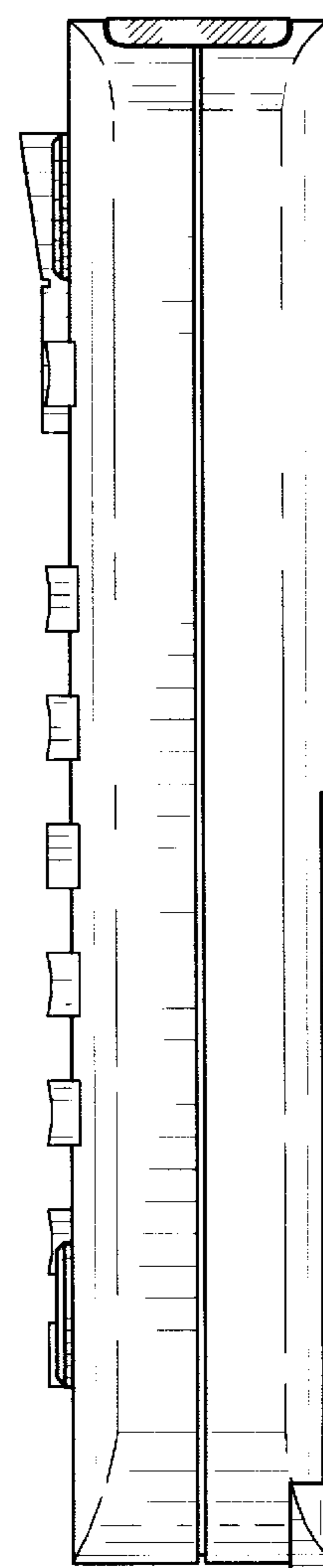


Fig. 4