



US00D399194S

United States Patent [19] Chuang

[11] **Patent Number: Des. 399,194**

[45] **Date of Patent: **Oct. 6, 1998**

[54] **ARMREST MOUNTING**

5,685,719 11/1997 Bressler 248/118 X
5,713,544 2/1998 Wolf et al. 248/118

[76] Inventor: **Kuo-Hsien Chuang**, 5F, No. 22,
Hsin-Ming Rd., Nei-Hu, Taipei, Taiwan

Primary Examiner—M. H. Tung
Attorney, Agent, or Firm—Rosenberg, Klein & Bilker

[**] Term: **14 Years**

[57] **CLAIM**

[21] Appl. No.: **68,816**

The ornamental design for a “armrest mounting”, as shown and described.

[22] Filed: **Mar. 28, 1997**

DESCRIPTION

[51] **LOC (6) Cl.** **14-02**

[52] **U.S. Cl.** **D14/114**

[58] **Field of Search** D14/100, 114;
D18/12; 248/118, 118.1, 118.3, 118.5, 346.01,
917.24; 400/689–93, 715; D6/601

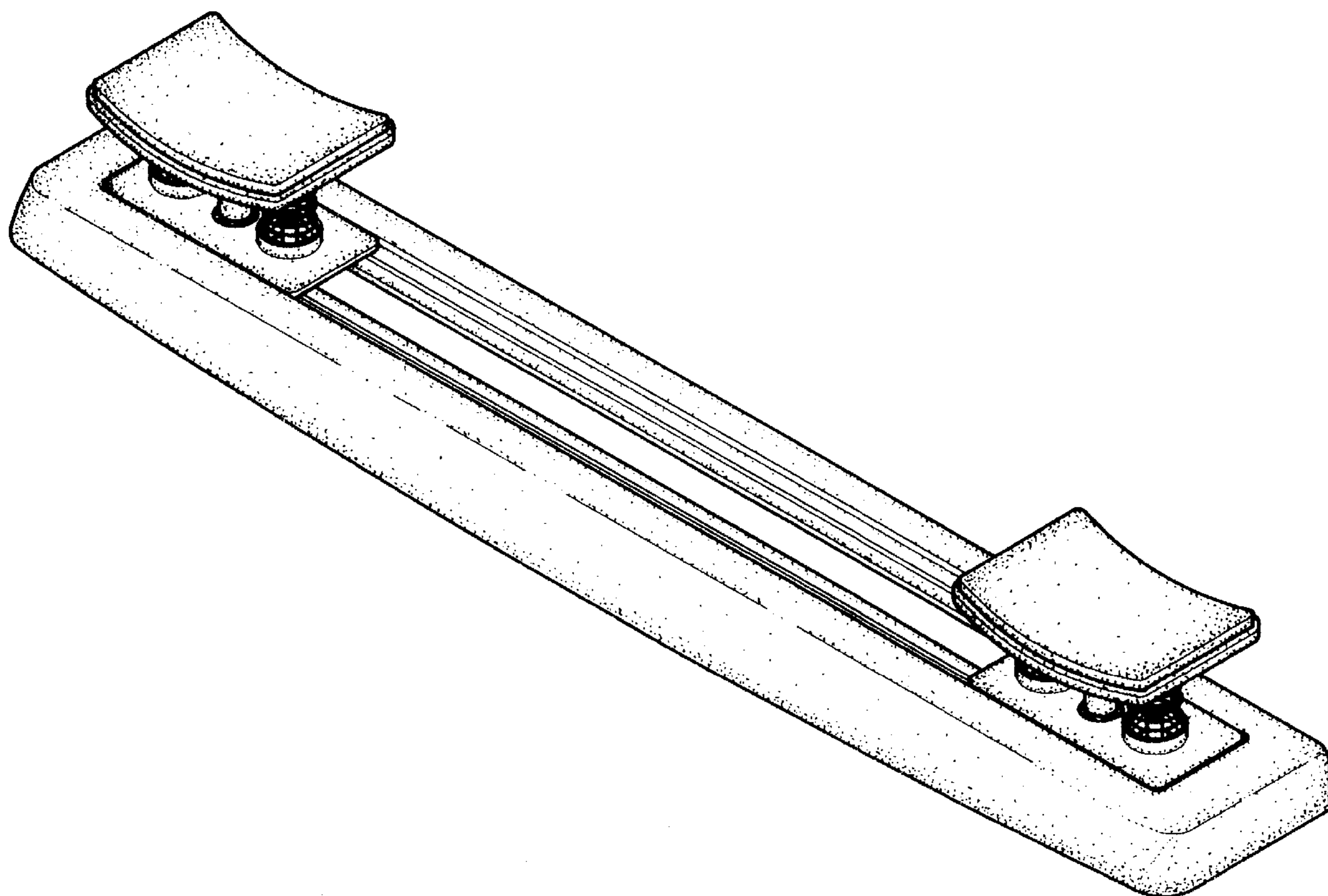
FIG. 1 is the perspective view of a “armrest mounting” showing my new design;
FIG. 2 is the front elevational view thereof;
FIG. 3 is the rear elevational view thereof;
FIG. 4 is the left side elevational view thereof;
FIG. 5 is the right side elevational view thereof;
FIG. 6 is the top plan view thereof; and,
FIG. 7 is the bottom plan view thereof.

[56] **References Cited**

U.S. PATENT DOCUMENTS

D. 366,038 1/1996 Rogers D14/114
D. 373,577 9/1996 Tong D14/114
5,398,896 3/1995 Terbrack 248/118.5

1 Claim, 4 Drawing Sheets



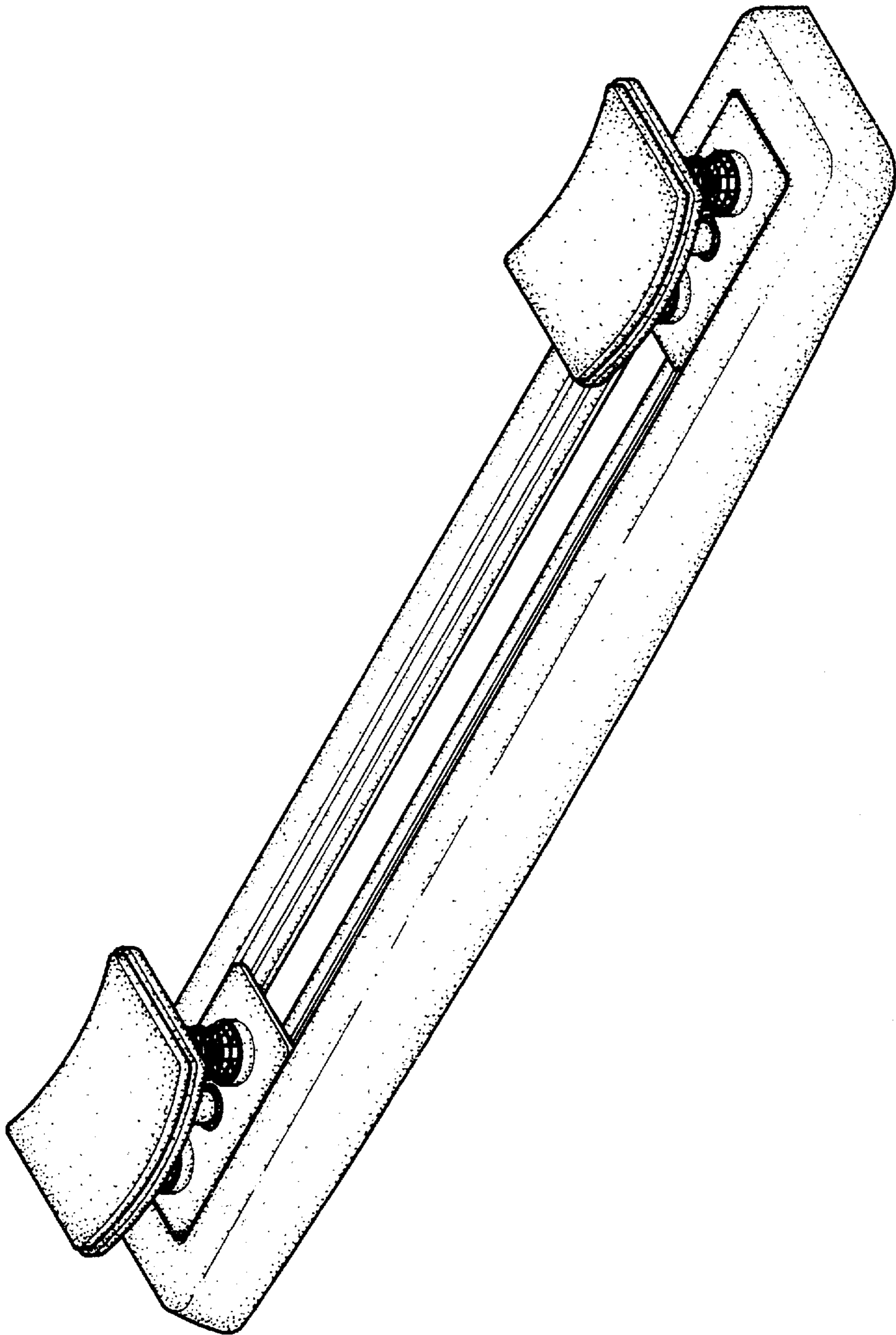


FIG. 1

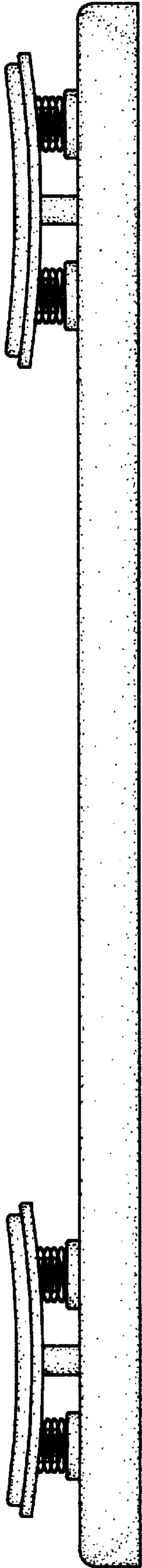


FIG. 2




FIG. 3

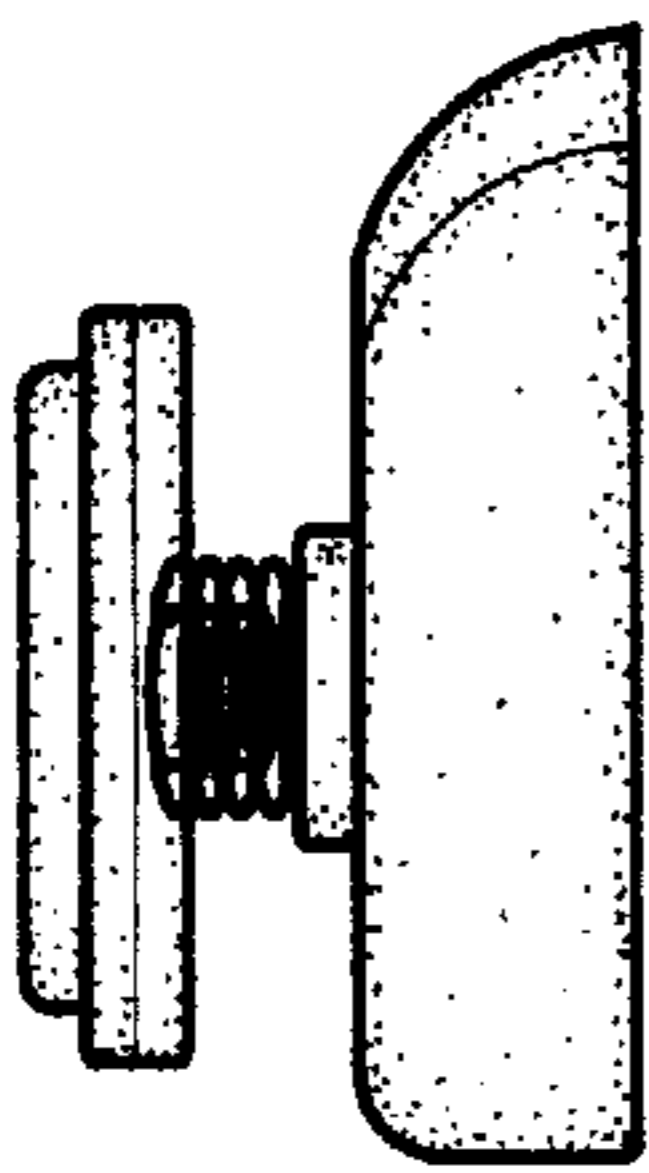


FIG. 4

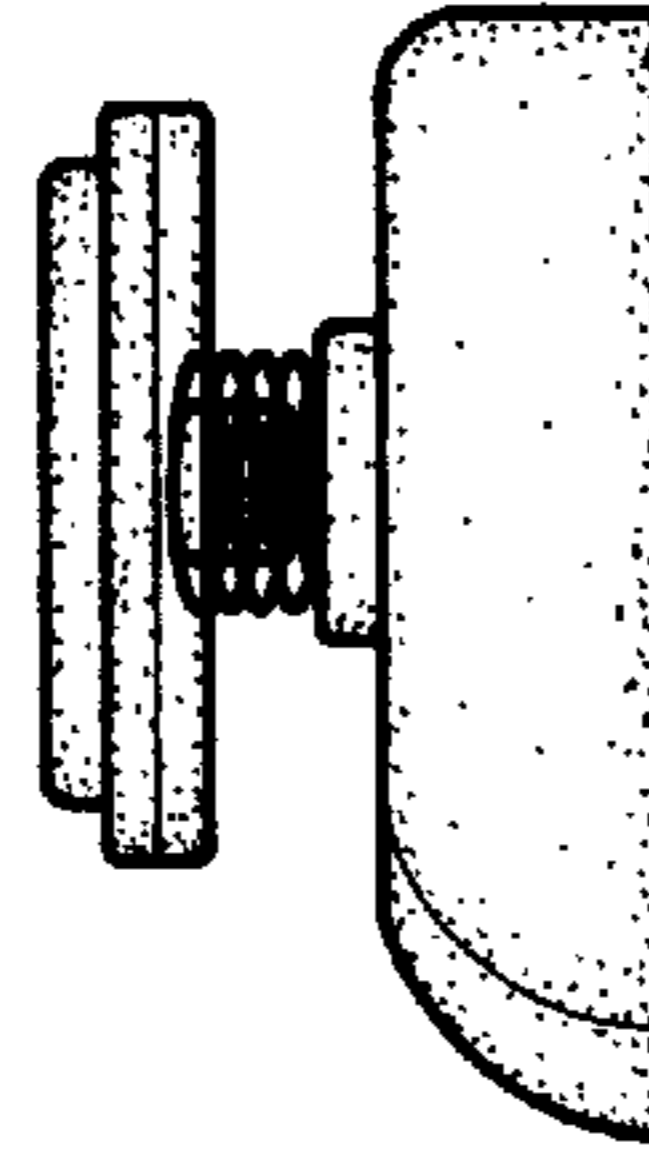


FIG. 5




FIG. 6

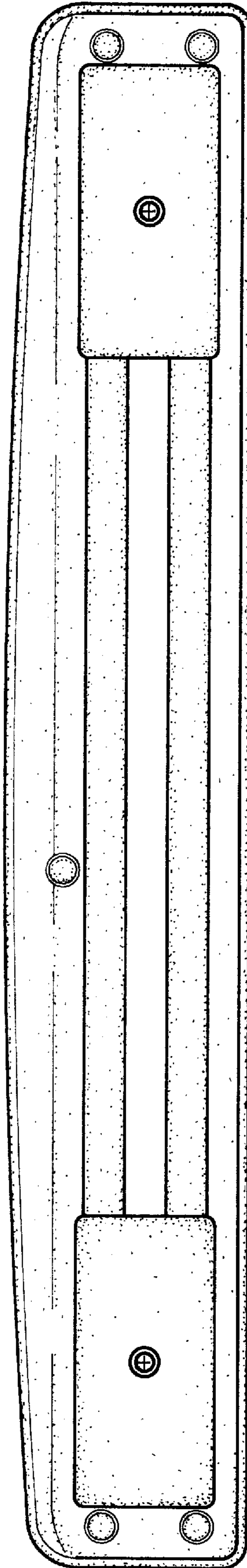


FIG. 7