



US00D399184S

United States Patent [19]

Butler et al.

[11] Patent Number: **Des. 399,184**

[45] Date of Patent: ****Oct. 6, 1998**

[54] DISPOSABLE VEHICLE COVER

[76] Inventors: **Lance Butler; Nancy Butler**, both of
47 Jensen St., Manchester, Conn. 06040

[**] Term: **14 Years**

[21] Appl. No.: **81,388**

[22] Filed: **Dec. 31, 1997**

[51] LOC (6) Cl. **12-16**

[52] U.S. Cl. **D12/401**

[58] Field of Search D12/401, 400,
D12/403; 296/95.1, 100, 136; 150/165,
166

[56] References Cited

U.S. PATENT DOCUMENTS

D. 342,048	12/1993	Owen	D12/401
D. 375,078	10/1996	Cobb	D12/401
D. 377,928	2/1997	Tillery	D12/401
D. 379,081	5/1997	Wilson	D12/401
D. 386,144	11/1997	Dedaux et al.	D12/401
3,316,012	4/1967	Thier	296/136
4,795,207	1/1989	Clarke	296/136
4,938,522	7/1990	Herron et al.	296/136
4,973,100	11/1990	Yang	296/135
5,176,421	1/1993	Fasiska	296/136
5,653,492	8/1997	Mills	296/136

OTHER PUBLICATIONS

J.C. Whitney Catalog 578J, p. 88, See "Protective Covers" and p. 96, see Protective Cover for all Mini Vans Aug. 1995.

Primary Examiner—James Gandy
Assistant Examiner—Stacia Sinuik

[57] CLAIM

The ornamental design for disposable vehicle cover, as shown and described.

DESCRIPTION

FIG. 1 is a left side elevational view of the disposable vehicle cover of the present invention;

FIG. 2 is a right side elevational view of the disposable vehicle cover of FIG. 1;

FIG. 3 is a front elevational view of the disposable vehicle cover of FIG. 1.

FIG. 4 is a back elevational view of the disposable vehicle cover of FIG. 1;

FIG. 5 is a top plan view of the disposable vehicle cover of FIG. 1; and,

FIG. 6 is a bottom plan view of the disposable vehicle cover of FIG. 1.

The broken line showing of the tires in FIGS. 1 and 2 is for illustrative purposes only and forms no part of the claimed design.

1 Claim, 4 Drawing Sheets

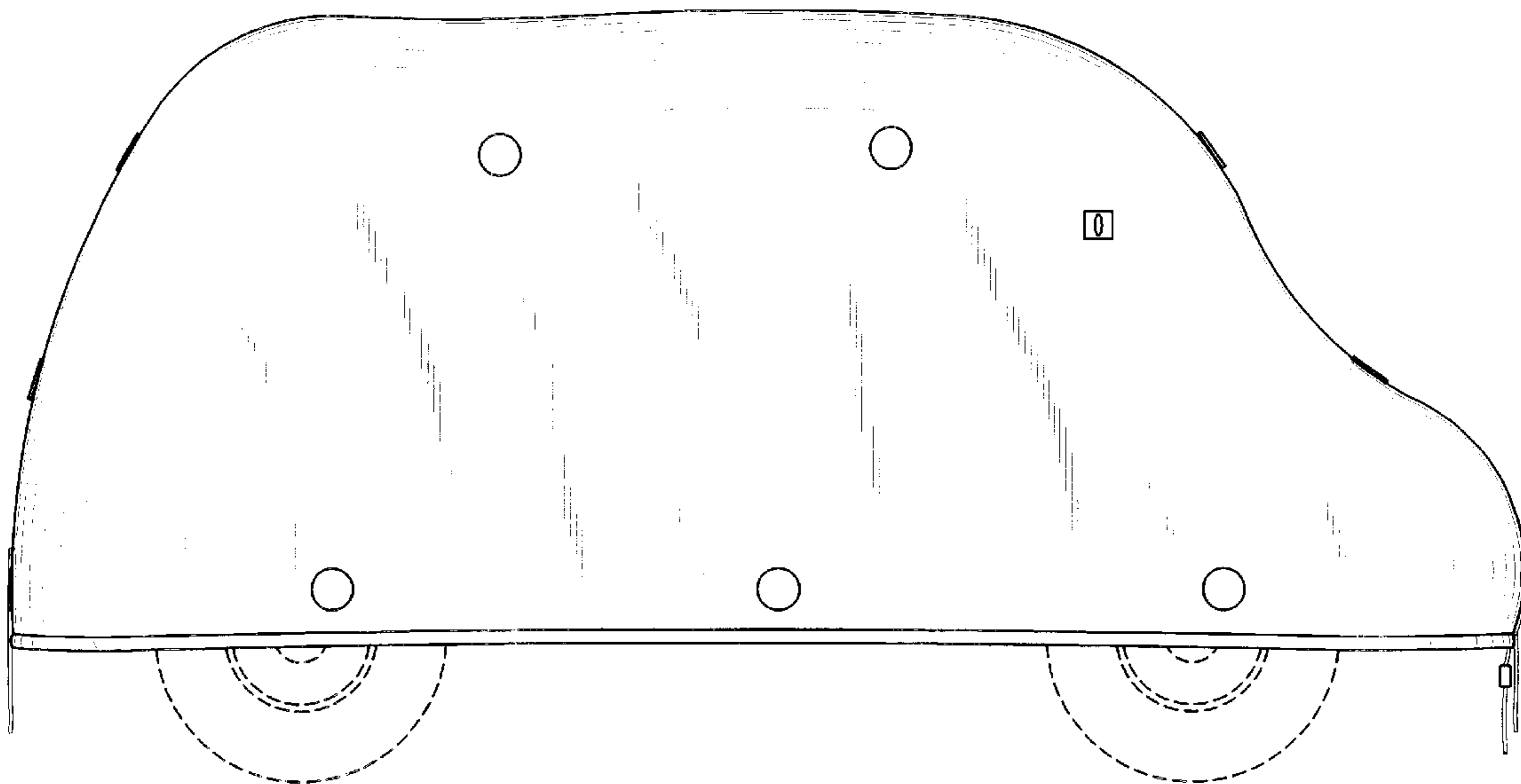


FIG. 1

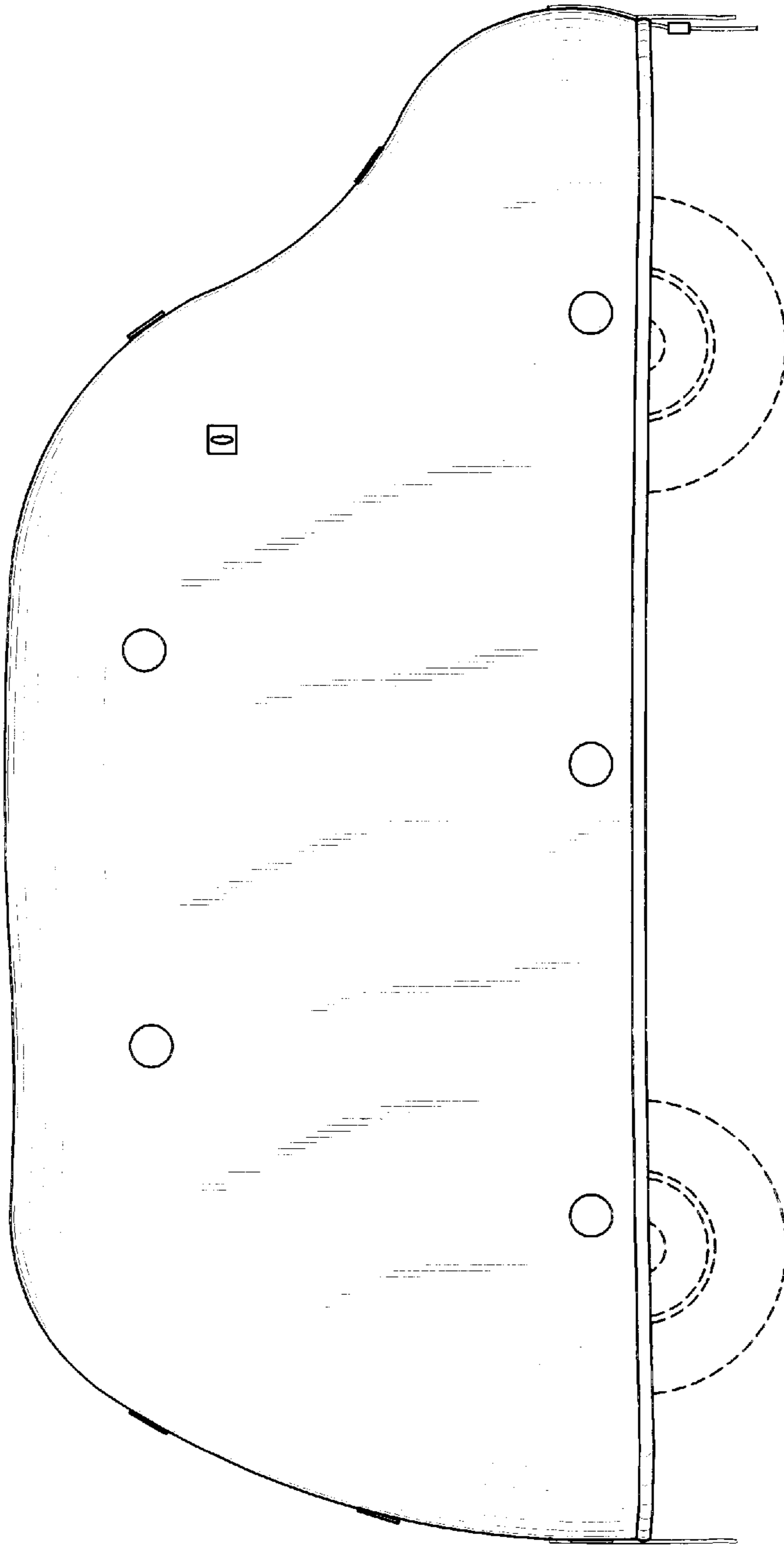


FIG. 2

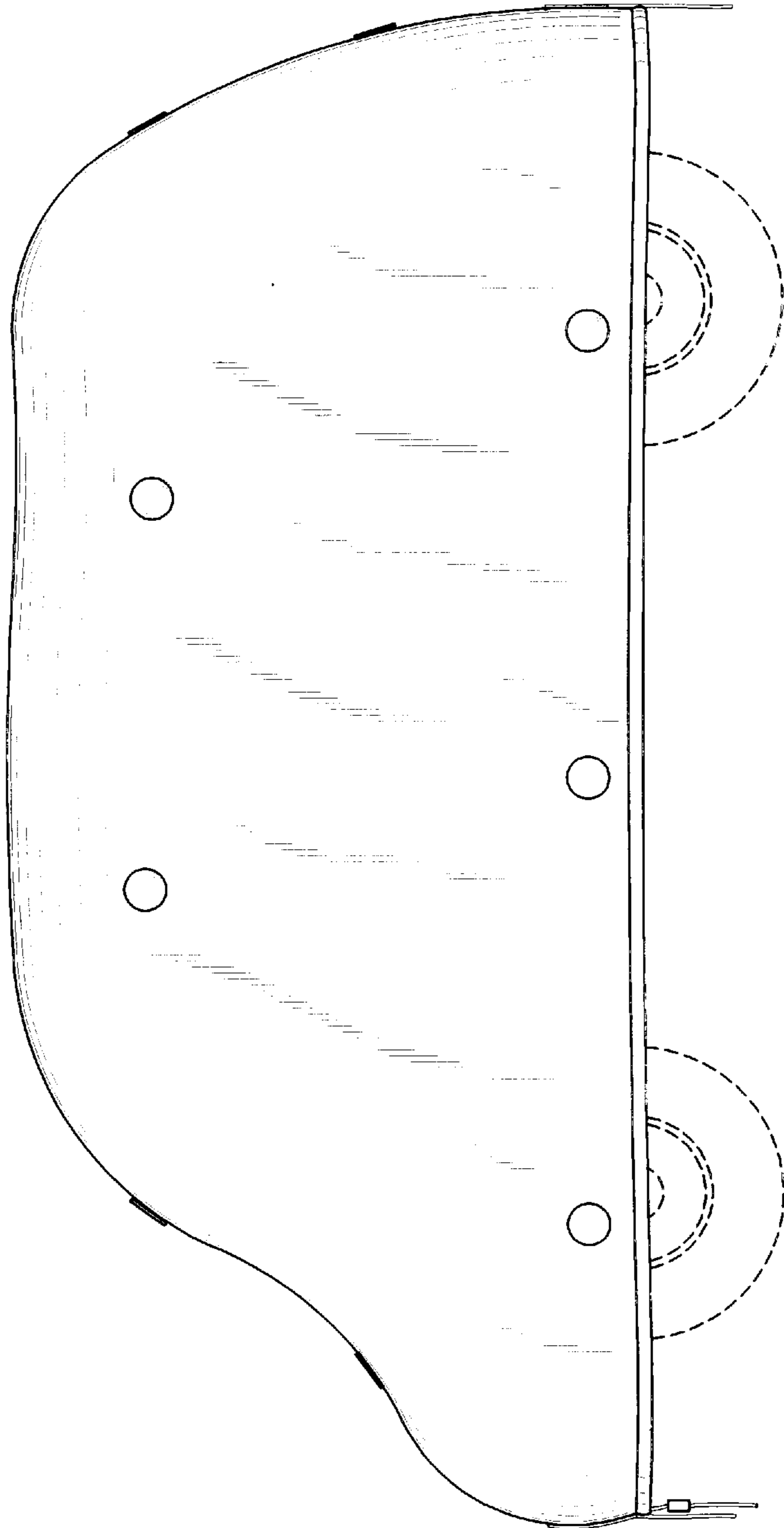


FIG. 3

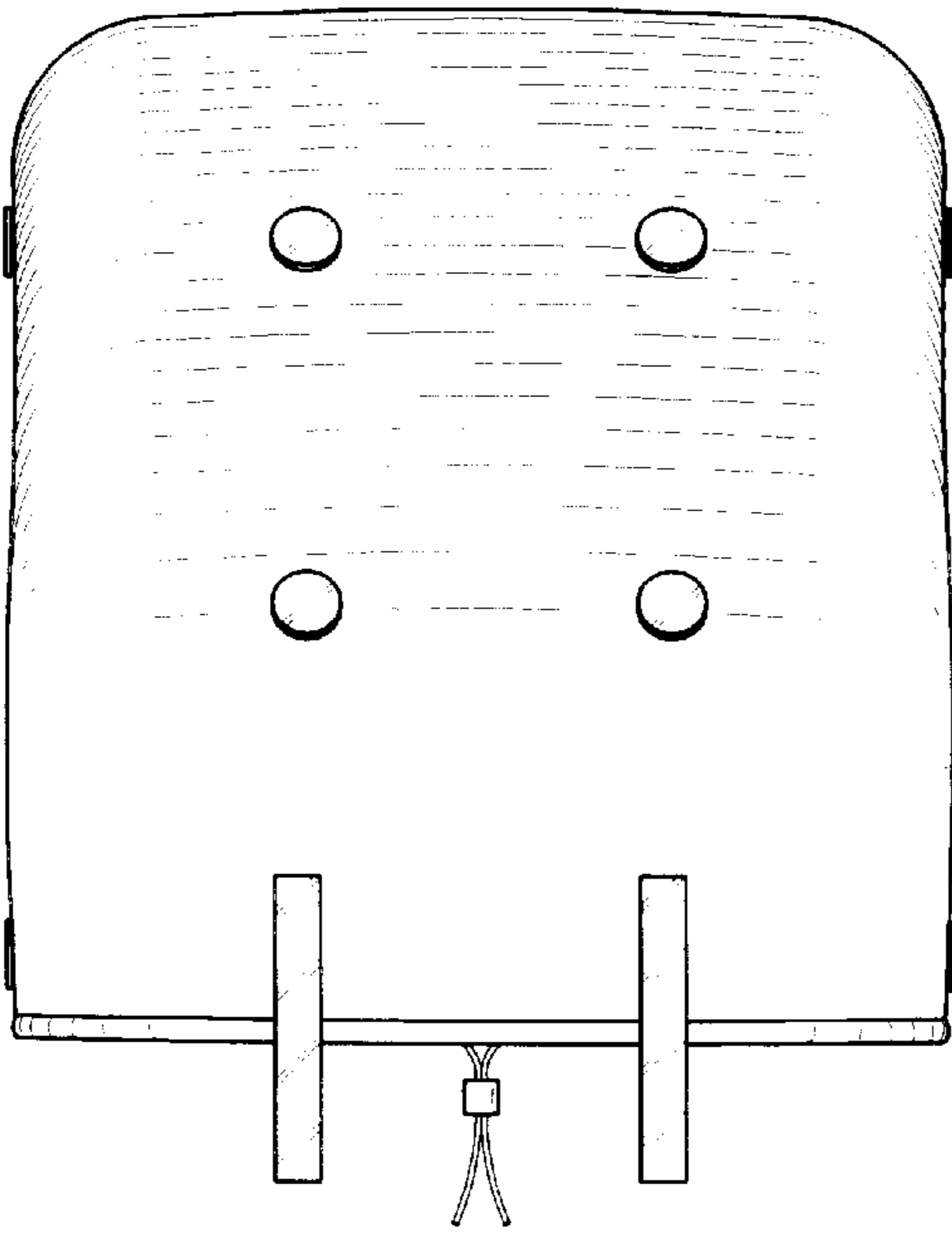


FIG. 4

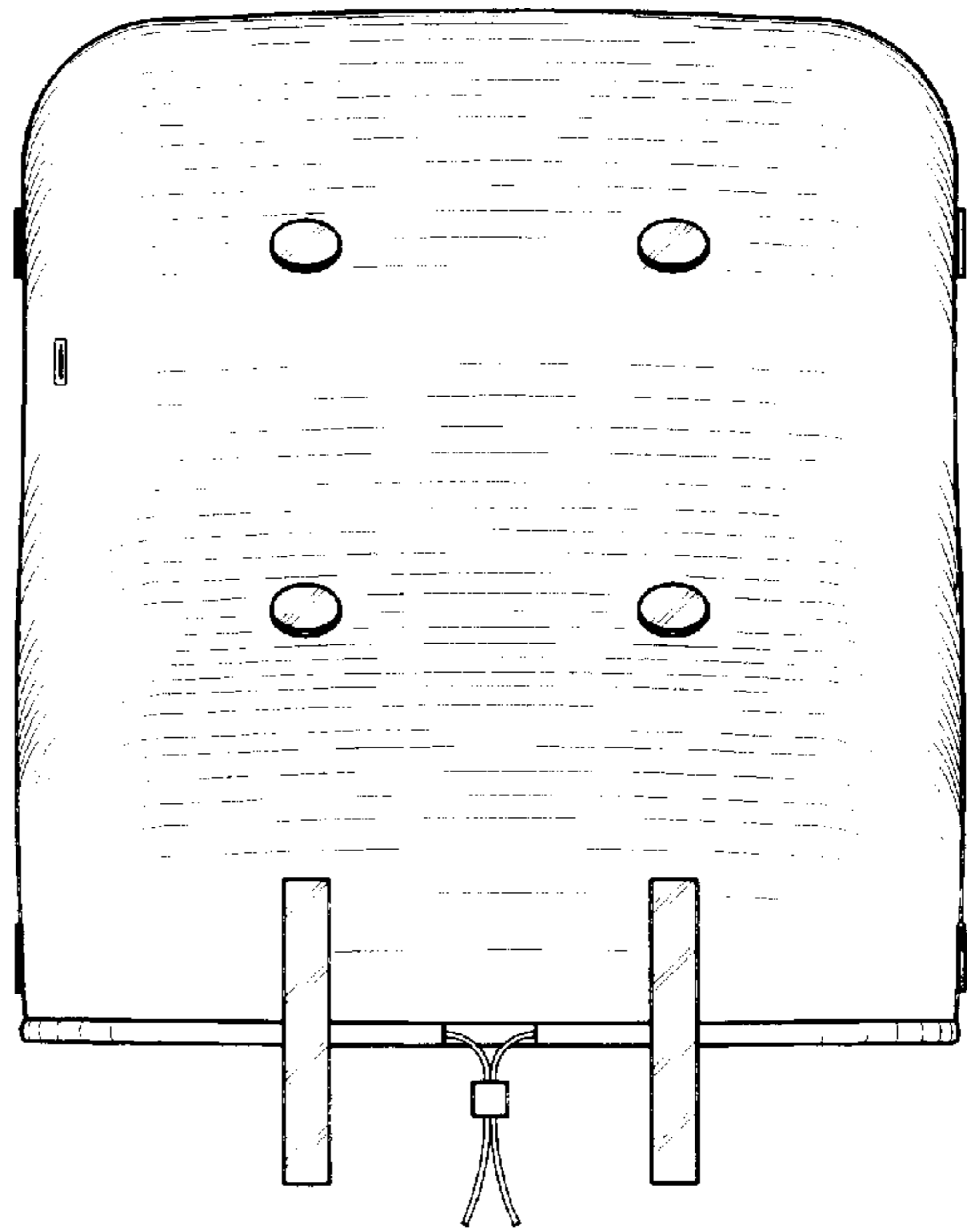


FIG. 5




FIG. 6

