



US00D399179S

**United States Patent** [19]  
**Suprihanto**

[11] **Patent Number:** **Des. 399,179**

[45] **Date of Patent:** **\*\*Oct. 6, 1998**

[54] **AUTOMOBILE AND TRUCK WHEEL**

[75] Inventor: **Suprihanto**, Sidoarjo, Indonesia

[73] Assignee: **PT Prima Alloy Steel Universal**,  
Sidoarjo, Indonesia

[\*\*] Term: **14 Years**

[21] Appl. No.: **44,890**

[22] Filed: **Oct. 3, 1995**

[51] **LOC (6) Cl.** ..... **12-16**

[52] **U.S. Cl.** ..... **D12/209**

[58] **Field of Search** ..... D12/209, 211;  
301/64.1, 65, 37.1

- D. 360,866 8/1995 Echazabal .
- D. 361,547 8/1995 Weld .
- D. 361,976 9/1995 Echazabal .
- D. 363,910 11/1995 Chung .
- D. 363,912 11/1995 Chung .
- D. 367,460 2/1996 Chung .
- D. 367,461 2/1996 Chung .

**OTHER PUBLICATIONS**

1994 Performance Wheel, Tire & Suspension Handbook.  
1995 Performance Wheel, Tire & Suspension Handbook.

*Primary Examiner*—James Gandy

*Assistant Examiner*—Stacia Sinuik

*Attorney, Agent, or Firm*—Fulwider Patton Lee & Utecht

[57] **CLAIM**

The ornamental design for an automobile and truck wheel,  
as shown.

[56] **References Cited**


**U.S. PATENT DOCUMENTS**

- D. 84,319 6/1931 Beutke .
- D. 84,320 6/1931 Beutke .
- D. 258,129 2/1981 Horikoshi .
- D. 258,503 3/1981 Semple .
- D. 267,564 1/1983 Wright .
- D. 347,203 5/1994 Buyze .
- D. 351,582 10/1994 Echazabel .
- D. 360,610 7/1995 Bernoni .


**DESCRIPTION**

FIG. 1 is a perspective view of an automobile and truck wheel showing my new design;  
FIG. 2 is a front elevational view thereof; and,  
FIG. 3 is a top plan view thereof.

**1 Claim, 2 Drawing Sheets**



*FIG. 1*





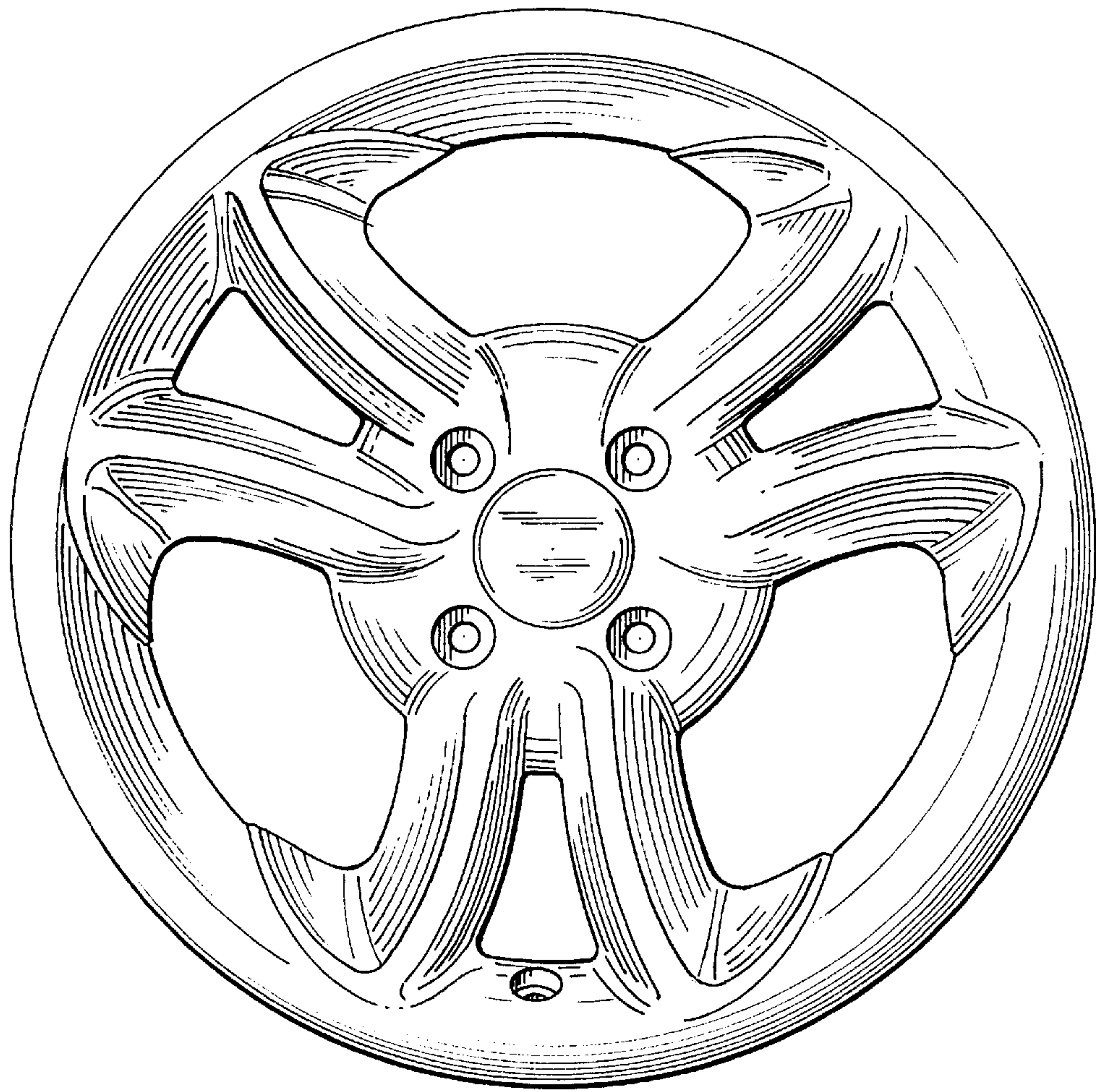


FIG. 2

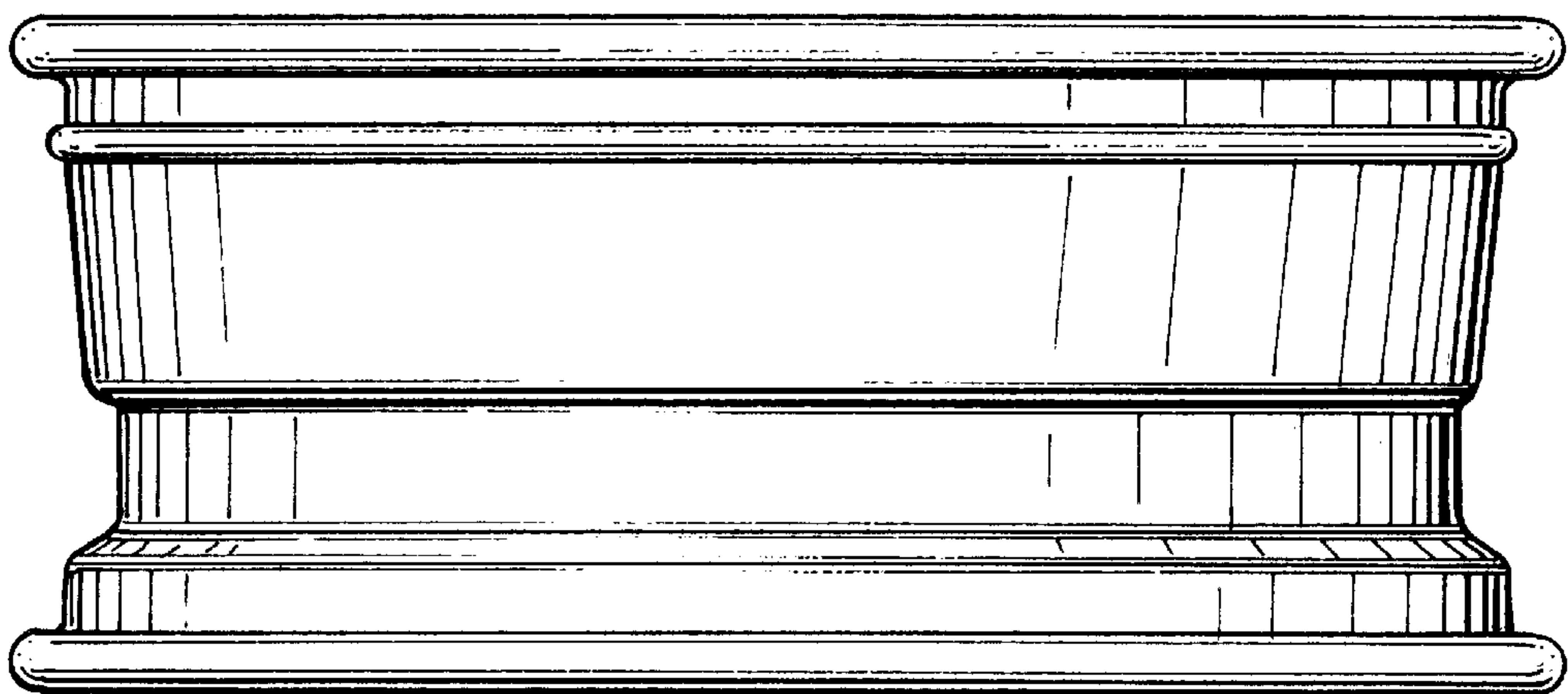


FIG. 3