



US00D399170S

**United States Patent** [19]  
**Spinelli et al.**

[11] **Patent Number: Des. 399,170**  
[45] **Date of Patent: \*\*Oct. 6, 1998**

[54] **UNITY FLAG**

[76] Inventors: **Joseph M. Spinelli; Martin G. Spinelli**, both of 270 N. Suffolk Ave., N. Massapequa, N.Y. 11758

[\*\*] Term: **14 Years**

[21] Appl. No.: **73,205**

[22] Filed: **Jul. 3, 1997**

[51] **LOC (6) Cl.** ..... **11-05**

[52] **U.S. Cl.** ..... **D11/172; D11/176; D11/179; D11/180**

[58] **Field of Search** ..... D11/182, 181, D11/165, 172, 168, 167, 170, 171, 174, 176, 178, 179, 180, 166; 116/173-175; 248/477, 559

[56] **References Cited**

**U.S. PATENT DOCUMENTS**

D. 56,330	10/1920	Adler	.....	D11/180
D. 57,366	3/1921	Masline	.....	D11/180
D. 88,912	1/1933	Guyn	.....	D11/180
D. 132,253	5/1942	Ferguson	.....	D11/176
D. 192,428	3/1962	Jacob	.....	D11/180
D. 251,116	2/1979	Chaskin	.....	D11/180

D. 253,882	1/1980	Blood	.....	D11/180
D. 260,868	9/1981	Chaskin	.....	D11/180
D. 260,869	9/1981	Chaskin	.....	D11/180
D. 273,576	4/1984	Millan-Perichon	.....	D11/167
D. 359,256	6/1995	Kaiser et al.	.....	D11/165

*Primary Examiner*—M. N. Pandozzi  
*Attorney, Agent, or Firm*—Michael I. Kroll

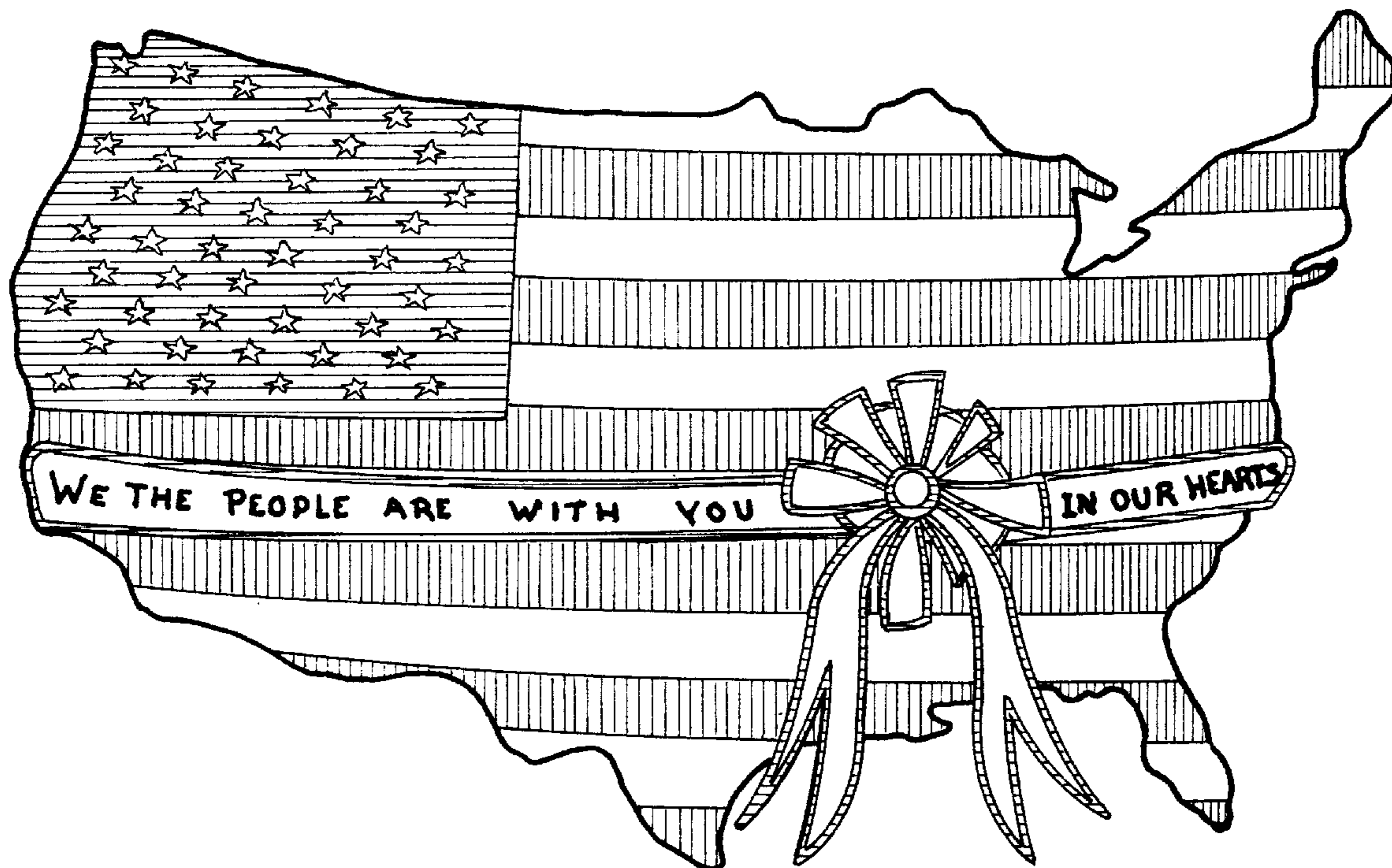
[57] **CLAIM**

The ornamental design for a unity flag, as shown and described.

**DESCRIPTION**

FIG. 1 is a front elevation view of a unity flag showing our new design;  
FIG. 2 is a rear elevation view of a unity flag showing our new design;  
FIG. 3 is a top plan view of a unity flag showing our new design;  
FIG. 4 is a bottom plan view of a unity flag showing our new design;  
FIG. 5 is a left side elevation view of a unity flag showing our new design; and,  
FIG. 6 is a right side elevation view of a unity flag showing our new design.

**1 Claim, 3 Drawing Sheets**



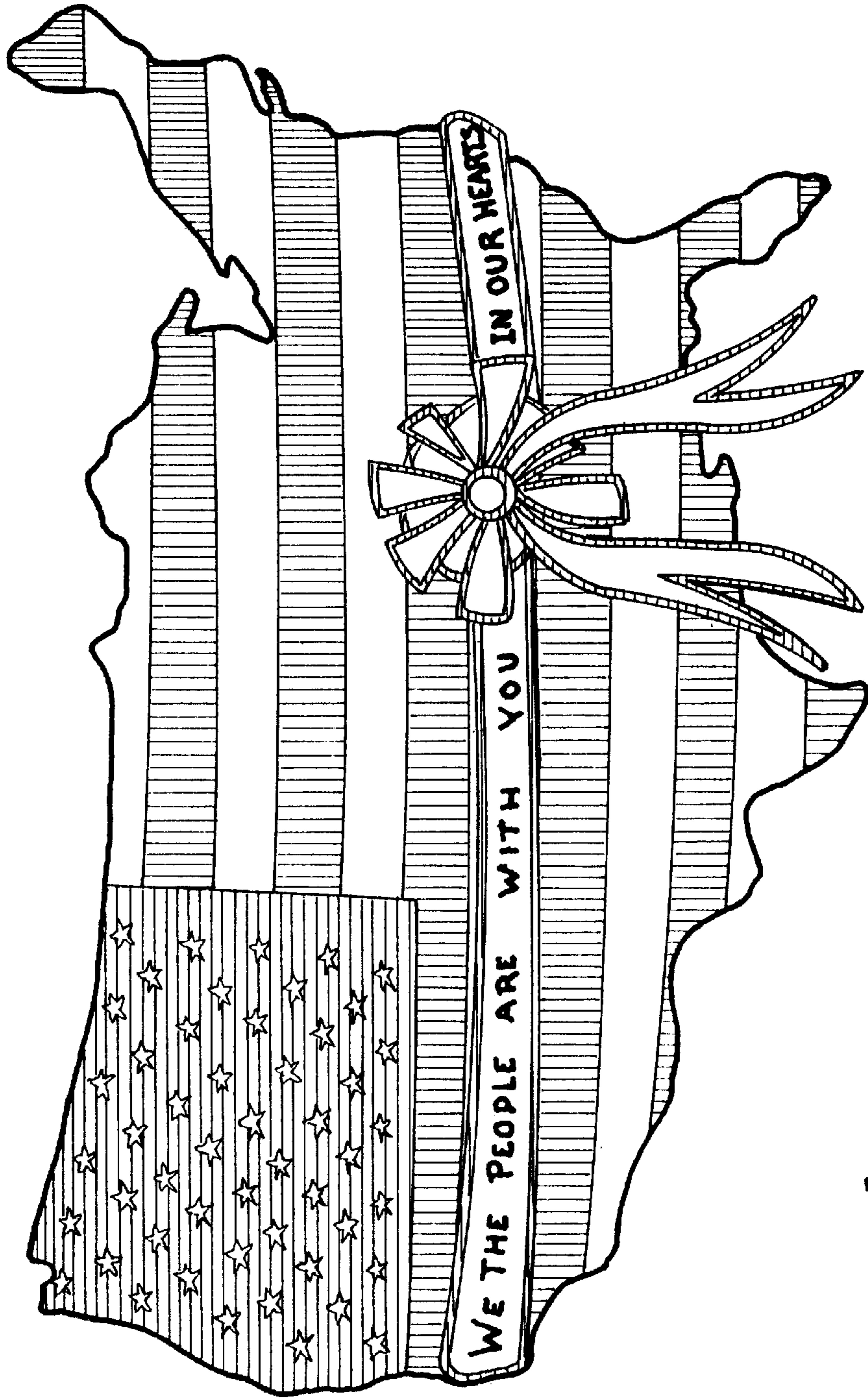
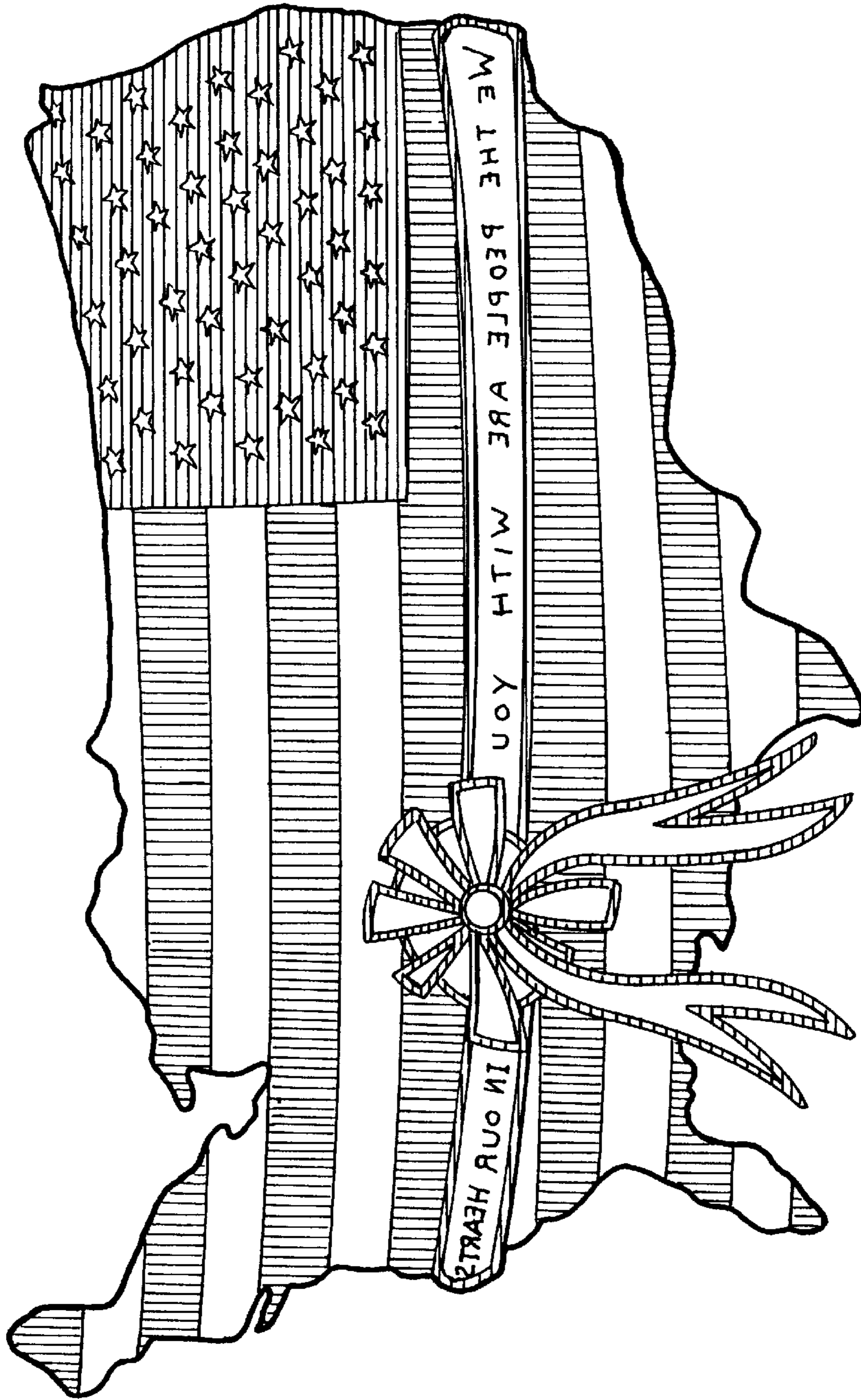


FIG. 1



2-6013

