



US00D399148S

United States Patent [19]

[11] Patent Number: **Des. 399,148**

Bedol

[45] Date of Patent: *****Oct. 6, 1998**

[54] **RULER**

[76] Inventor: **Mark A. Bedol**, P.O. Box 1268,
Claremont, Calif. 91711

[*] Notice: The term of this patent shall not extend
beyond the expiration date of Pat. No. D.
385,294.

[**] Term: **14 Years**

[21] Appl. No.: **76,148**

[22] Filed: **Aug. 26, 1997**

[51] **LOC (6) Cl.** **10-04**

[52] **U.S. Cl.** **D10/71**

[58] **Field of Search** D10/71, 62; D18/2,
D18/6, 7, 11; D19/32, 37, 40; 33/483, 484,
493, 494; 116/237; 281/42, 51; 391/23;
364/705.01, 706, 707; 361/380, 900; 402/79

[56] **References Cited**

U.S. PATENT DOCUMENTS

D. 259,476	6/1981	Feingold et al.	D10/71
D. 260,005	7/1981	Sandfield	D10/71
D. 309,152	7/1990	Sakaguchi et al.	D18/7
D. 343,187	1/1994	Webb et al.	D18/2 X

D. 348,897	7/1994	Bedol	D18/2 X
D. 350,971	9/1994	Lassberg	D18/2
D. 369,178	4/1996	Bedol	D18/6
D. 383,151	9/1997	Bedol	D18/2
D. 383,778	9/1997	Greenwood	D19/20
D. 385,294	10/1997	Bedol	D18/2
4,074,088	2/1978	Keough et al.	200/5 A
4,313,108	1/1982	Yoshida	341/23
5,093,760	3/1992	Bedol	D18/2 X

Primary Examiner—Antoine Duval Davis

[57] **CLAIM**

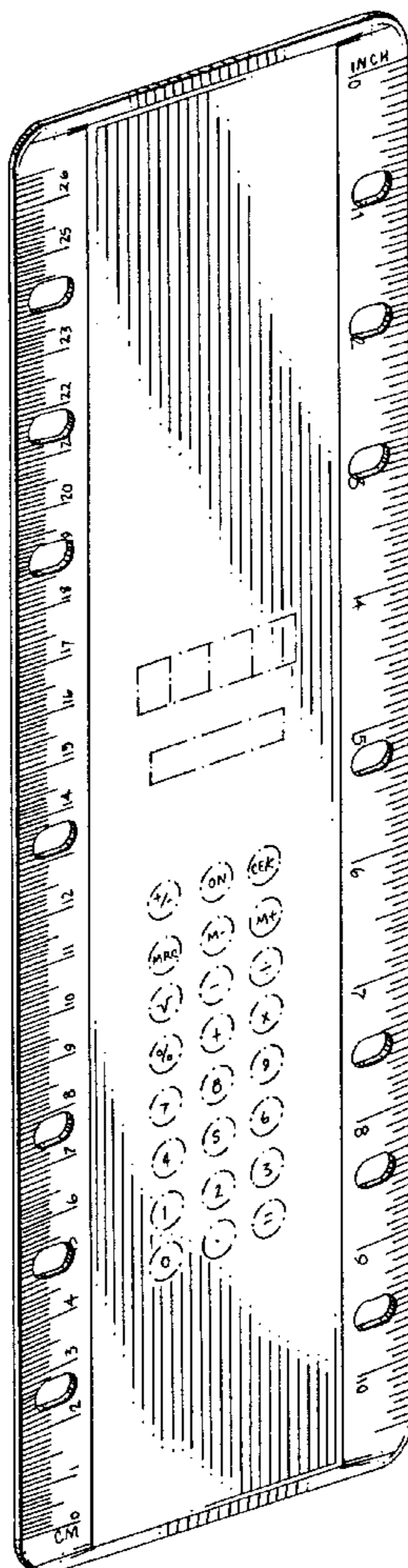
The ornamental design for a ruler, as shown and described.

DESCRIPTION

FIG. 1 is a front, left, top perspective view thereof;
FIG. 2 is a front elevation view thereof;
FIG. 3 is a rear elevation view thereof;
FIG. 4 is a left side view thereof;
FIG. 5 is a right side view thereof;
FIG. 6 is a top view thereof; and,
FIG. 7 is a bottom view thereof.

Dotted lines indicate the area where a keypad, LCD and solar panel would be located and are not claimed in this patent.

1 Claim, 2 Drawing Sheets



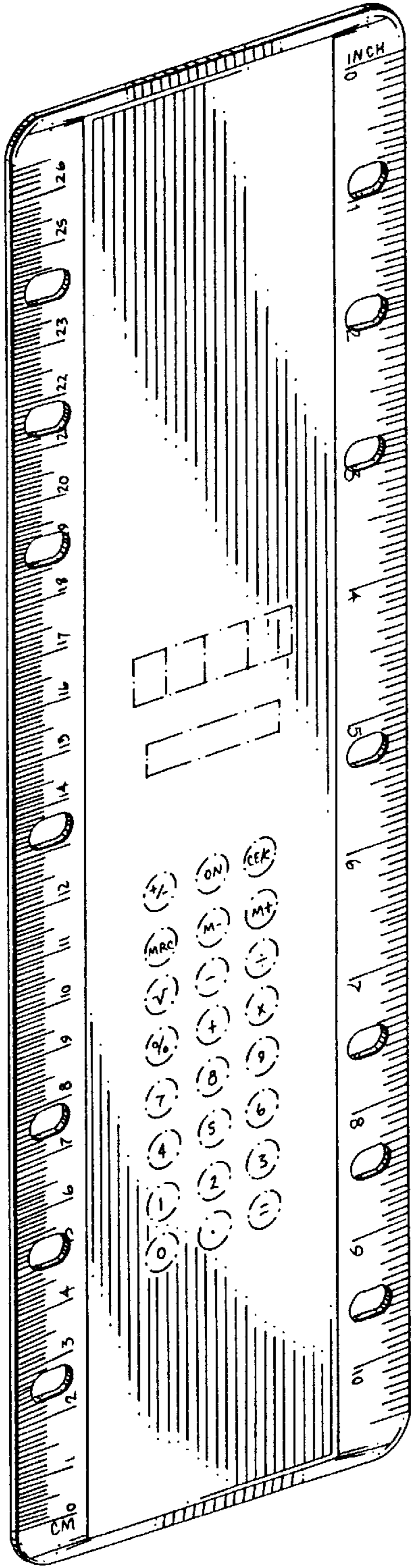
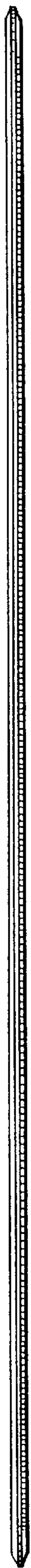


FIG. 1



FIG. 6



FIG. 7

FIG. 4

FIG. 5

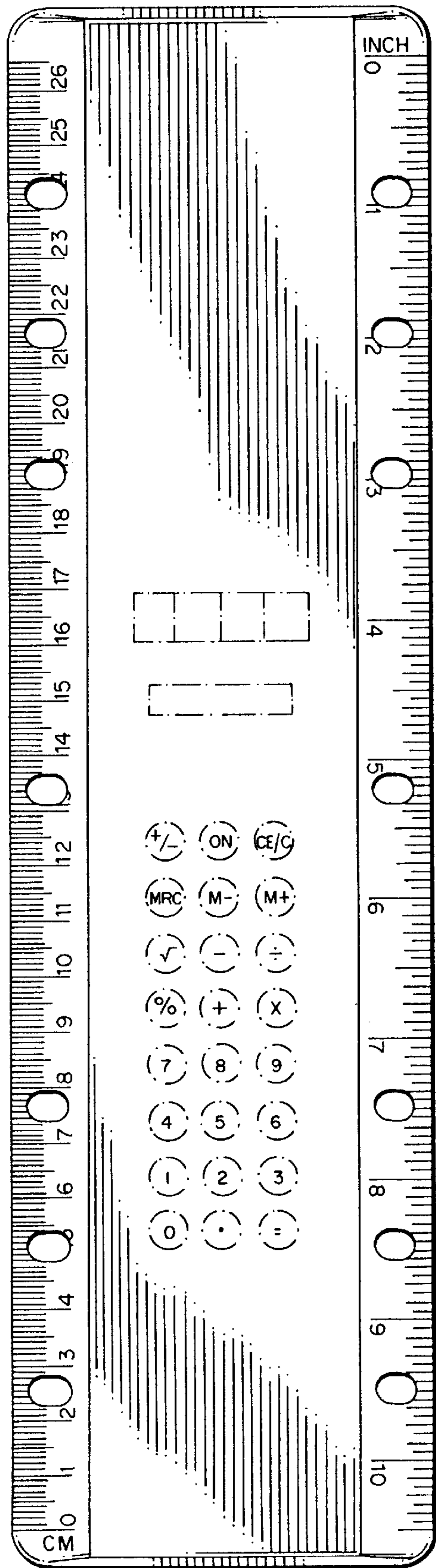


FIG. 2

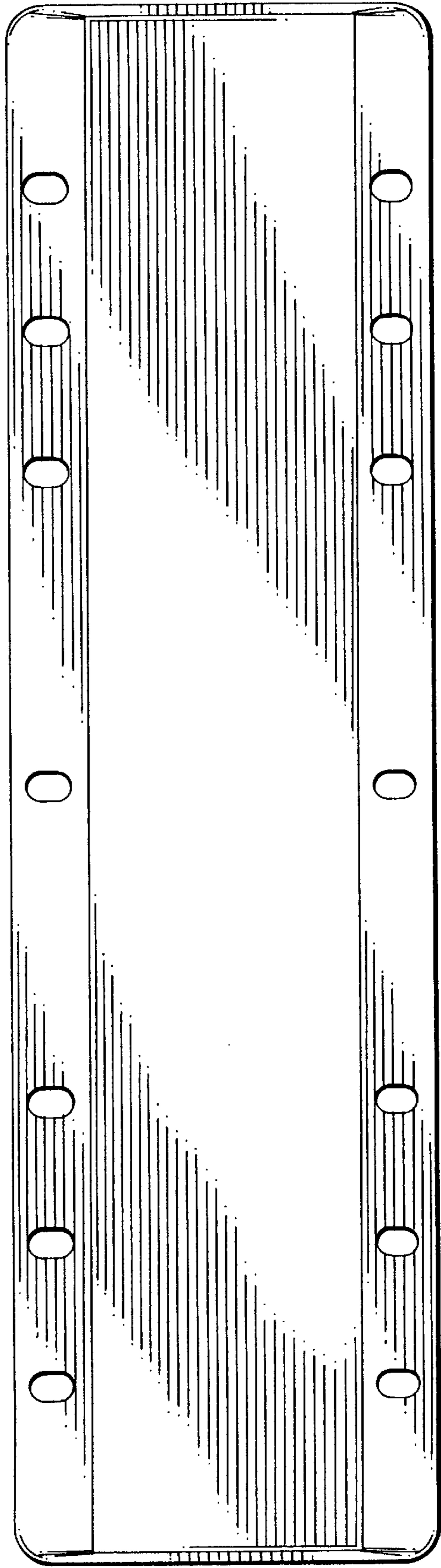


FIG. 3