



US00D399117S

# United States Patent [19]

Burns et al.

[11] **Patent Number:** **Des. 399,117**

[45] **Date of Patent:** **\*\*Oct. 6, 1998**

[54] **PULL**

[75] Inventors: **Cari L. Burns**, Wheaton, Ill.; **Robert Andrew Chieda**, Akron, Ohio

[73] Assignee: **Newell Operating Company**, Freeport, Ill.

[\*\*] Term: **14 Years**

[21] Appl. No.: **53,762**

[22] Filed: **Apr. 30, 1996**  
(Under 37 CFR 1.47)

[51] **LOC (6) Cl.** ..... **08-06**

[52] **U.S. Cl.** ..... **D8/317**

[58] **Field of Search** ..... D8/315-320, 300;  
16/110 R, 124, 111 R

[56] **References Cited**

**U.S. PATENT DOCUMENTS**

- D. 197,959 4/1964 Heyer ..... D8/318
- D. 367,217 2/1996 Holingsworth-Ainscough ..... D8/318
- D. 367,417 2/1996 Ainscough ..... D8/318

- D. 368,014 3/1996 Ainscough ..... D8/318
- D. 371,291 7/1996 Ainscough ..... D8/315

*Primary Examiner*—B. J. Bullock  
*Attorney, Agent, or Firm*—Foley & Lardner

[57] **CLAIM**

The ornamental design for a pull, as shown and described.

**DESCRIPTION**

FIG. 1 is a perspective view of a pull showing our new design;  
 FIG. 2 is a front view thereof;  
 FIG. 3 is a left side view thereof, the right side view being an inverse mirror image of the left side view shown;  
 FIG. 4 is a top view thereof, the bottom view being an inverse mirror image of the top view shown; and,  
 FIG. 5 is a rear view thereof.

The broken line illustration of the mounting apertures shown in FIG. 5 is for illustrative purposes only and forms no part of the claimed design.

FIGS. 2-5 are shown on an enlarged scale.

**1 Claim, 1 Drawing Sheet**

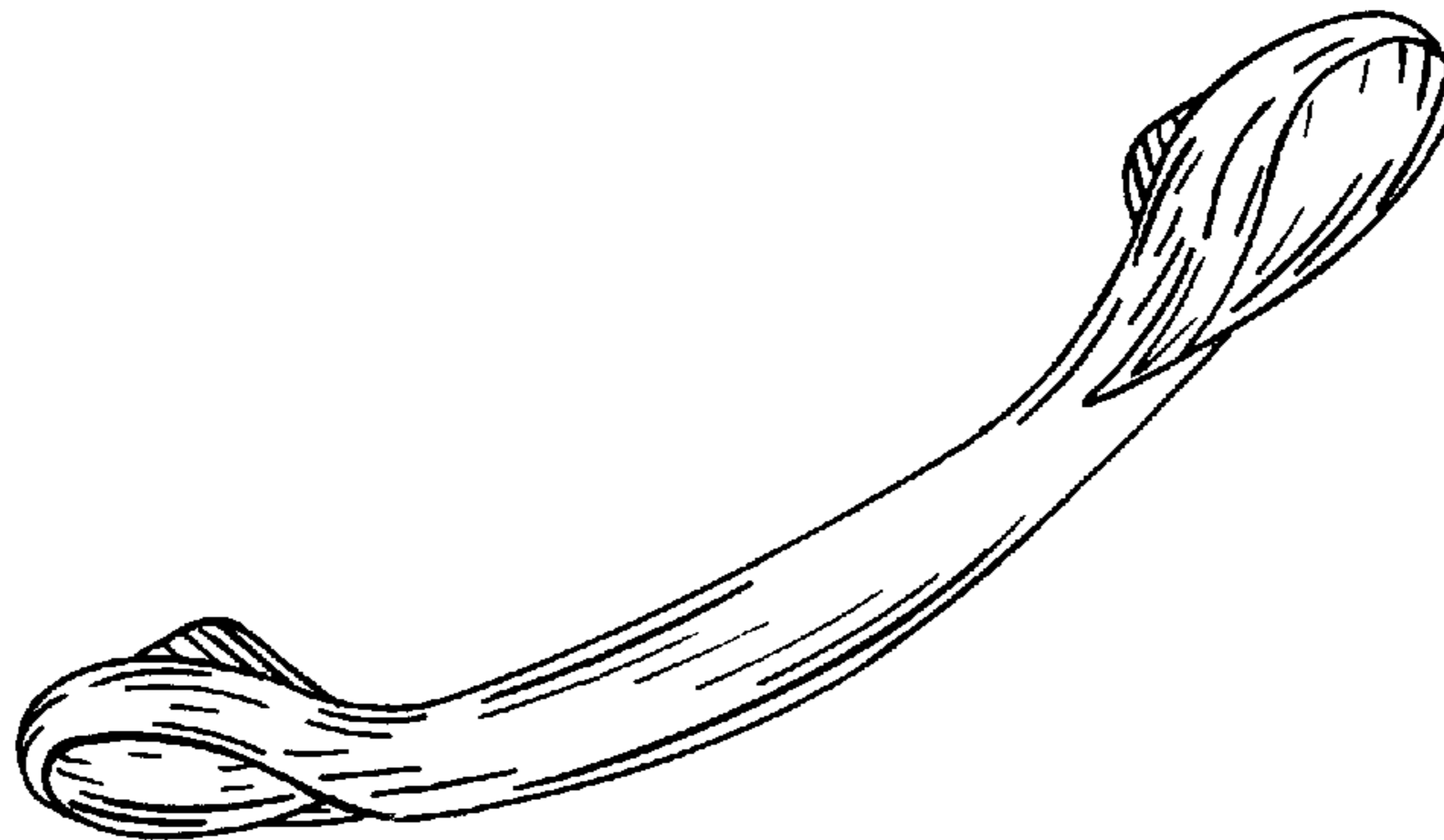


FIG. 1




FIG. 3





FIG. 2



FIG. 4

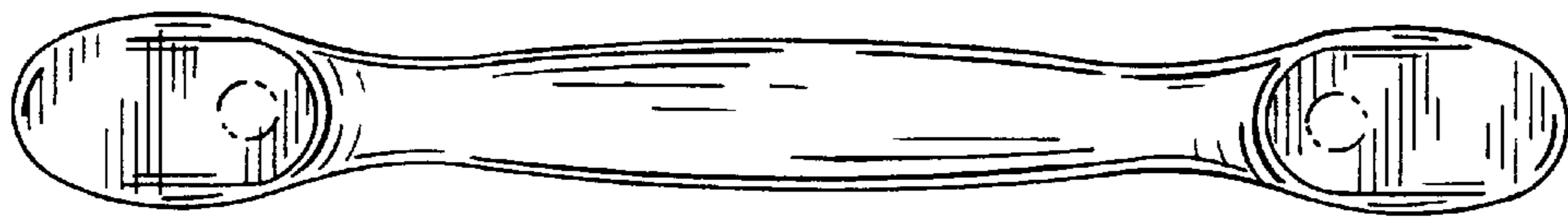


FIG. 5