



US00D399116S

# United States Patent [19] Gullette

[11] **Patent Number: Des. 399,116**

[45] **Date of Patent: \*\*Oct. 6, 1998**

[54] **KNIFE**

[75] **Inventor: James C. Gullette, Greer, S.C.**

[73] **Assignee: Action Performance Companies, Tempe, Ariz.**

[\*\*] **Term: 14 Years**

[21] **Appl. No.: 78,716**

[22] **Filed: Nov. 3, 1997**

[51] **LOC (6) Cl. .... 08-03**

[52] **U.S. Cl. .... D8/100**

[58] **Field of Search ..... D8/99, 98, 107;  
D22/118; 30/151, 152, 153, 154, 155, 156,  
157, 158, 159, 160, 161, 162**

[56] **References Cited**

**U.S. PATENT DOCUMENTS**

- D. 363,871 11/1995 Coggins ..... D8/100
- D. 386,059 11/1997 O'Hara et al. .... D8/99

- D. 386,060 11/1997 O'Hara et al. .... D8/99
- D. 386,061 11/1997 O'Hara et al. .... D8/99
- D. 386,960 12/1997 O'Hara et al. .... D8/99
- D. 386,961 12/1997 O'Hara et al. .... D8/99

*Primary Examiner—Philip S. Hyder  
Attorney, Agent, or Firm—Lalos & Keegan*

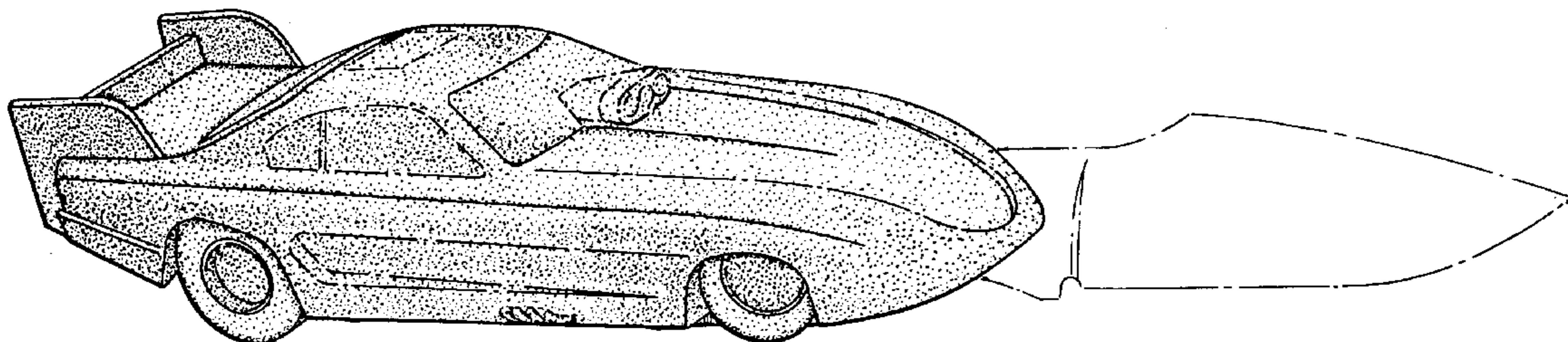
[57] **CLAIM**

The ornamental design for a knife, as shown and described.

**DESCRIPTION**

FIG. 1 is a side view of the knife embodying the design invention;  
FIG. 2 is a top view thereof;  
FIG. 3 is a rear view thereof;  
FIG. 4 is a front view thereof;  
FIG. 5 is a bottom view thereof; and,  
FIG. 6 is a side view thereof opposite to the side view of FIG. 1.

**1 Claim, 1 Drawing Sheet**



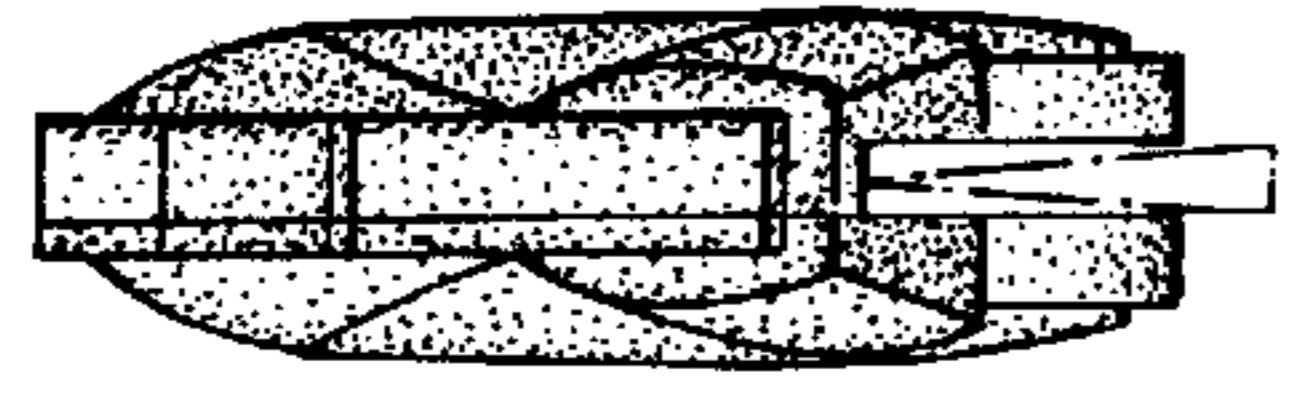


FIG. 4

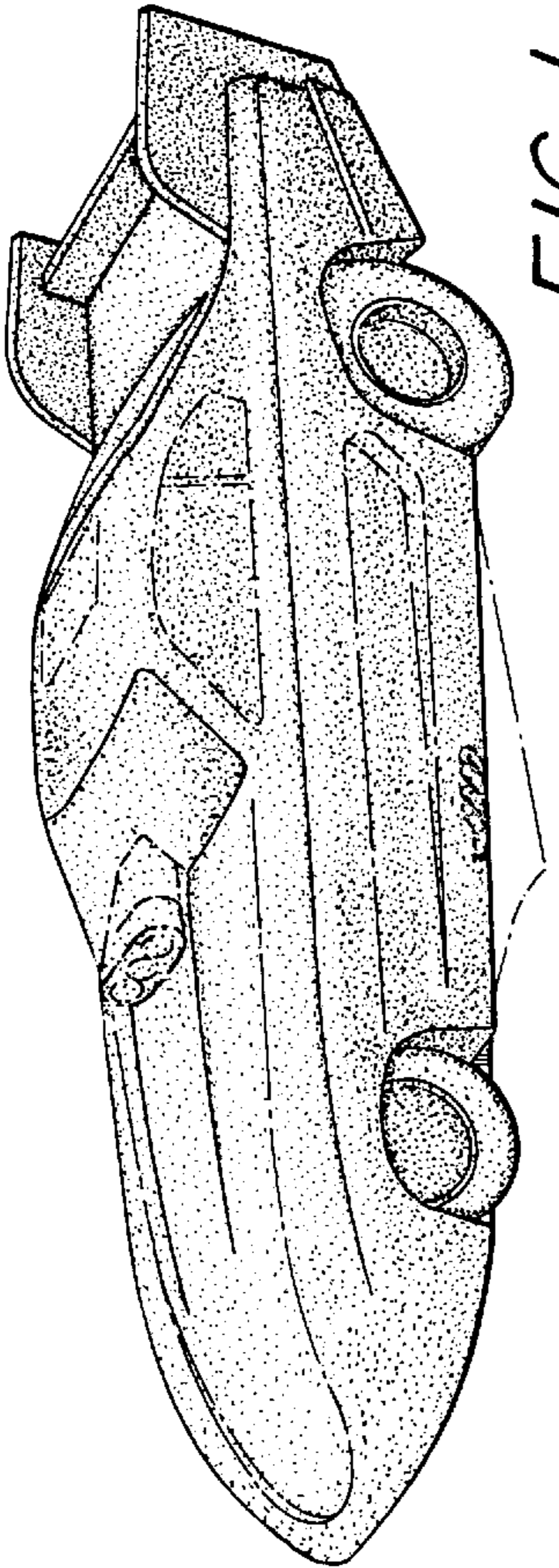


FIG. 1




FIG. 3



FIG. 2

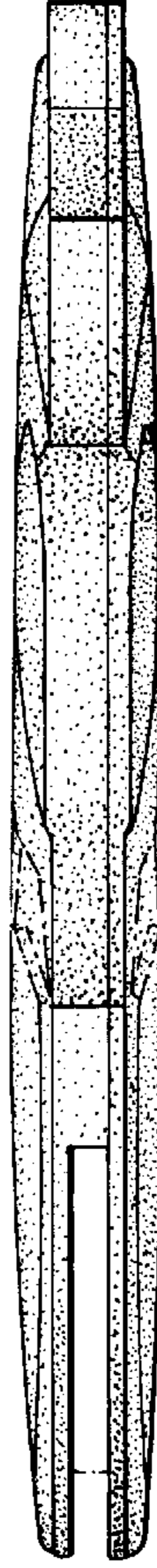


FIG. 5

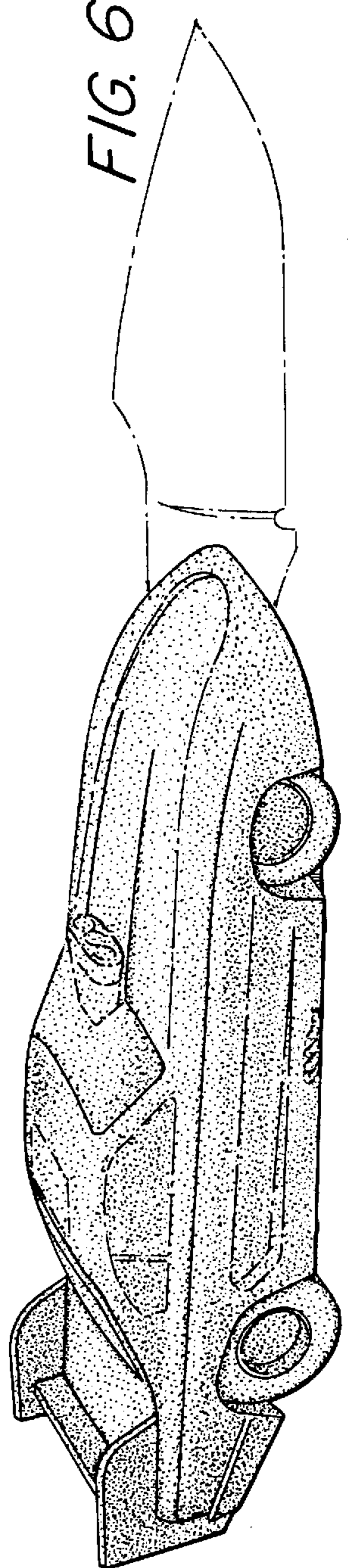


FIG. 6