



US00D399106S

United States Patent [19]
Wexler

[11] **Patent Number: Des. 399,106**
[45] **Date of Patent: **Oct. 6, 1998**

[54] **DEVICE FOR PICKING UP AN OBJECT**

[76] Inventor: **Herbert Wexler**, 127 Warren Ave.,
Chelmsford, Mass. 01824

[**] Term: **14 Years**

[21] Appl. No.: **73,949**

[22] Filed: **Jul. 2, 1997**

[51] **LOC (6) Cl.** **14-05**

[52] **U.S. Cl.** **D8/14**

[58] **Field of Search** D8/14, 51; D6/536,
D6/540; 294/19.1, 19.3, 64.1; 248/206.2,
206.3

[56] **References Cited**

U.S. PATENT DOCUMENTS

D. 211,888	8/1968	Hall et al.	D6/536
D. 246,499	11/1977	Poulsen et al.	D8/14 X
D. 346,315	4/1994	Bentz	D8/14
3,071,886	1/1963	Stiller	248/206.3

Primary Examiner—Ted Shooman
Assistant Examiner—Richelle Shelton
Attorney, Agent, or Firm—Steven F. Weinstock

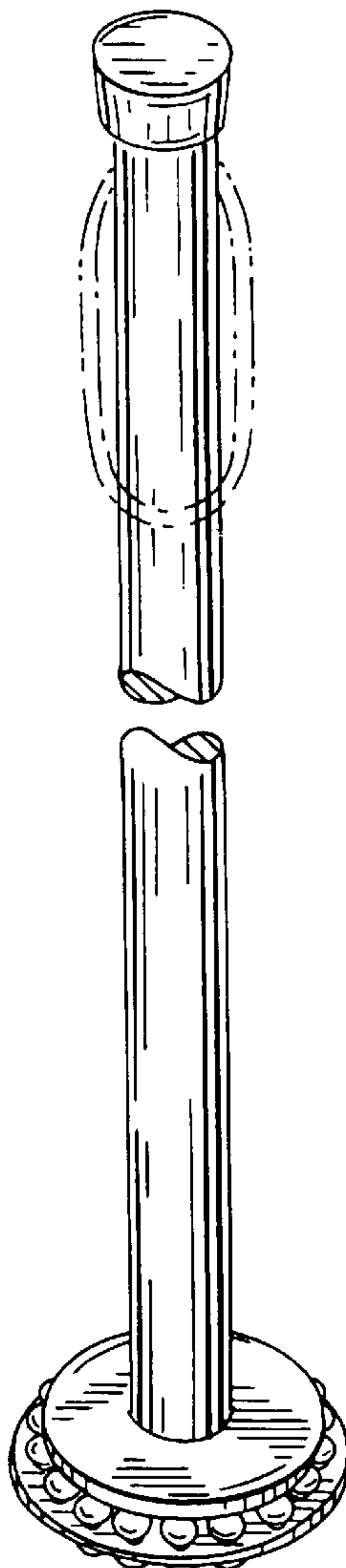
[57] **CLAIM**

The ornamental design for a device for picking up an object, as shown and described.

DESCRIPTION

FIG. 1 is a perspective view of a device for picking up an object showing me new design;
FIG. 2 is an enlarged side elevational view of the device for picking up an object, the opposite side elevational view being identical;
FIG. 3 is a top view thereof; and,
FIG. 4 is a bottom view thereof.
The broken line showing of a cord, an aperture, and a screw in FIGS. 1, 2, and 4, respectively, is for illustrative purposes only and forms no part of the claimed design.
The shaft of the article in FIGS. 1 and 2 is shown fragmented to indicate indeterminate length.

1 Claim, 1 Drawing Sheet



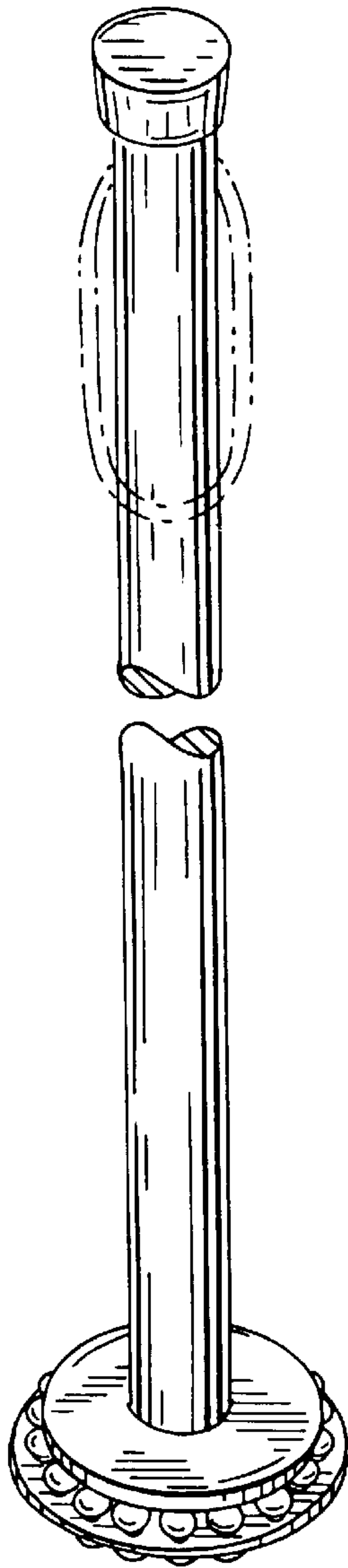


FIG. 1

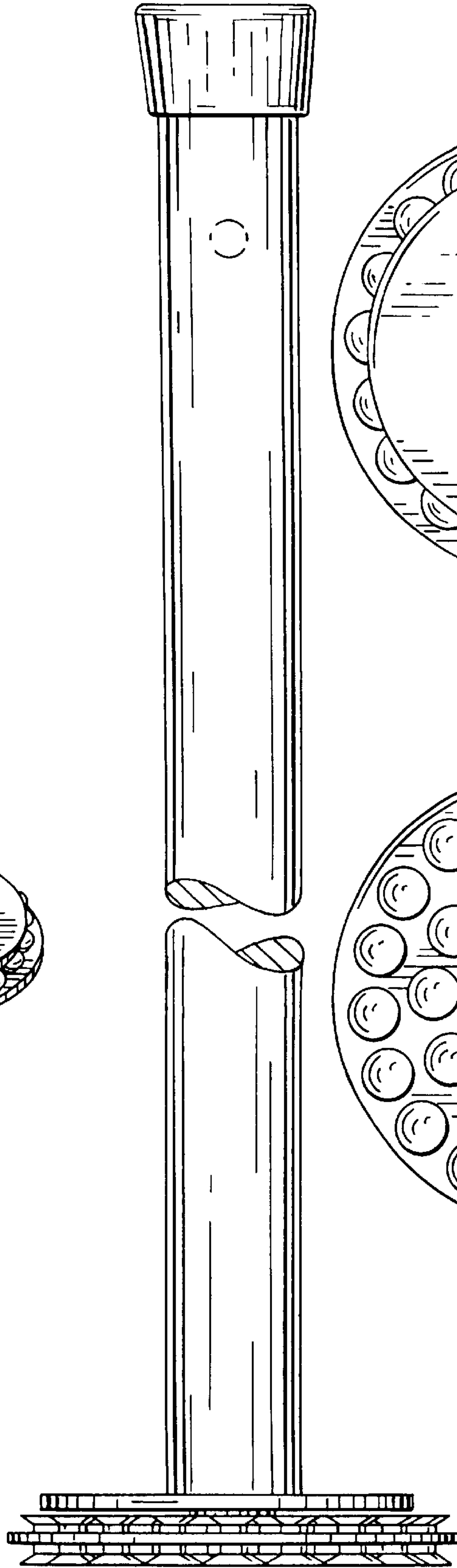


FIG. 2

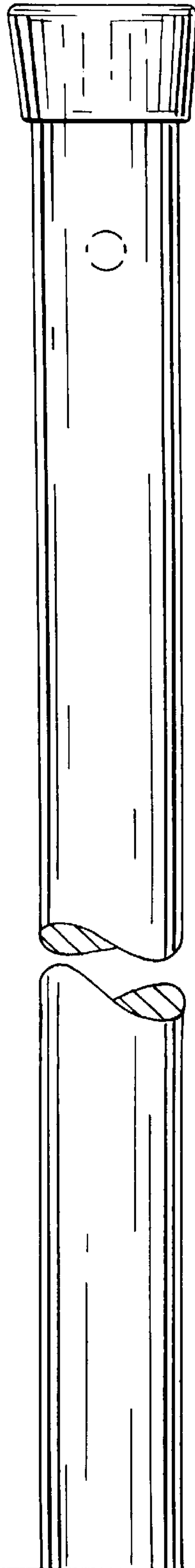


FIG. 3

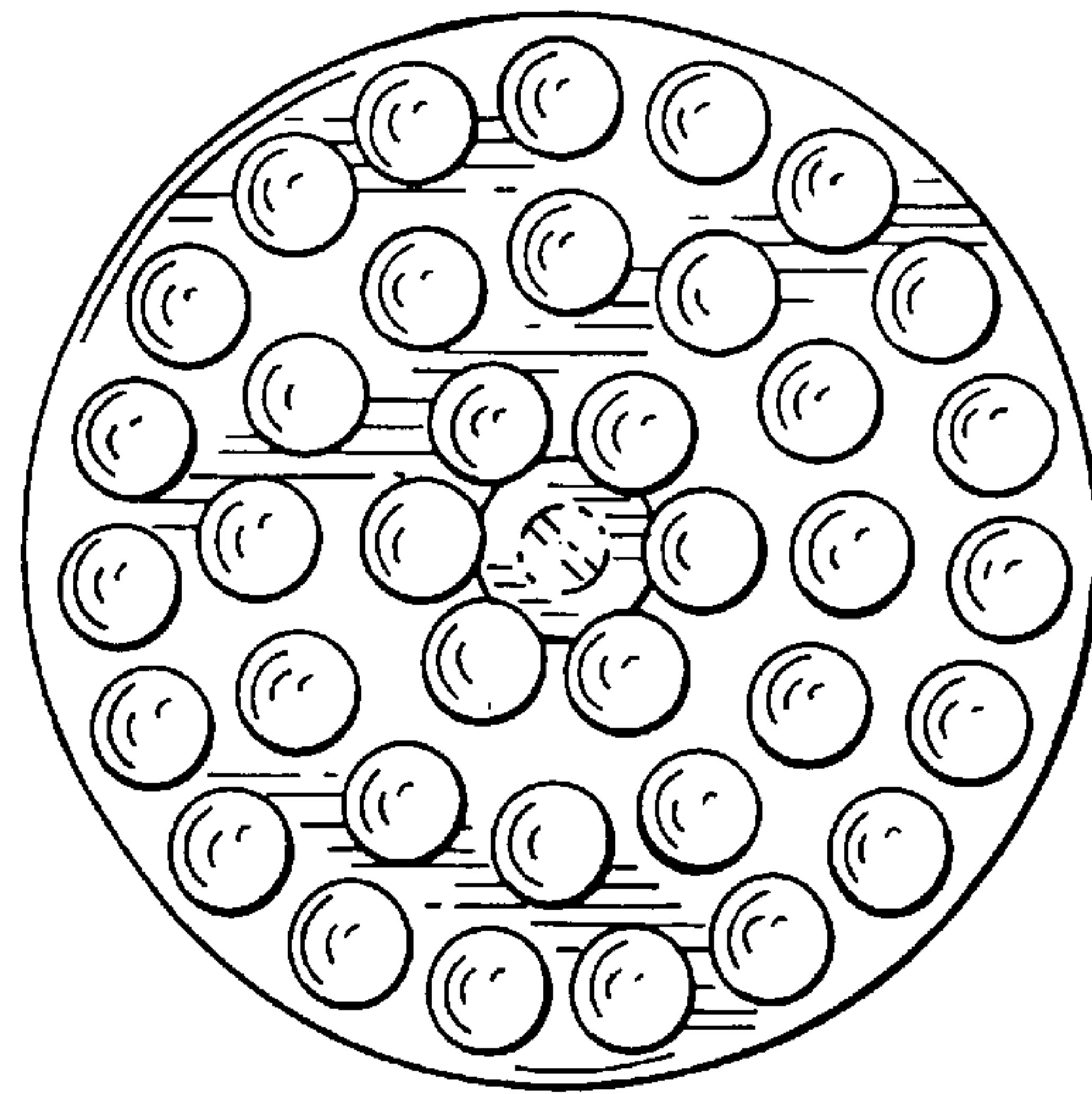



FIG. 4