



US00D399070S

United States Patent [19]
Frinier

[11] **Patent Number: Des. 399,070**

[45] **Date of Patent: **Oct. 6, 1998**

[54] **CHAIR**

Attorney, Agent, or Firm—Christie, Parker & Hale, LLP

[75] Inventor: **Richard D. Frinier**, Long Beach, Calif.

[57] **CLAIM**

[73] Assignee: **BJIP, Inc.**, Los Angeles, Calif.

The ornamental design for a chair, as shown and described.

[**] Term: **14 Years**

DESCRIPTION

[21] Appl. No.: **73,501**

FIG. 1 is a perspective view showing my new design in which a cushion used in the chair is shown in phantom lines;

[22] Filed: **Jul. 14, 1997**

FIG. 2 is a side elevational view taken from the left side of the chair shown in FIG. 1, the opposite side of the chair being a mirror image of the view illustrated in FIG. 2;

[51] **LOC (6) Cl.** **06-01**

[52] **U.S. Cl.** **D6/369**

[58] **Field of Search** D6/334, 369, 374,
D6/379, 500, 501, 502; 297/445.1, 446.1,
451.9

FIG. 3 is a front elevational view;

FIG. 4 is a rear elevational view; and,

FIG. 5 is a top view.

[56] **References Cited**

U.S. PATENT DOCUMENTS

- D. 264,775 6/1982 Olko D6/369
- D. 282,131 1/1986 Claman D6/500
- D. 354,633 1/1995 Frinier D6/369

The broken line showing of a cushion in FIG. 1 is for environmental purposes only and forms no part of the claimed design.

FIGS. 2–5 have been shown on an enlarged scale.

OTHER PUBLICATIONS

Brown Jordan, p. 31, Chair “H” as marked at top right, ©1986.

The fragmented depiction of a weave pattern is understood to be continuous throughout.

Primary Examiner—Gary D. Watson

1 Claim, 5 Drawing Sheets




Fig. 1




Fig. 2

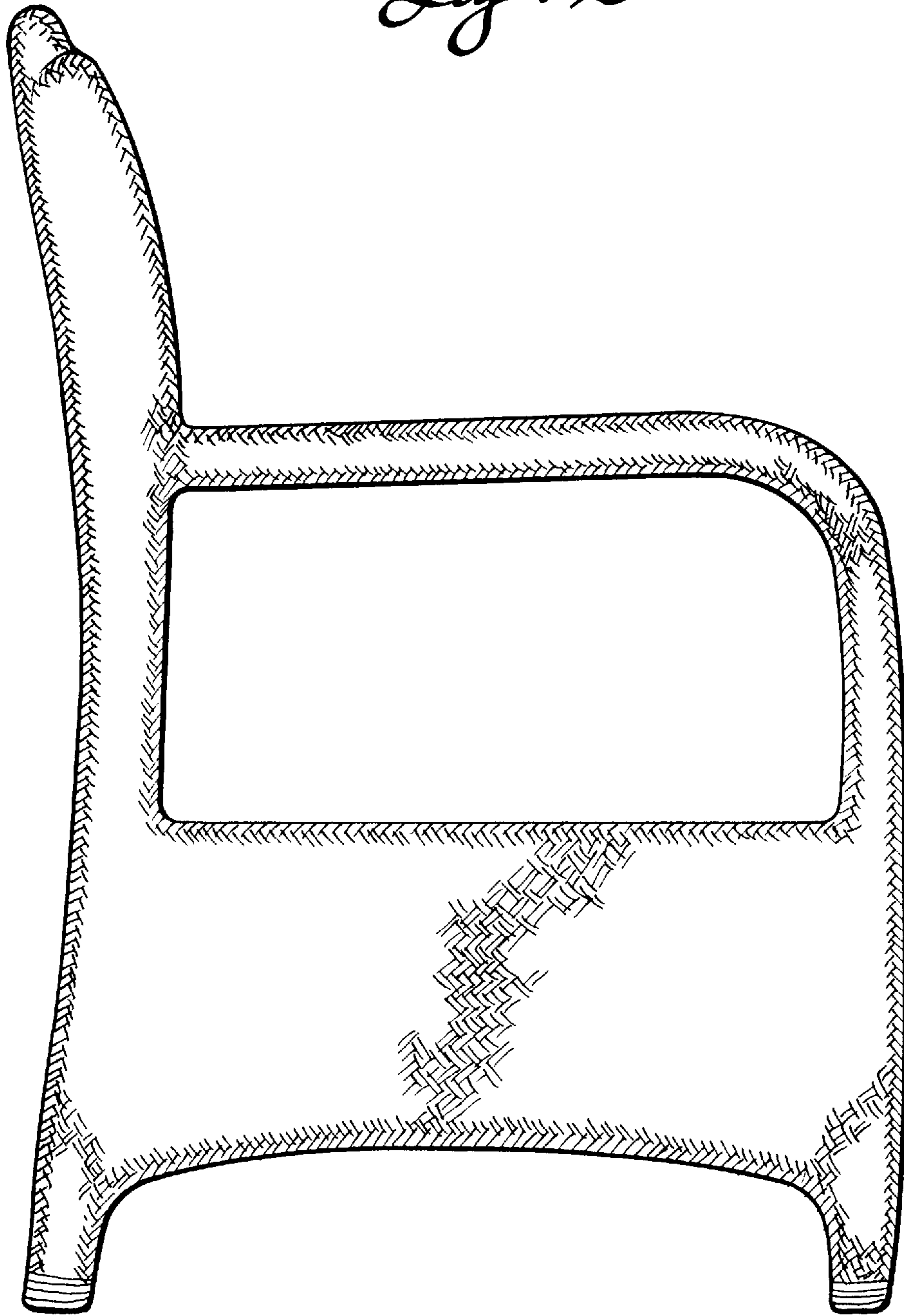


Fig. 3

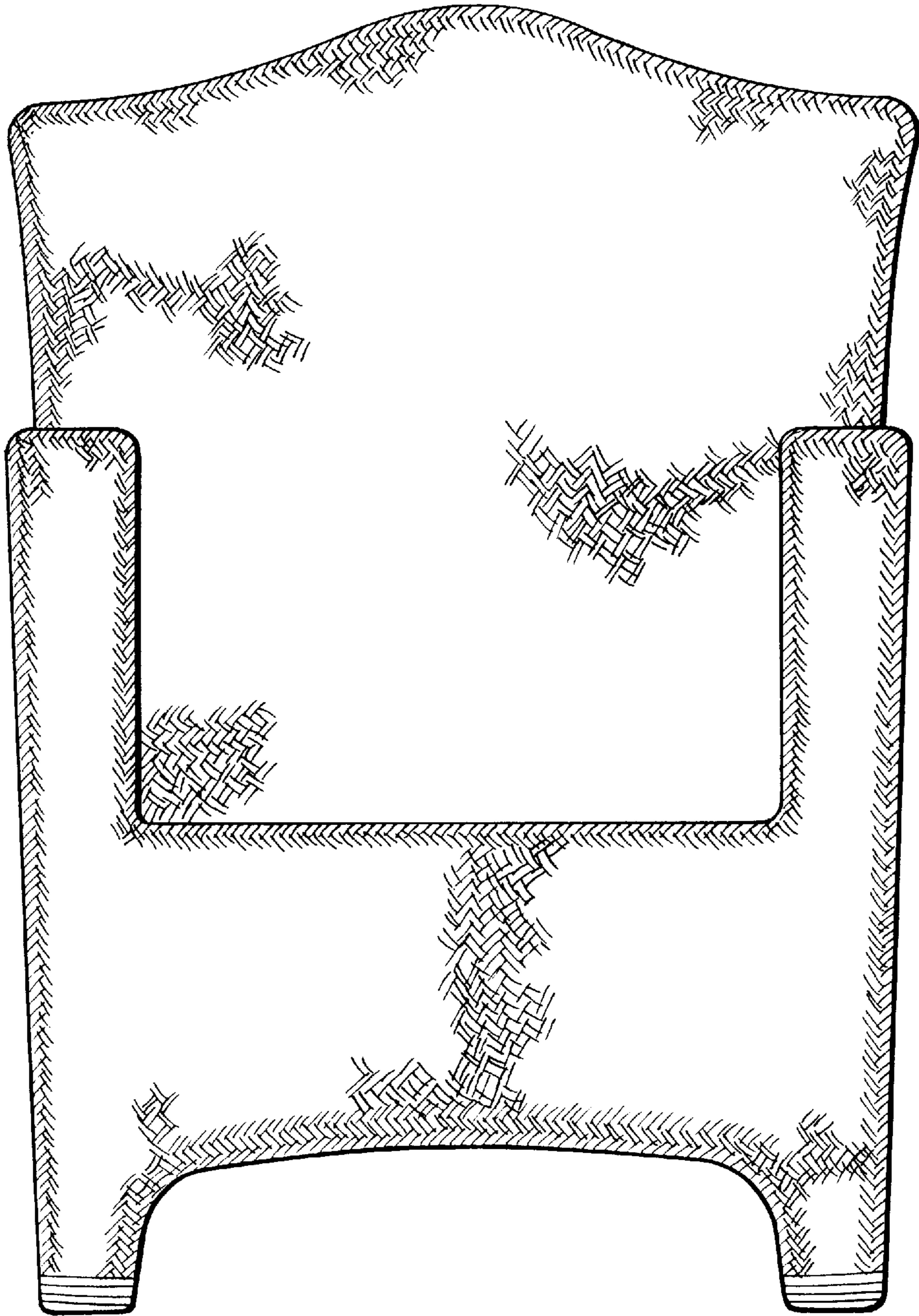


Fig. 1




Fig. 5

