



US00D399069S

# United States Patent [19] Wolf

[11] **Patent Number:** **Des. 399,069**

[45] **Date of Patent:** **\*\*Oct. 6, 1998**

[54] **TEMPORARY SEAT FOR MOUNTING ON A METAL SEAT FRAME OF A VEHICLE**

[76] Inventor: **B. Andrew Wolf**, 17 Topping La., St. Louis, Mo. 63131

[\*\*] Term: **14 Years**

[21] Appl. No.: **69,369**

[22] Filed: **Apr. 8, 1997**

[51] **LOC (6) Cl.** ..... **06-01**

[52] **U.S. Cl.** ..... **D6/356**

[58] **Field of Search** ..... D6/334, 335, 336, D6/361, 368, 374, 375, 500, 501, 502; 5/417, 419; 297/188.08, 440.12

[56] **References Cited**

**U.S. PATENT DOCUMENTS**

D. 216,112	11/1969	Raacke	.....	D6/334
D. 248,345	7/1978	Stoddard	.....	D6/368
D. 299,988	2/1989	Parabita	.....	D6/368
D. 335,035	4/1993	Floyd	.....	D6/361
D. 365,934	1/1996	Dean	.....	D6/335
D. 376,945	12/1996	Bonaddio et al.	.....	D6/368
3,627,086	12/1971	Caigan	.....	297/188.08
3,808,616	5/1974	White	.....	5/419
3,866,550	2/1975	Geschwender	.....	108/153

3,982,057	9/1976	Briggs et al.	.....	428/73
4,526,421	7/1985	Brennan et al.	.....	297/232
4,869,553	9/1989	Powell	.....	D6/368
4,926,512	5/1990	Coyle	.....	D6/368
5,020,854	6/1991	Powell	.....	D6/368
5,269,219	12/1993	Juvik-Woods	.....	108/51.3
5,445,435	8/1995	Sheckles	.....	297/440.12
5,463,965	11/1995	Cordrey	.....	108/51.3
5,493,962	2/1996	McCarthy	.....	108/51.3

*Primary Examiner*—Gary D. Watson  
*Attorney, Agent, or Firm*—Senniger, Powers, Leavitt & Roedel

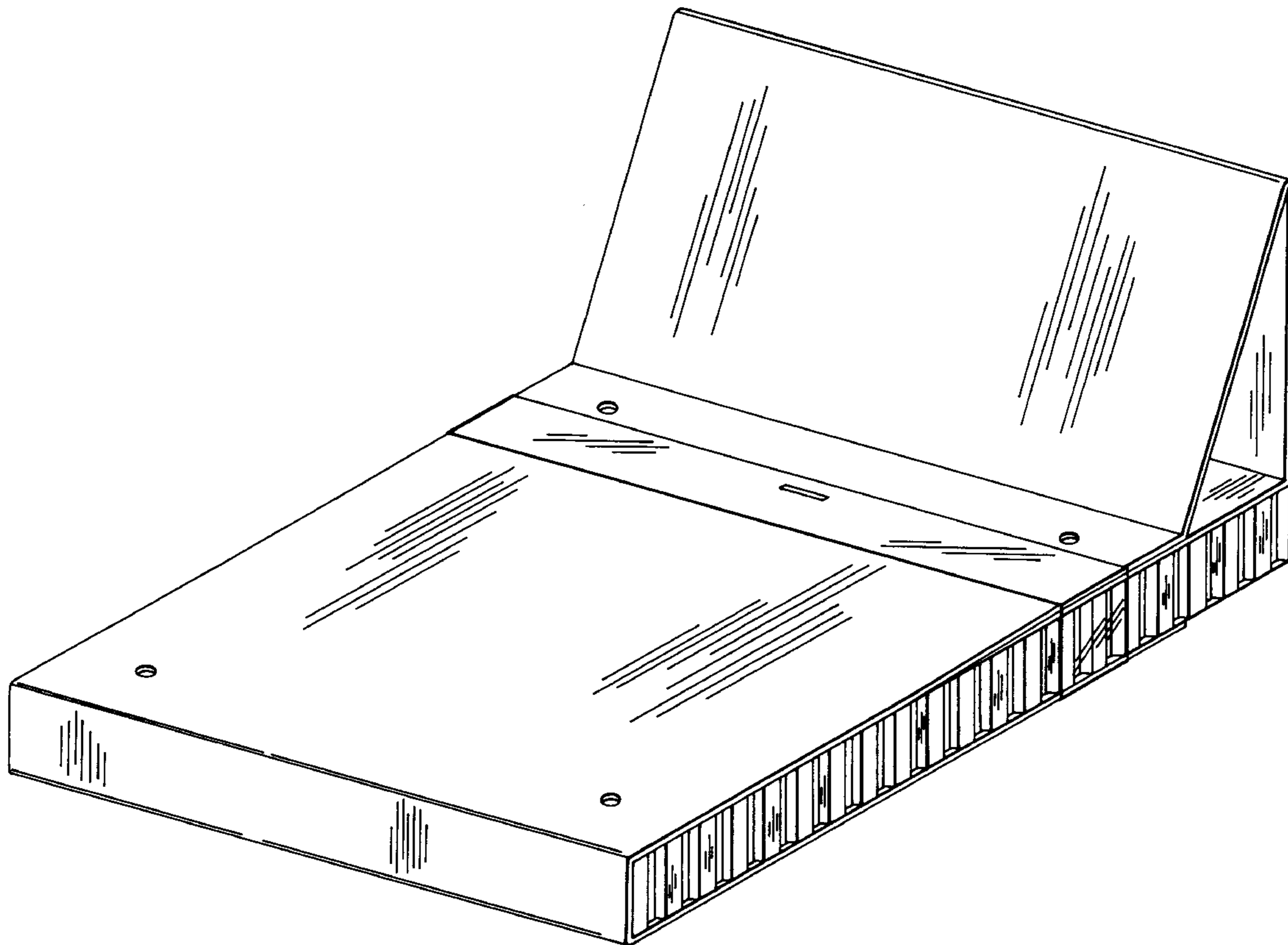
[57] **CLAIM**

The ornamental design for a temporary seat for mounting on a metal seat frame of a vehicle, as shown and described.

**DESCRIPTION**

FIG. 1 is a perspective view of my new temporary seat for mounting on a metal seat frame of a vehicle;  
FIG. 2 is a front elevational view thereof;  
FIG. 3 is a right side elevational view thereof, the left side elevational view being a mirror image of the right side;  
FIG. 4 is a rear elevational view thereof;  
FIG. 5 is a top plan view thereof; and,  
FIG. 6 is a bottom plan view thereof.

**1 Claim, 3 Drawing Sheets**



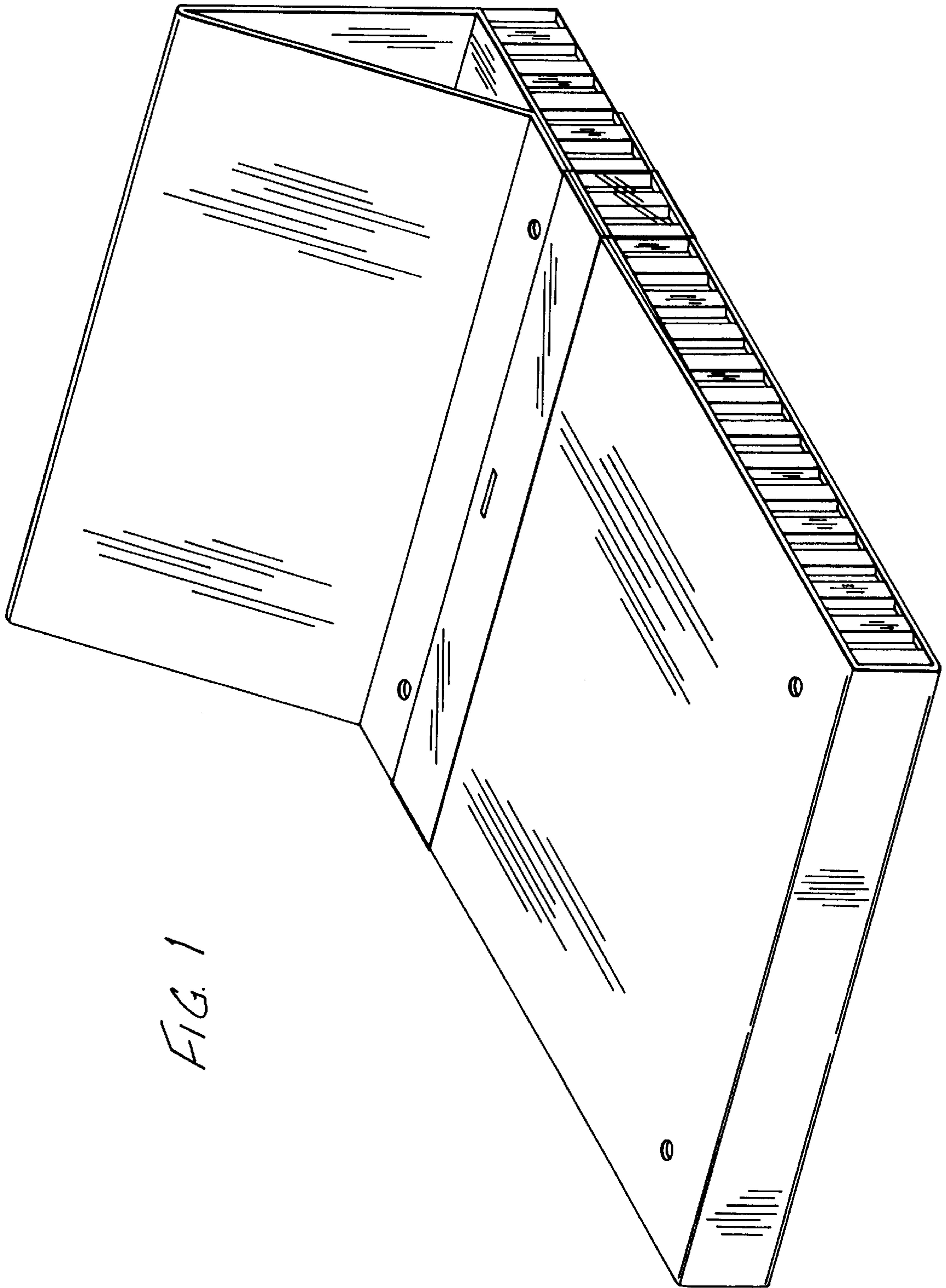


FIG. 1

FIG. 2

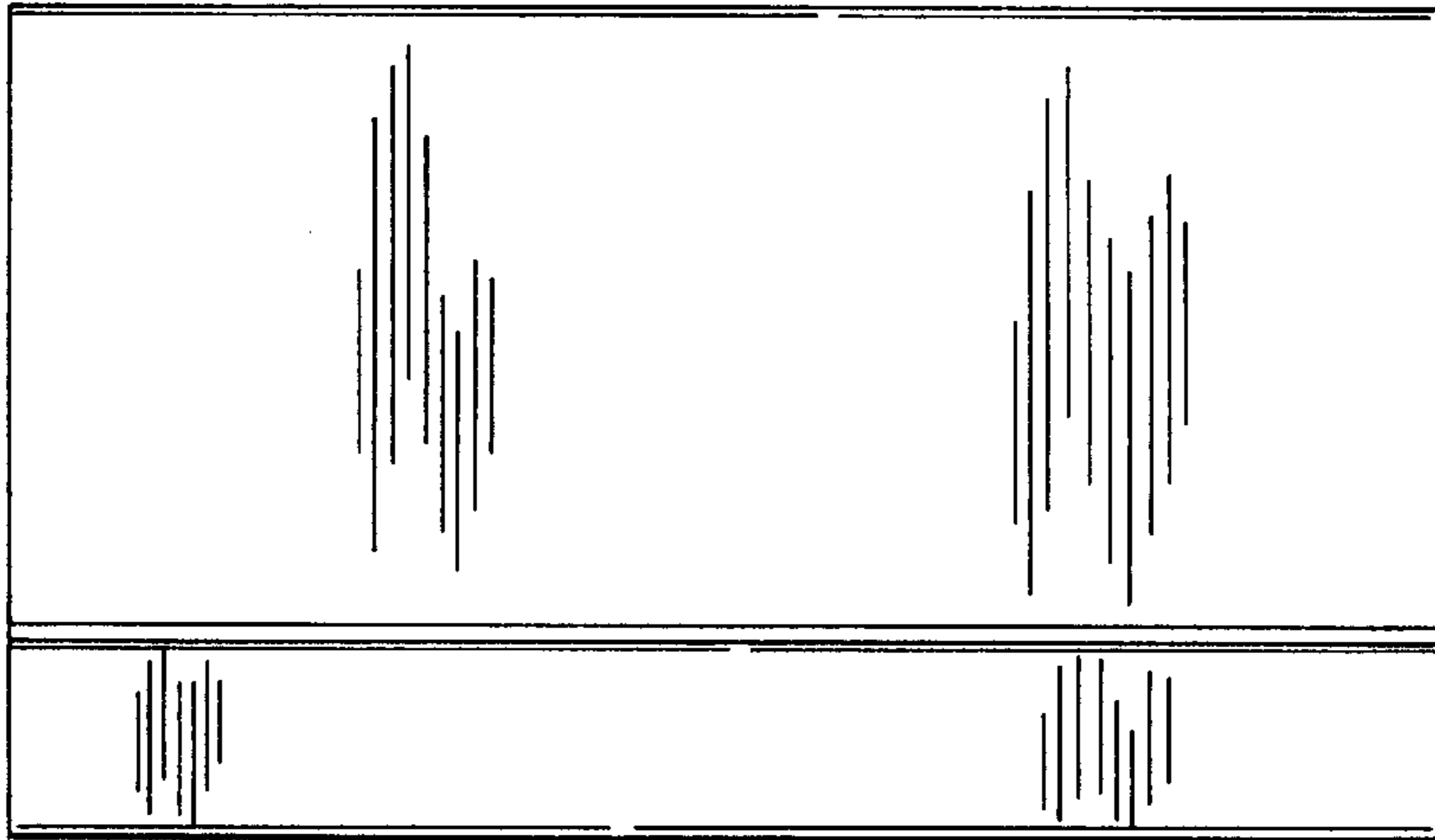


FIG. 3

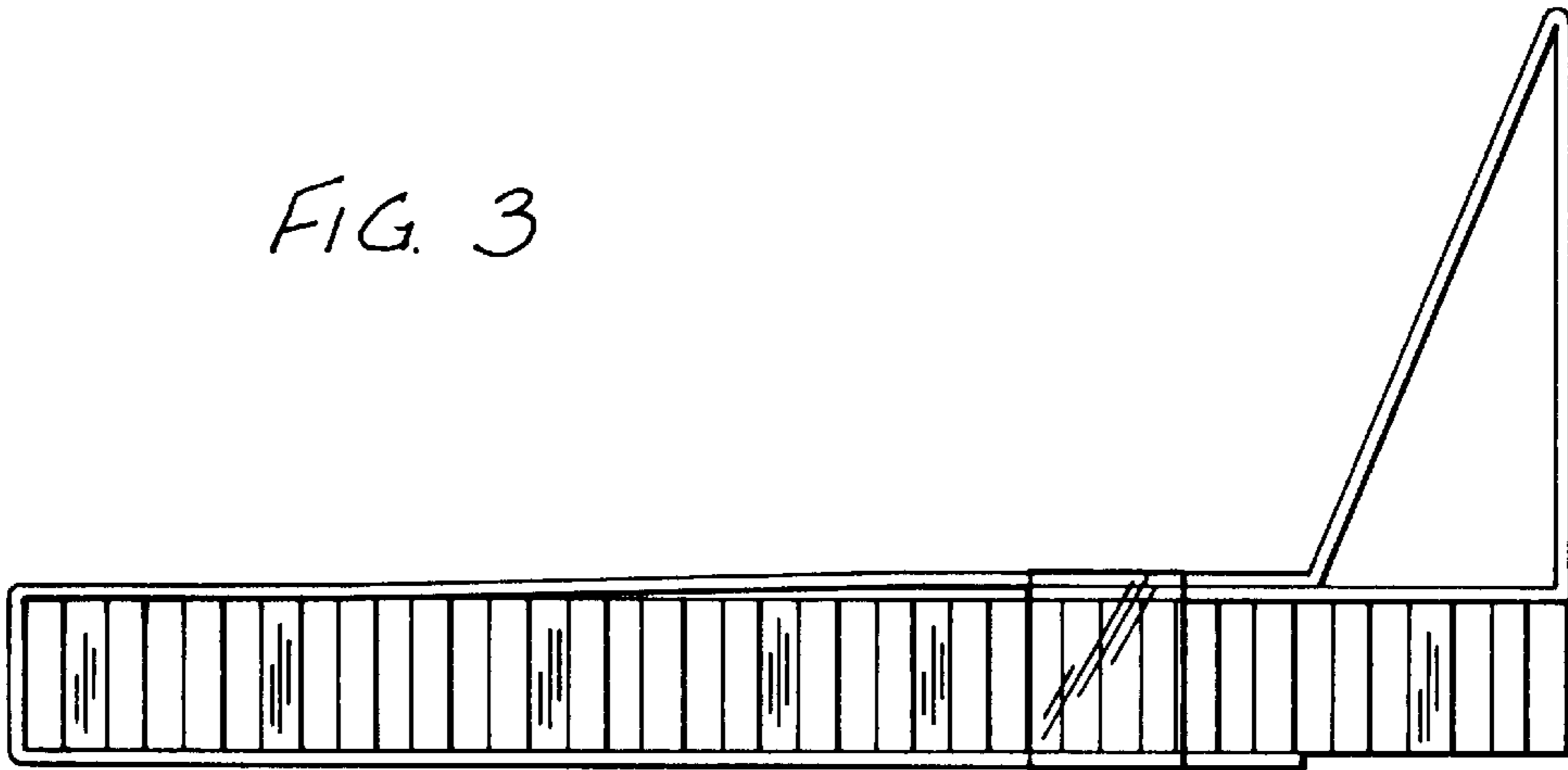


FIG. 4

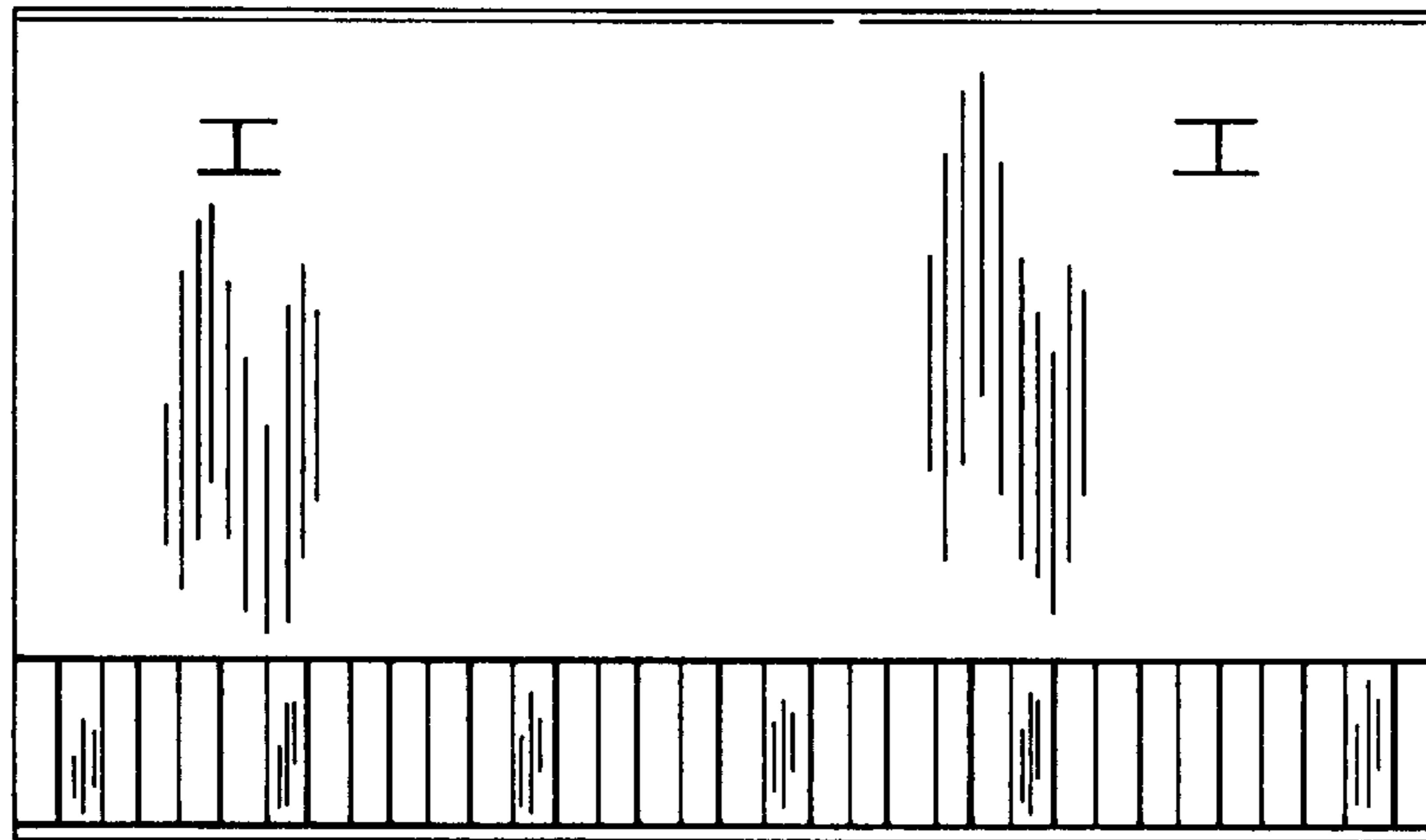


FIG. 6

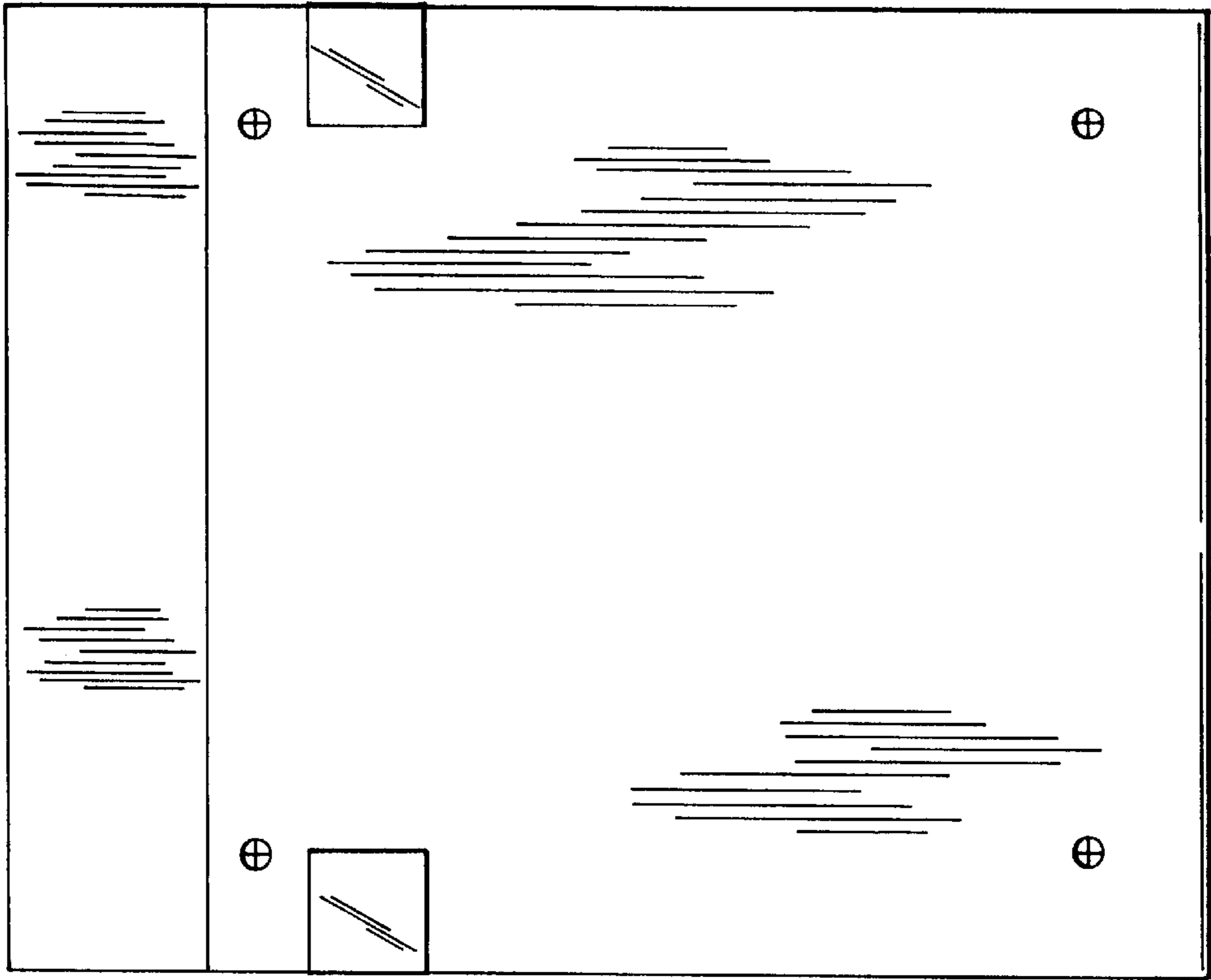


FIG. 5

