



US00D399063S

United States Patent [19]

Verbeek et al.

[11] **Patent Number: Des. 399,063**

[45] **Date of Patent: **Oct. 6, 1998**

[54] **CURVED PRIVACY SCREEN**

[75] Inventors: **Steve Verbeek**, Aurora; **Lorie Marangoni**, Weston; **Harry Ayvazyan**, Willowdale, all of Canada

[73] Assignee: **Teknion Furniture Systems (A Partnership of Teknion Holdings Inc. and Birchgrove Investments Inc.)**, Downsview, Canada

[**] Term: **14 Years**

[21] Appl. No.: **62,905**

[22] Filed: **Dec. 2, 1996**

[30] **Foreign Application Priority Data**

Jun. 7, 1996 [CA] Canada 1996-1330

[51] **LOC (6) Cl.** **06-06**

[52] **U.S. Cl.** **D6/332; D25/58**

[58] **Field of Search** D6/332, 449; 160/23.1, 160/120, 122, 352, 351, 353, 127, 128; 211/184, 180, 169; 52/36.1, 71, 239, 275, 645, 658; D25/58, 60; D12/183; 135/121, 124

[56] **References Cited**

U.S. PATENT DOCUMENTS

D. 257,812 1/1981 Cyplik D6/332

D. 349,608 8/1994 Savoie D6/332
D. 353,946 1/1995 Fischer et al. D25/58
2,060,817 11/1936 Mahoney 160/352

Primary Examiner—James Gandy
Assistant Examiner—Linda Brooks

[57] **CLAIM**

The ornamental design for a curved privacy screen, as shown and described.

DESCRIPTION

FIG. 1 is a front perspective view of the curved privacy screen showing our new design;

FIG. 2 is a top view of the curved privacy screen;


FIG. 3 is a front view of the curved privacy screen;

FIG. 4 is a rear perspective view of the curved privacy screen; and,

FIG. 5 is a side view of the curved privacy screen, the opposite side view being a mirror image.

The broken line pattern shown on the screen in FIGS. 1, 3, 4 and 5, is for illustrative purposes only and forms no part of the claimed design.

1 Claim, 3 Drawing Sheets






FIG. 1.

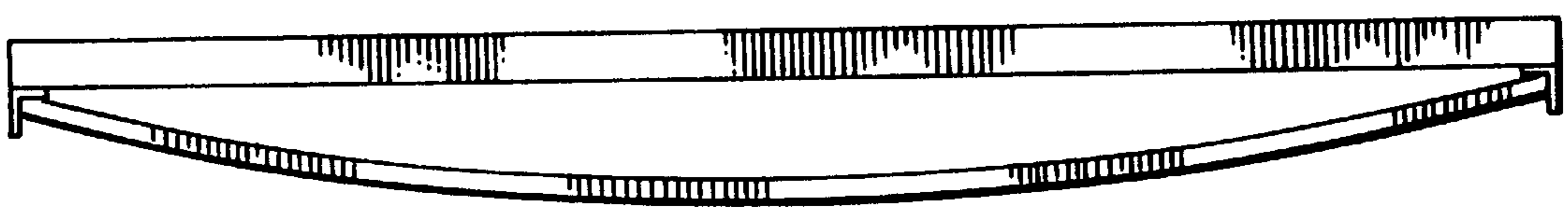


FIG. 2.

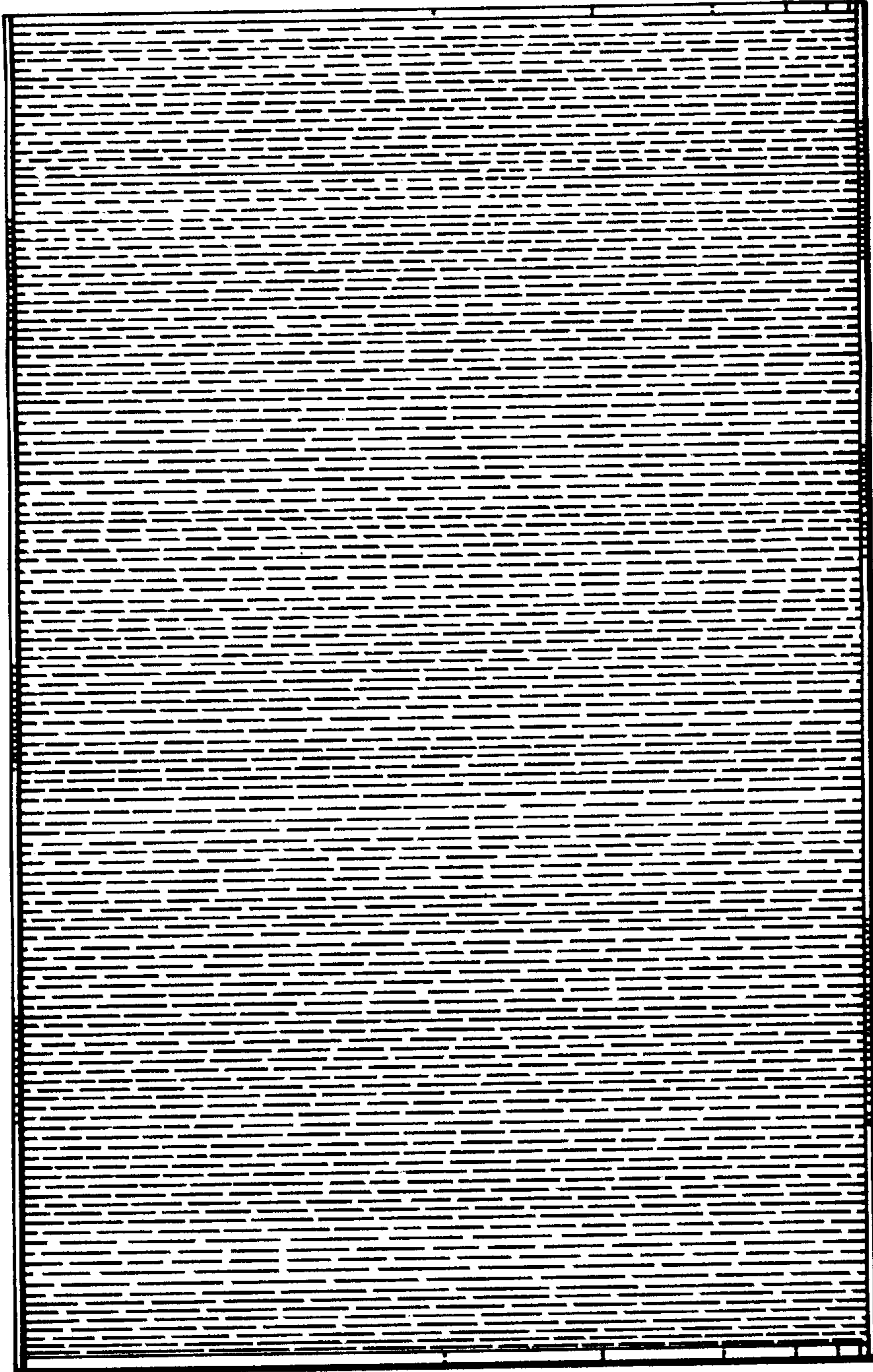


FIG. 3.




FIG. 4.

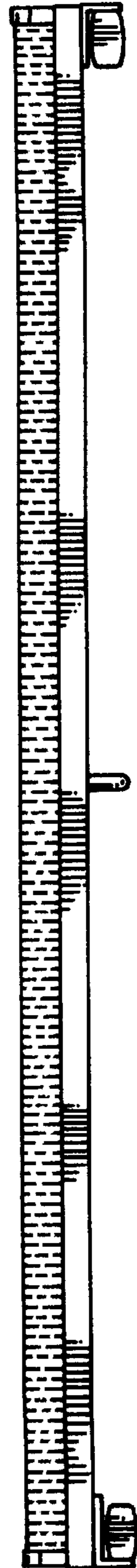


FIG. 5.