



US00D399050S

United States Patent [19]
Evans

[11] **Patent Number: Des. 399,050**

[45] **Date of Patent: **Oct. 6, 1998**

[54] **PILL DISPENSING CUP WITH LID**

[76] Inventor: **Donald L. Evans**, 1405 Huntington Cir., Reno, Nev. 89509

[**] Term: **14 Years**

[21] Appl. No.: **58,371**

[22] Filed: **Aug. 12, 1996**

[51] **LOC (6) Cl.** **03-01**

[52] **U.S. Cl.** **D3/203; D7/596; D9/431**

[58] **Field of Search** D9/428, 429, 431, D9/416, 417, 500, 503, 513, 515, 454; D7/509, 510, 511, 591, 596; 206/528, 530, 539, 540, 533, 534, 828, 485.1; 229/4.5, 406; 220/367.1; 215/309

[56] **References Cited**

U.S. PATENT DOCUMENTS

D. 267,234	12/1982	Lunden	D9/515	X
D. 318,777	8/1991	Freese	D7/596	X
D. 318,778	8/1991	Flore et al.	D7/591	
D. 340,187	10/1993	Forsyth	D9/454	X
D. 340,188	10/1993	Forsyth	D9/454	X
D. 377,737	2/1997	Kristnik	D7/510	X

4,596,356	6/1986	Chaussadas	206/485.1	X
4,749,093	6/1988	Trick	206/534	X
5,011,032	4/1991	Rollman	206/540	X
5,577,335	11/1996	Tucker	206/534	X

Primary Examiner—Prabhakar G. Deshmukh
Attorney, Agent, or Firm—Ian F. Burns


[57] **CLAIM**

The ornamental design for a pill dispensing cup with lid, as shown and described.

DESCRIPTION

FIG. 1 is a perspective of a pill dispensing cup with lid showing my new design;
FIG. 2 is a perspective view of a lid hereof;
FIG. 3 is a perspective view of a cup hereof;
FIG. 4 is a top plan view of a cup shown in FIG. 3;
FIG. 5 is a top plan view of a lid shown in FIG. 2;
FIG. 6 is an elevational view of the cup shown in FIG. 3;
FIG. 7 is a bottom plan view of the cup shown in FIG. 3;
FIG. 8 is an elevational view of the lid shown in FIG. 2; and,
FIG. 9 is a bottom plan view of the lid shown in FIG. 2.
The cup and the lid (FIGS. 2-9) are shown separately for clarity of illustration.

1 Claim, 2 Drawing Sheets






FIG. 1

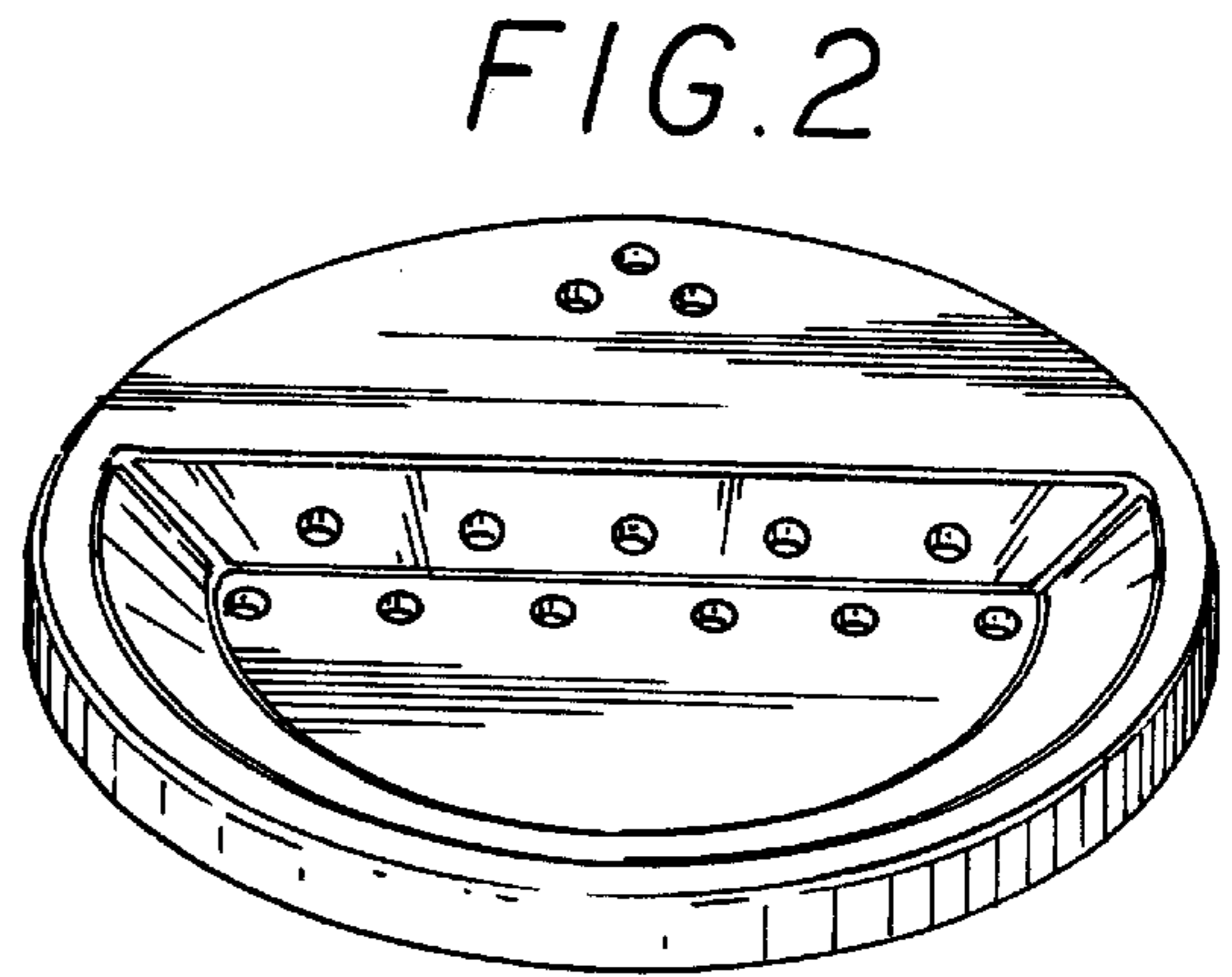


FIG. 2

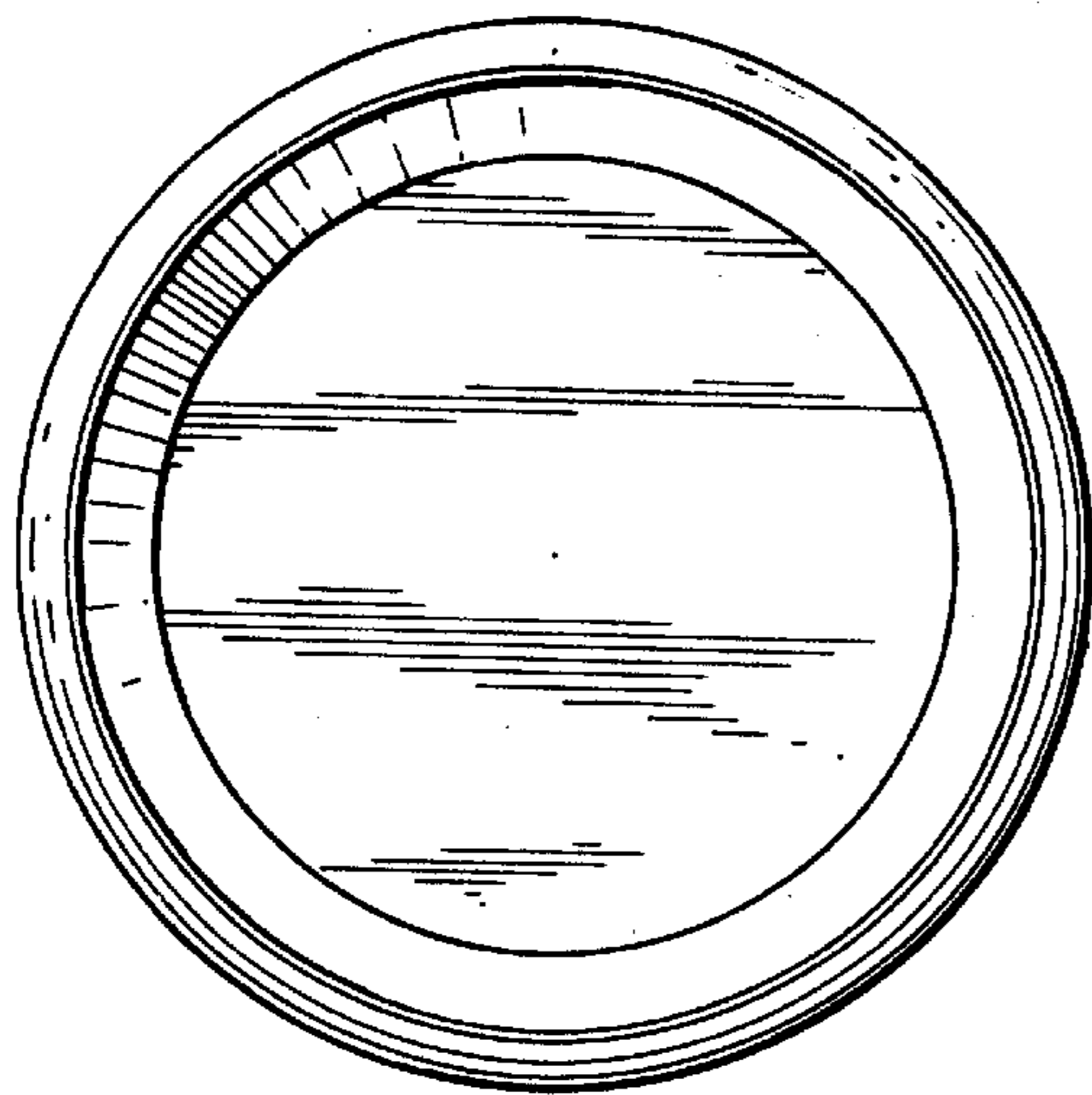


FIG. 4




FIG. 3

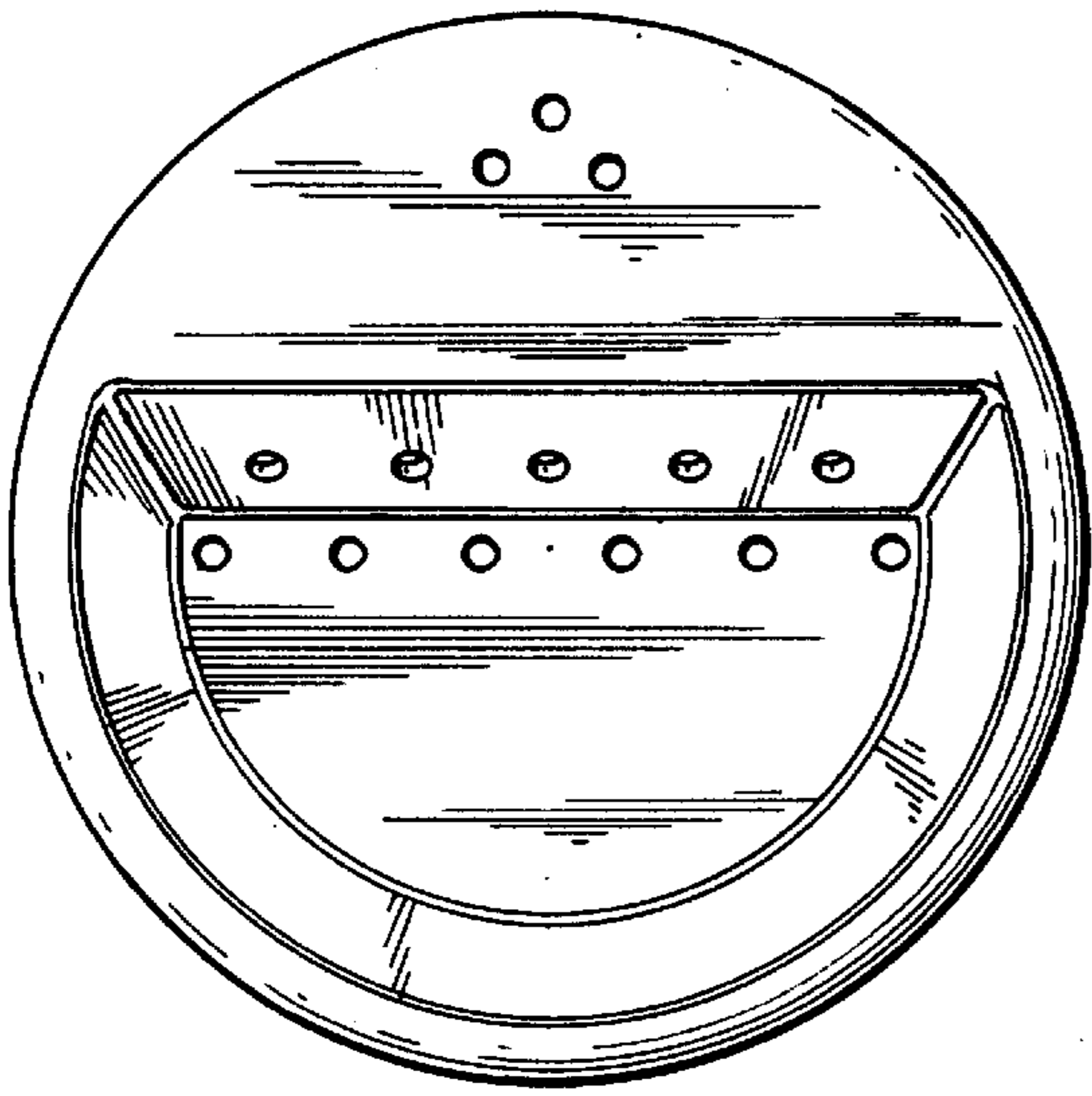


FIG. 5




FIG. 8

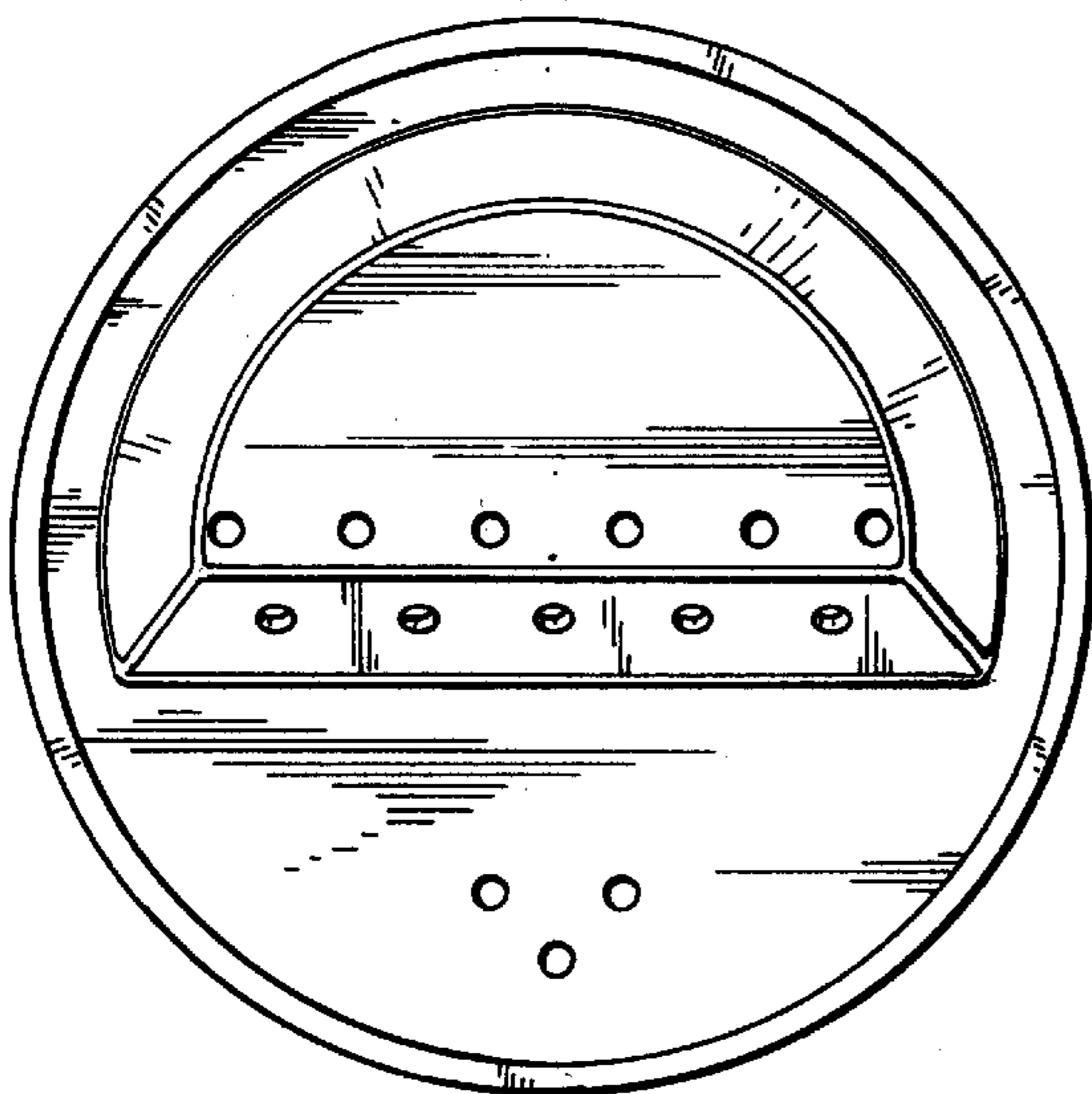


FIG. 9

FIG. 6

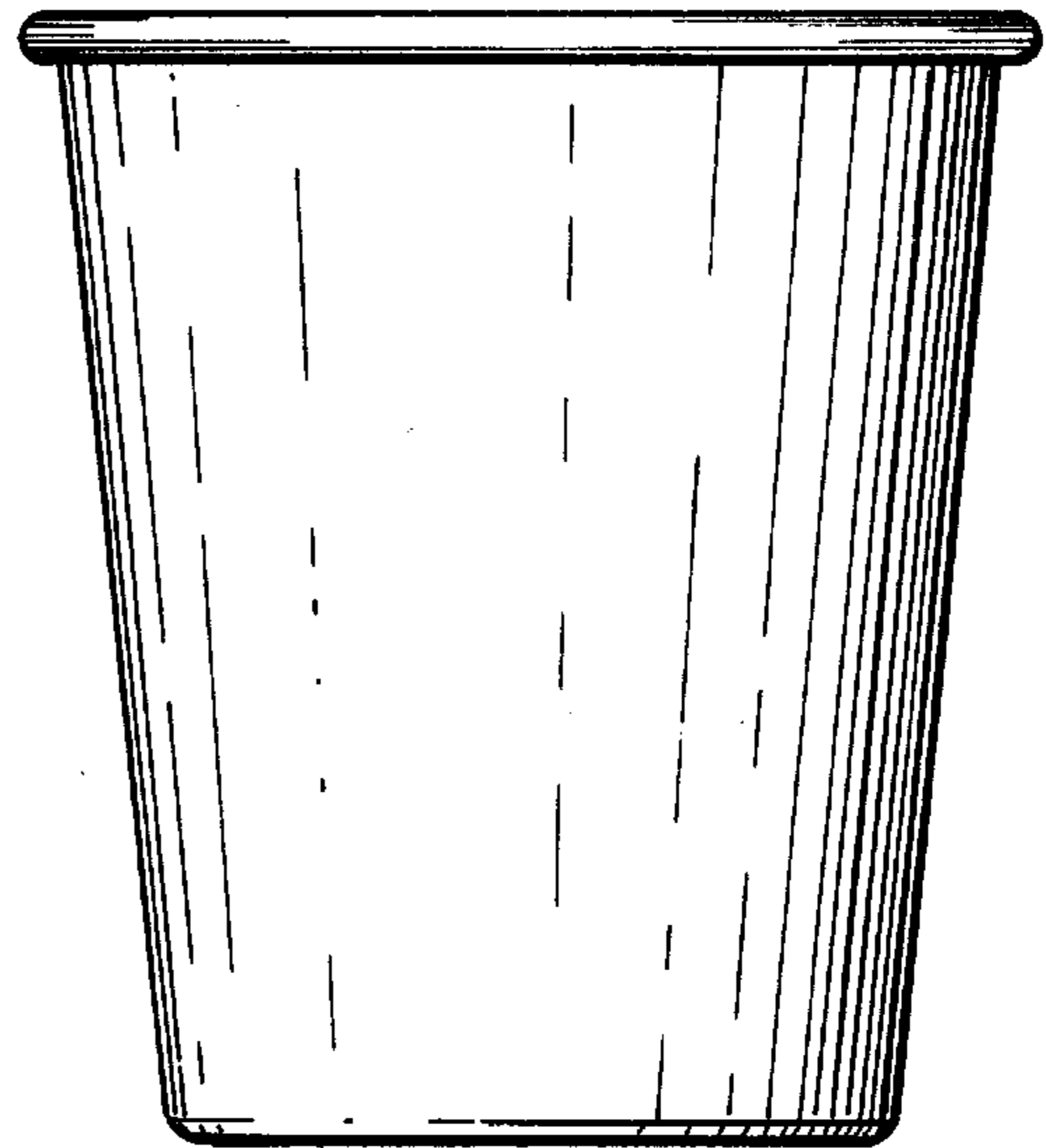


FIG. 7

