



US00D398970S

**United States Patent** [19]  
**Gardner et al.**

[11] **Patent Number: Des. 398,970**  
[45] **Date of Patent: \*\*Sep. 29, 1998**

[54] **KITCHEN SINK**

D. 351,221 10/1994 Berge et al. .... D23/290  
D. 352,771 11/1994 Walsh et al. .... D23/290  
D. 353,880 12/1994 Hauser, II ..... D23/290

[75] Inventors: **Harold B. Gardner**, Bay Village;  
**Terry M. Birchler**; **Paul P. Kolada**,  
both of Bexley, all of Ohio

[73] Assignee: **Moen Incorporated**, North Olmsted,  
Ohio

[\*\*] Term: **14 Years**

*Primary Examiner*—Louis S. Zaffas  
*Assistant Examiner*—Eric Watterson  
*Attorney, Agent, or Firm*—Dorn, McEachran, Jambor &  
Keating

[21] Appl. No.: **67,244**

[22] Filed: **Mar. 7, 1997**

[57] **CLAIM**

The ornamental design for a kitchen sink, as shown and described.

**Related U.S. Application Data**

**DESCRIPTION**

[62] Division of Ser. No. 47,691, Dec. 11, 1995.

FIG. 1 is a top plan view of a kitchen sink, showing my new design;

[51] **LOC (6) Cl.** ..... **23-02**

[52] **U.S. Cl.** ..... **D23/290**

FIG. 2 is a front elevational view, the rear being the mirror image thereof; and,

[58] **Field of Search** ..... D23/284, 286,  
D23/287, 289, 290; 4/619, 624, 626, 638-650

FIG. 3 is a side elevational view, the opposite side being a mirror image thereof.

[56] **References Cited**

**U.S. PATENT DOCUMENTS**

D. 328,338 7/1992 Sauter et al. .... D23/290

**1 Claim, 1 Drawing Sheet**

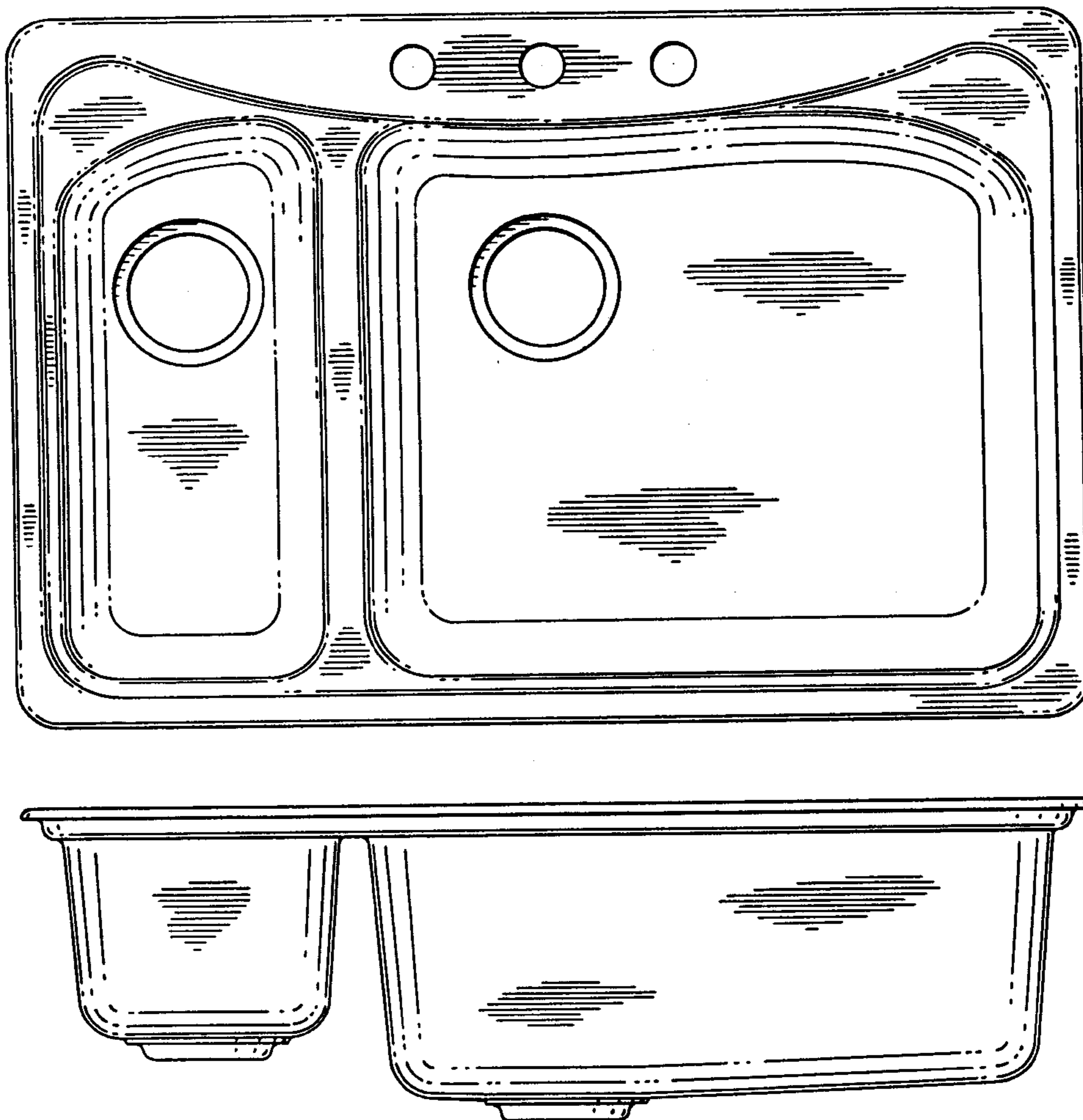


FIG. 1


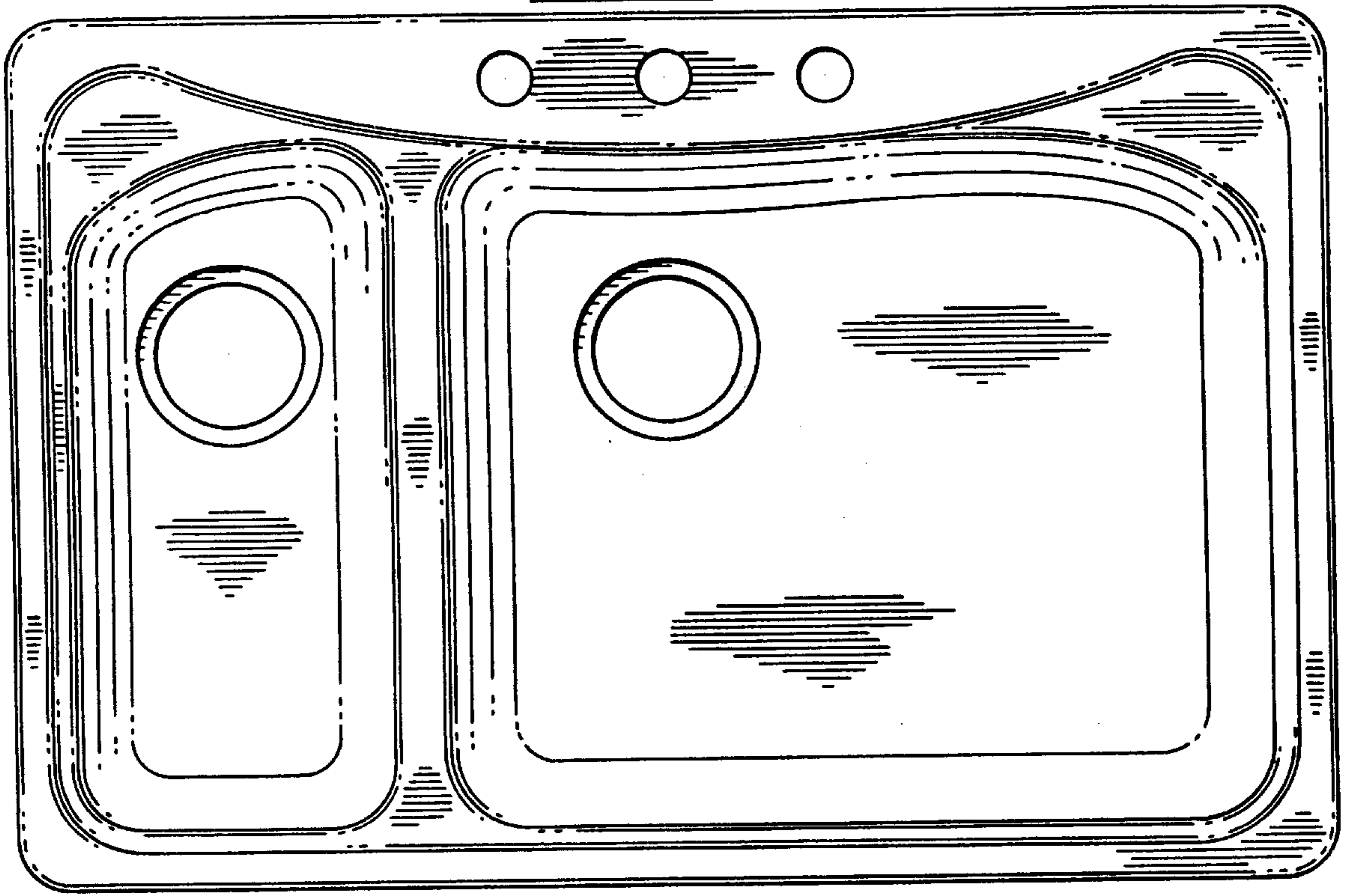


FIG. 2




FIG. 3