



US00D398934S

United States Patent [19]

Veillon

[11] **Patent Number: Des. 398,934**

[45] **Date of Patent: **Sep. 29, 1998**

[54] **PEN**

[75] **Inventor: Jean Veillon**, Sainte Etienne de Montluc, France

[73] **Assignee: Waterman S.A.**, Paris, France

[**] **Term: 14 Years**

[21] **Appl. No.: 58,667**

[22] **Filed: Aug. 20, 1996**

[30] Foreign Application Priority Data

Mar. 11, 1996 [WO] WIPO DM 035811

[51] **LOC (6) Cl. 19-06**

[52] **U.S. Cl. D19/51; D19/50; D19/56; D19/57; D19/55**

[58] **Field of Search D19/35, 36, 41-51, D19/53-58, 81-85; 401/221, 202, 243, 244, 245, 246, 247**

[56] References Cited

U.S. PATENT DOCUMENTS

D. 212,866 12/1968 Perraud D19/51

D. 254,912 5/1980 Ito D19/48
D. 339,378 9/1993 Verhaegue D19/56 X
D. 353,620 12/1994 De Baillon D19/50
D. 354,514 1/1995 De Baillon D19/50

Primary Examiner—Martie Thompson
Attorney, Agent, or Firm—Paul I. Douglas

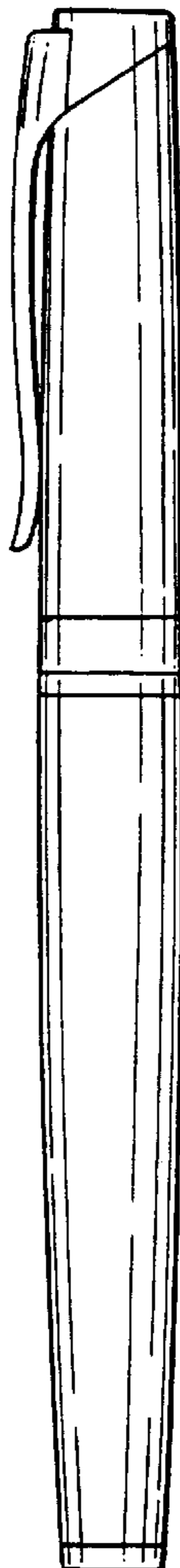
[57] CLAIM

The ornamental design for a pen, as shown and described.

DESCRIPTION

FIG. 1 is a right side elevational view of a pen showing my new design;
FIG. 2 is a front elevational view;
FIG. 3 is a left side elevational view;
FIG. 4 is a view in an exploded condition;
FIG. 5 is a side elevational view of the nib assembly with the pen cap and barrel removed for convenience of illustration;
FIG. 6 is a bottom plan view; and,
FIG. 7 is a top plan view thereof.

1 Claim, 1 Drawing Sheet



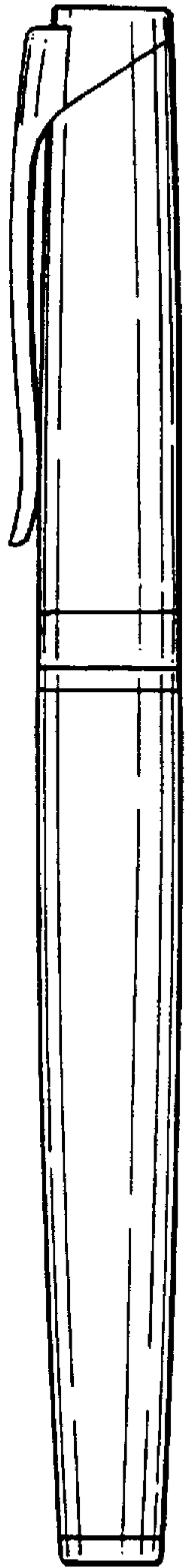


FIG. 1



FIG. 6



FIG. 2




FIG. 3



FIG. 7

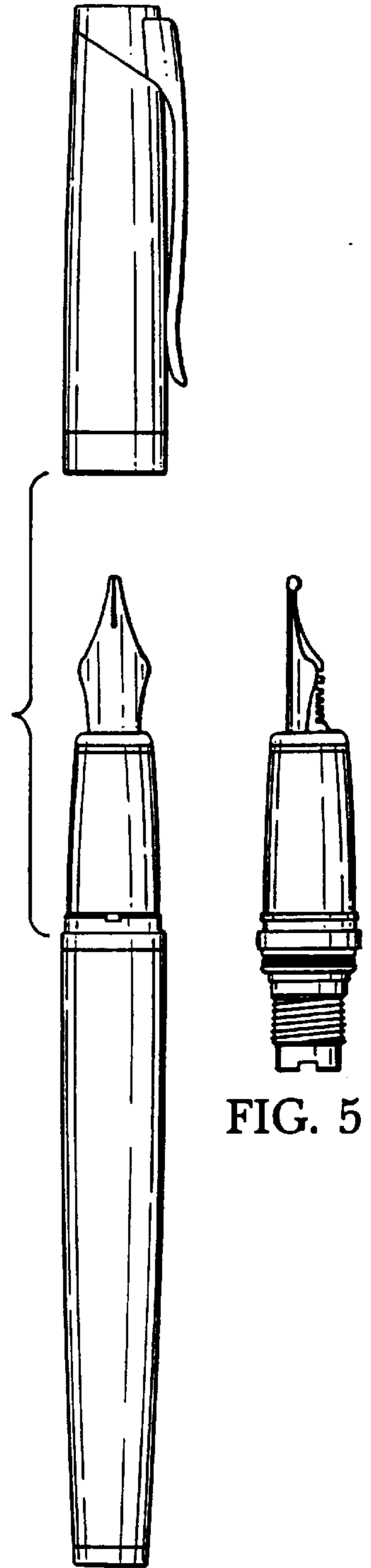


FIG. 4

FIG. 5