



US00D398933S

United States Patent [19] Flanagan

[11] **Patent Number: Des. 398,933**

[45] **Date of Patent: **Sep. 29, 1998**

[54] **PAIR OF EYEWEAR LENSES**

[75] Inventor: **Mark J. Flanagan**, Rochester, N.Y.

[73] Assignee: **Bausch & Lomb Incorporated**,
Rochester, N.Y.

[**] Term: **14 Years**

[21] Appl. No.: **56,873**

[22] Filed: **Jul. 10, 1996**

Related U.S. Application Data

[62] Division of Ser. No. 46,672, Oct. 20, 1995, Pat. No. Des. 381,345.

[51] **LOC (6) Cl.** **16-06**

[52] **U.S. Cl.** **D16/326; D16/326**

[58] **Field of Search** D16/101, 300,
D16/304, 309-317, 325-330; 351/41, 44,
51, 52, 47-48, 57-59, 158; D29/103, 104,
109, 110; 2/447, 448

[56] **References Cited**

U.S. PATENT DOCUMENTS

D. 96,157	7/1935	Brown	D16/316
D. 129,915	10/1941	Blum	D16/326
D. 193,028	6/1962	Petitto	D16/326
D. 204,956	5/1966	Ramp	D16/326
D. 210,698	4/1968	Simon	D16/326
D. 362,260	9/1995	Lin	D16/329
1,986,089	1/1935	Wingate	D16/311
2,589,103	3/1952	Lindblom	D16/341
2,596,572	5/1952	Lindblom	D16/341
3,542,460	11/1970	Smith et al.	351/92
3,838,914	10/1974	Fernandez	351/106
4,360,252	11/1982	Solomon	351/95
5,270,743	12/1993	Hofmair et al.	351/86

OTHER PUBLICATIONS

Optician, Dec. 13, 1974, p. 2.

Optician, Apr. 27, 1973, p. 25, Glasses "Sol-Amor" on right side of page.

Optician, Jan. 5, 1973, Cover, glasses #815 in middle of page.

Clinton Optical Co. Catalog, Jan. 1947, p. 28, "Liberty" Lens on right side of page.

Primary Examiner—Raphael Barkai

Attorney, Agent, or Firm—Katherine McGuire; Craig E. Larson

[57] **CLAIM**

The ornamental design for an pair of eyewear lenses, as shown and described.

DESCRIPTION

FIG. 1 is a front, perspective view of another embodiment of my new design;

FIG. 2 is a front, elevational view of FIG. 1;

FIG. 3 is a rear, elevational view of FIG. 1;

FIG. 4 is a side, elevational view of FIG. 1;

FIG. 5 is a top, plan view of FIG. 1;

FIG. 6 is a bottom, plan view of FIG. 1;

FIG. 7 is a front, perspective view of the left lens of FIG. 7;

FIG. 8 is a front elevational view of the left lens of FIG. 1;

FIG. 9 is a front, elevational view of the right lens of FIG. 1;

FIG. 10 is a top, plan view of FIG. 1;

FIG. 11 is a top, plan view of FIG. 1;

FIG. 12 is a side, elevational view of FIG. 1; and,

FIG. 13 is a side, elevational view of FIG. 1.

The broken lines are for illustrative purposes only and forms no part of the claimed design and the showing of a single lens in FIGS. 7-13 is for ease of illustration only.

1 Claim, 6 Drawing Sheets

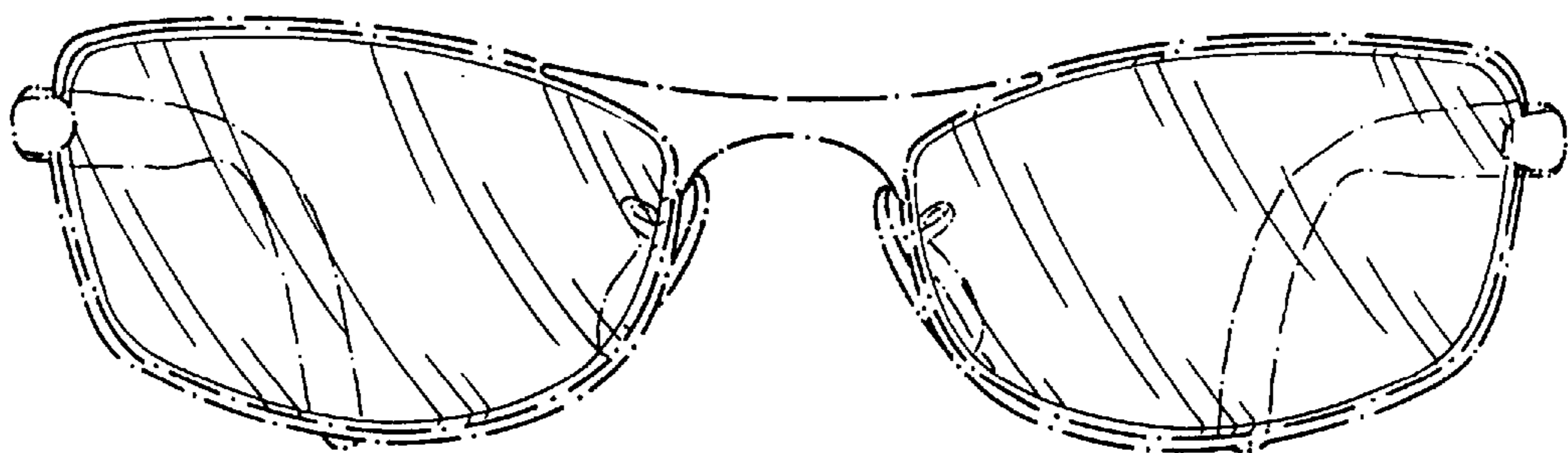


FIG. 1

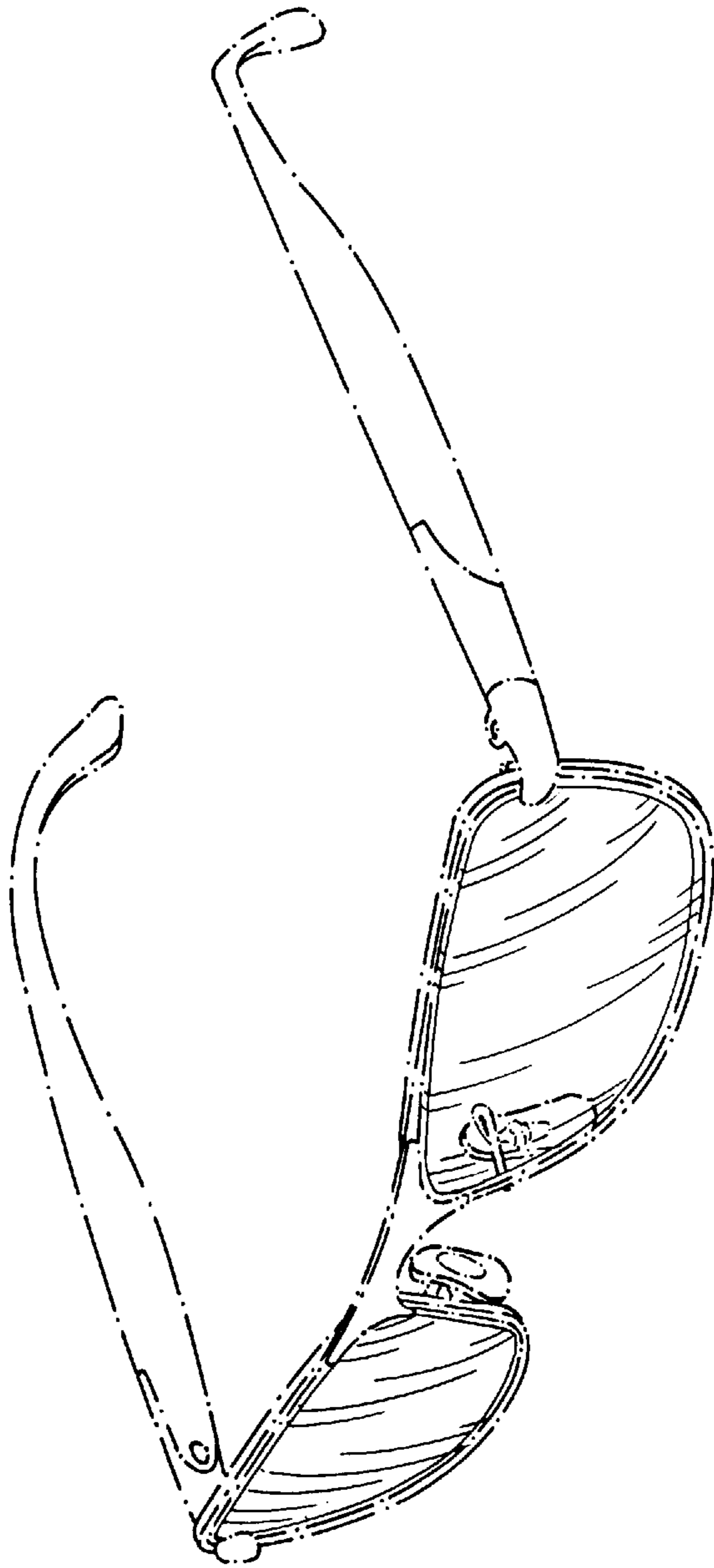


FIG. 2

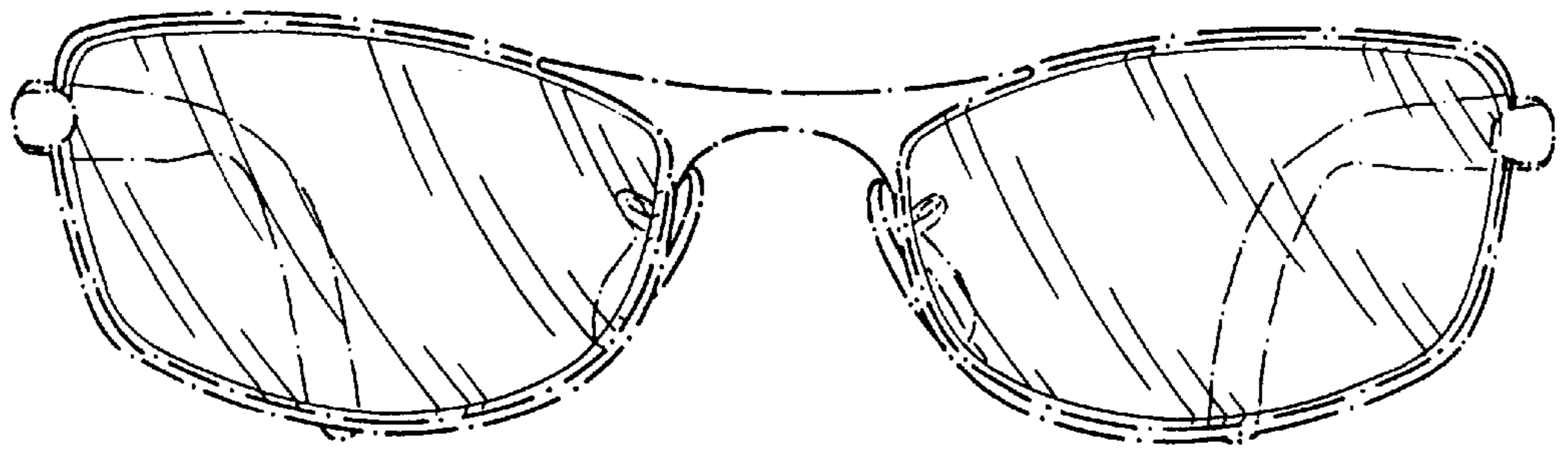
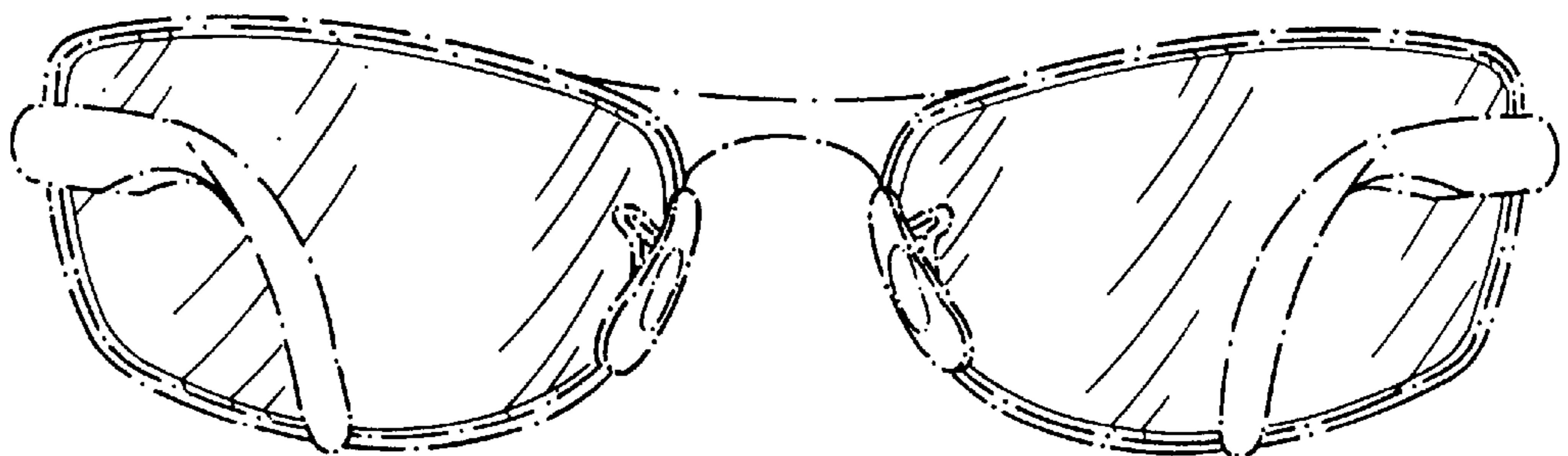


FIG. 3






FIG. 4

FIG. 5

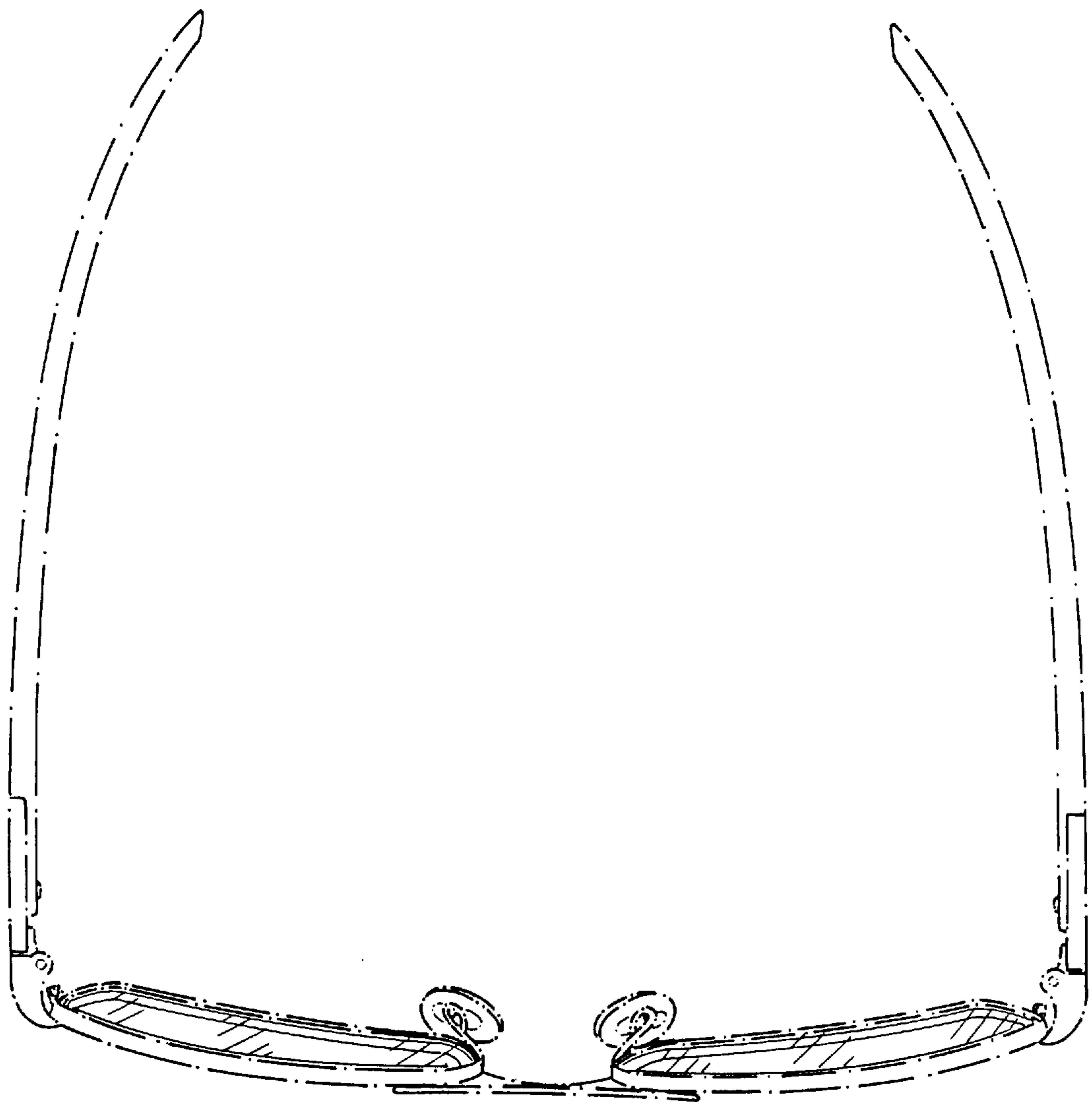


FIG. 6

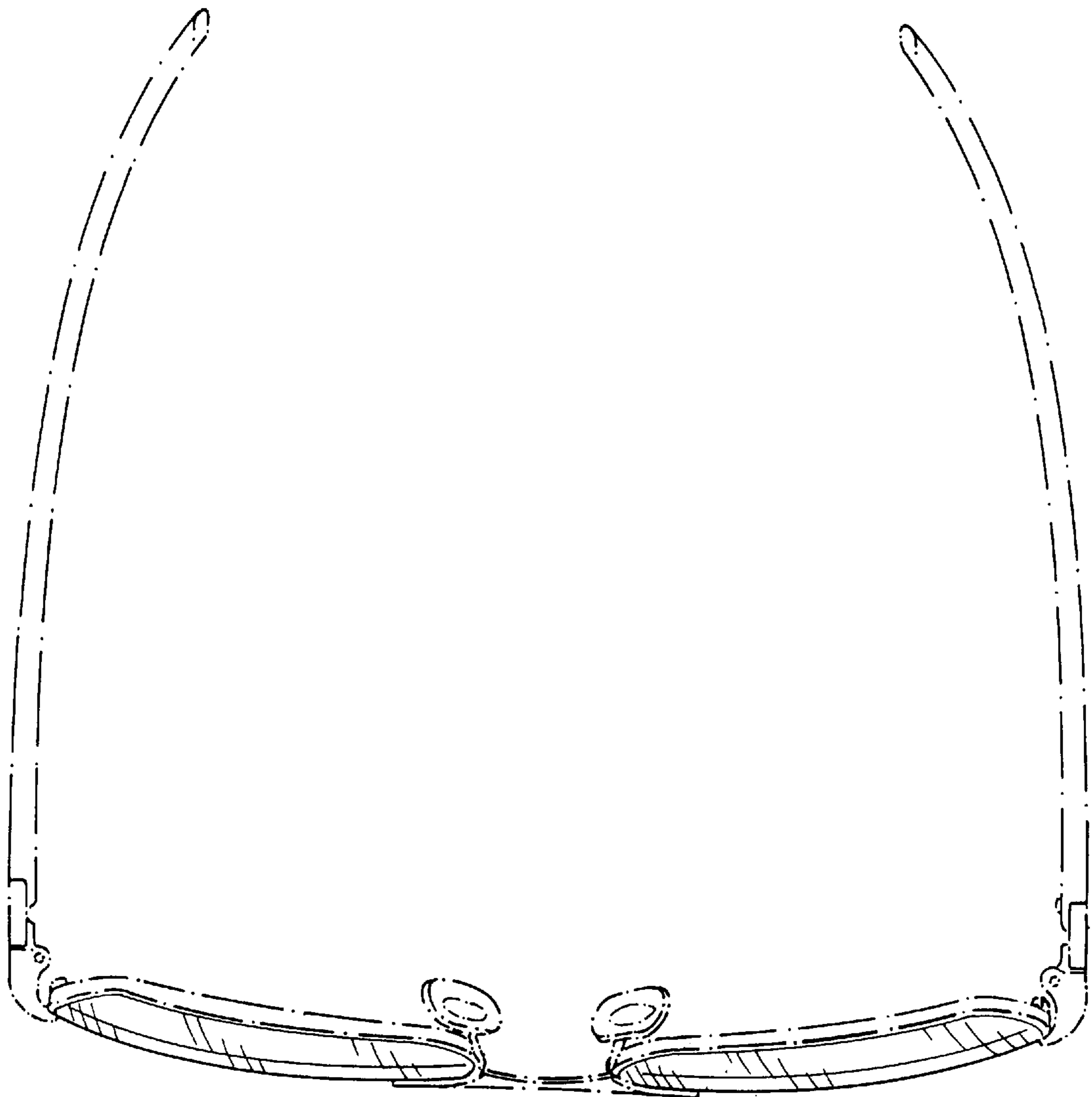


FIG. 7

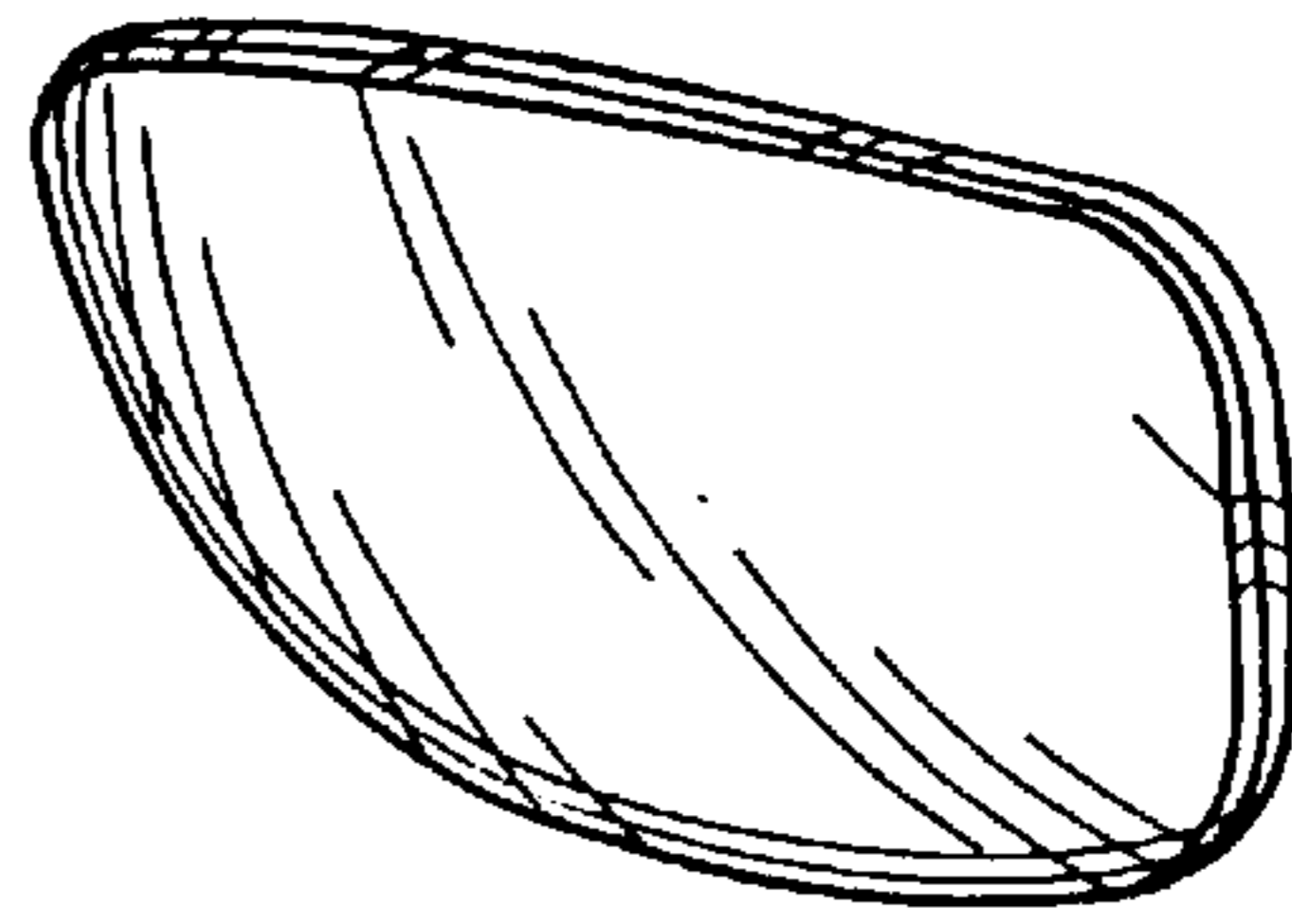


FIG. 8

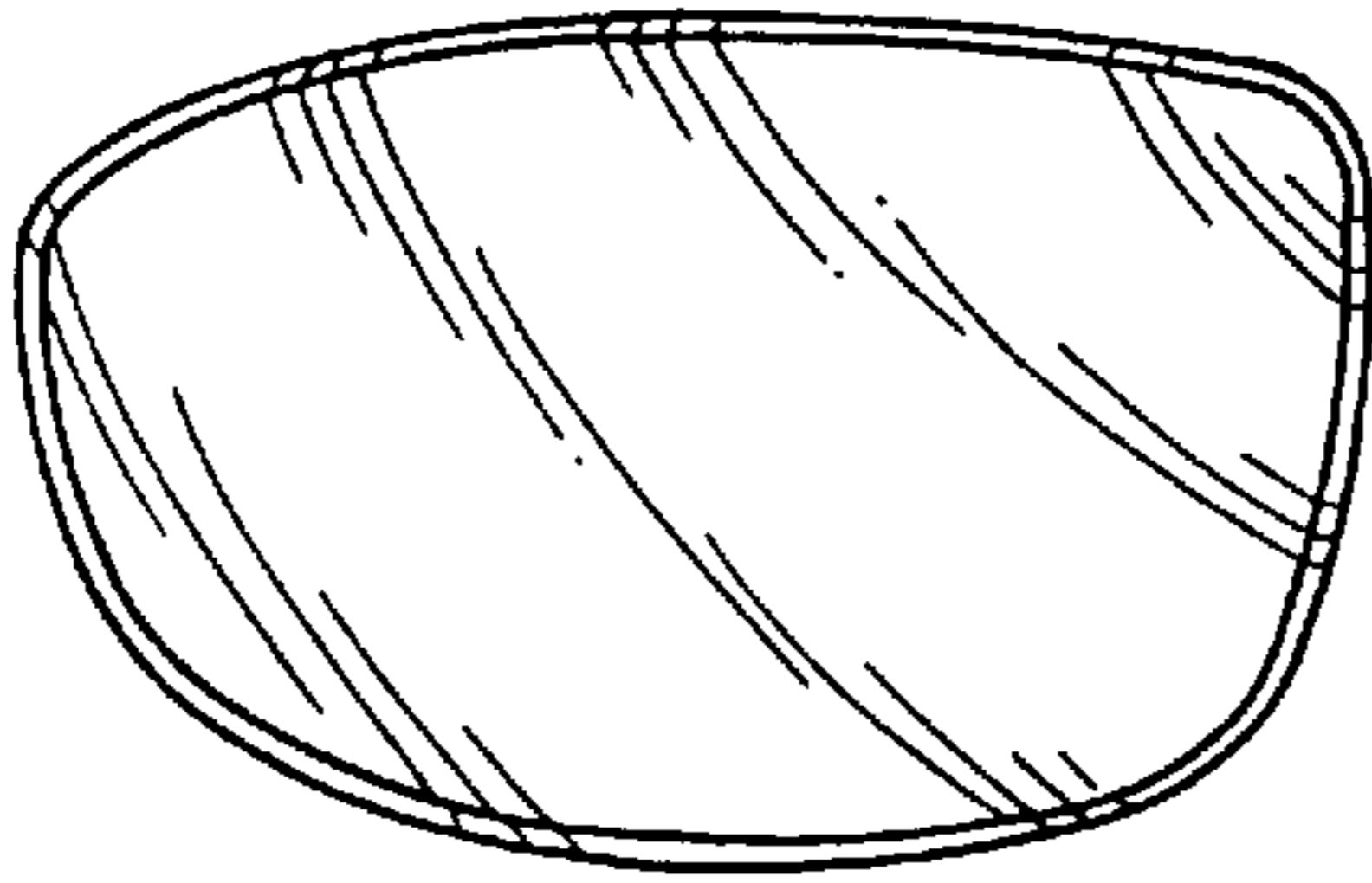


FIG. 9

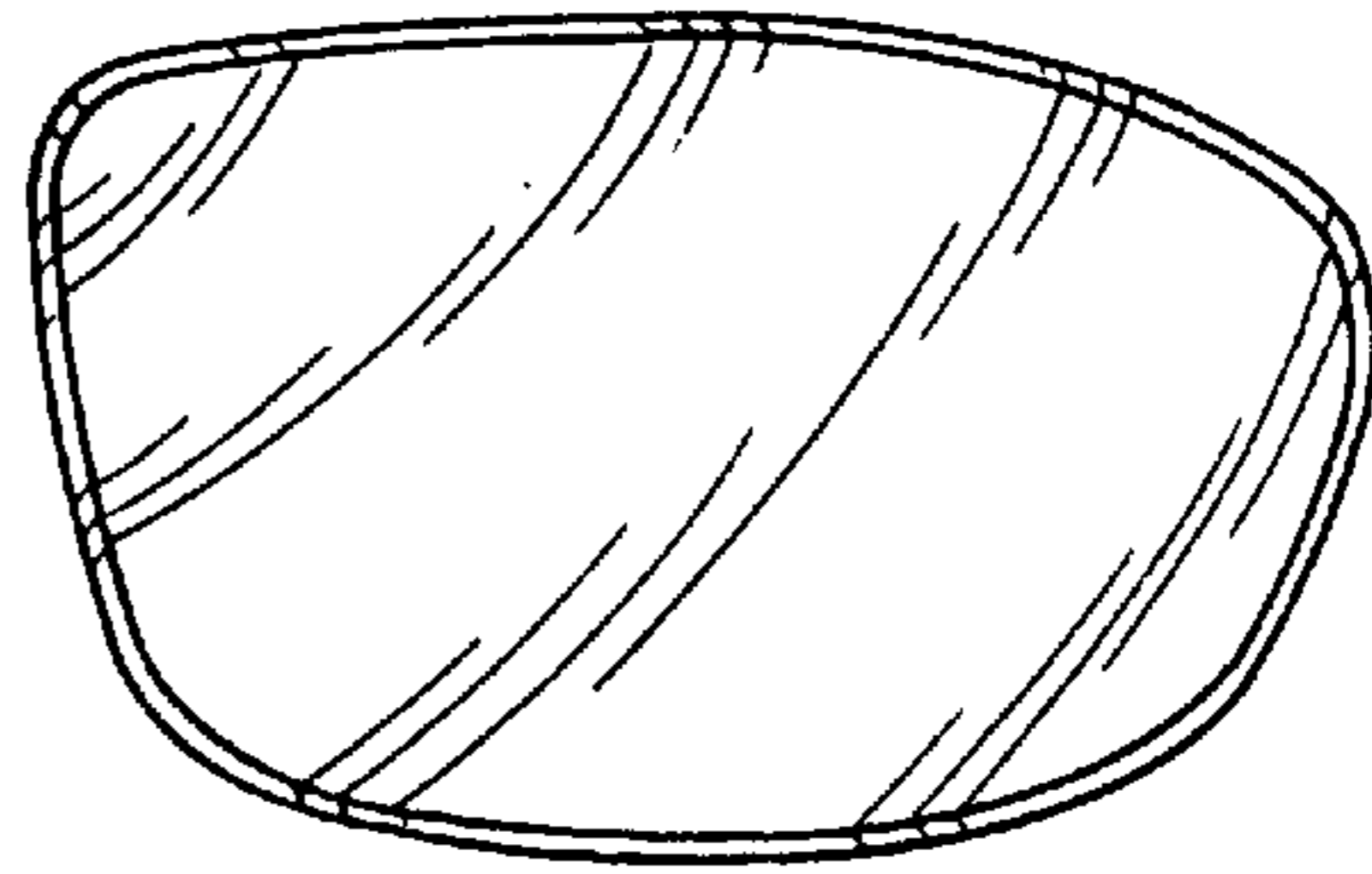


FIG. 10




FIG. 11



FIG. 12



FIG. 13



UNITED STATES PATENT AND TRADEMARK OFFICE
CERTIFICATE OF CORRECTION

PATENT NO. : Des. 398,933
DATED : September 29, 1998
INVENTOR(S) : Mark J. Flanagan

It is certified that error appears in the above-identified patent and that said Letters Patent is hereby corrected as shown below:

On the cover page, in the claim, change "an" to -- a --.

On the cover page, in the description, line 1, delete "front,".

On the cover page, in the description, line 1, delete "another embodiment of" and insert -- a pair of eyewear lenses showing -- therefor.

On the cover page, in the description, line 8, change "7" to -- 1 --.

On the cover page, in the description, line 12, change "1" to -- 8 --.

On the cover page, in the description, line 13, change "1" to -- 9 --.

On the cover page, in the description, line 14, change "1" to -- 8 --.

On the cover page, in the description, line 15, change "1" to -- 9 --.

Signed and Sealed this
Second Day of February, 1999

Attest:



Attesting Officer

Acting Commissioner of Patents and Trademarks