



US00D398906S

United States Patent [19]

Fynn et al.

[11] **Patent Number: Des. 398,906**

[45] **Date of Patent: **Sep. 29, 1998**

[54] **ENCLOSURE FOR A MINITOWER
PERSONAL COMPUTER**

[75] Inventors: **Shaun Fynn**, West Hollywood, Calif.;
Lorrie Vogel, Lake Oswego, Oreg.;
Jonathan Scheiner, Topanga, Calif.;
Greg Halus, Woodland Hills, Calif.;
John Arbak, Ventura, Calif.; **David
Hoard**, Sherman Oaks, Calif.; **Stan
Wada**, Tarzana, Calif.; **Phil Smith**,
Valencia, Calif.; **Martin M. Lotti**,
Frieburg, Switzerland

[73] Assignee: **Gateway 2000 Inc.**, North Sioux City,
S. Dak.

[**] Term: **14 Years**

[21] Appl. No.: **61,029**

[22] Filed: **Oct. 15, 1996**

[51] **LOC (6) Cl. 14-02**

[52] **U.S. Cl. D14/102**

[58] **Field of Search** D14/100, 102,
D14/107-109; D13/162, 184, 199; D6/432,
436, 445, 448; 312/208.1, 254, 292, 223.2;
360/99.12; 361/694-696

[56] **References Cited**

U.S. PATENT DOCUMENTS

D. 321,341 11/1991 Bao et al. D14/102

Primary Examiner—Freda Nunn
Attorney, Agent, or Firm—Schwegman, Lundberg,
Woessner & Kluth, P.A.

[57] **CLAIM**

The ornamental design for an enclosure for a minitower personal computer, as shown.

DESCRIPTION

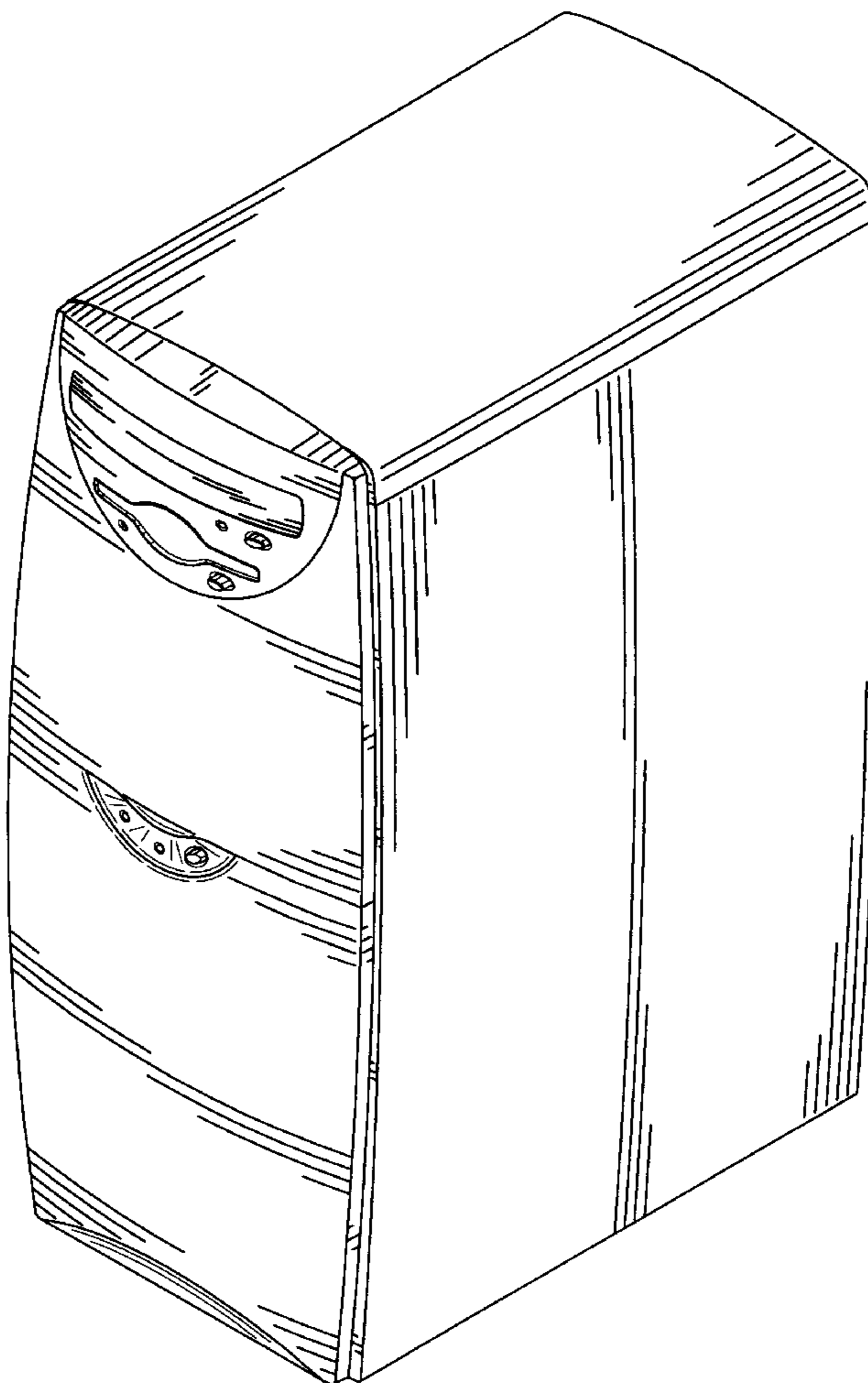
FIG. 1 is a right front perspective view of an enclosure for a minitower personal computer incorporating the new design;

FIG. 2 is a left side elevation of the enclosure of FIG. 1;

FIG. 3 is a rear elevation of the enclosure of FIG. 1; and,

FIG. 4 is a bottom plan of the enclosure of FIG. 1.

1 Claim, 2 Drawing Sheets



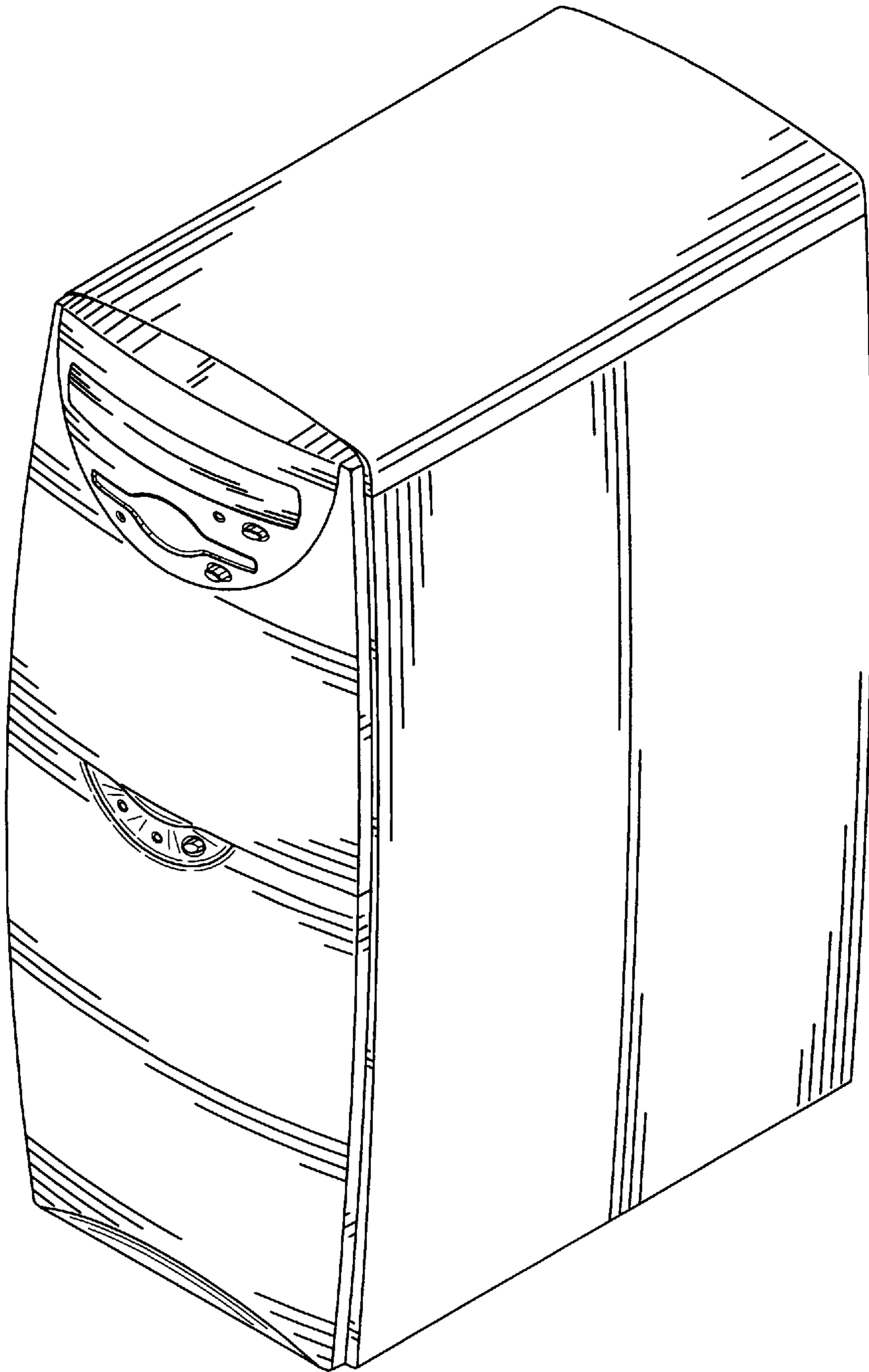


FIG. 1

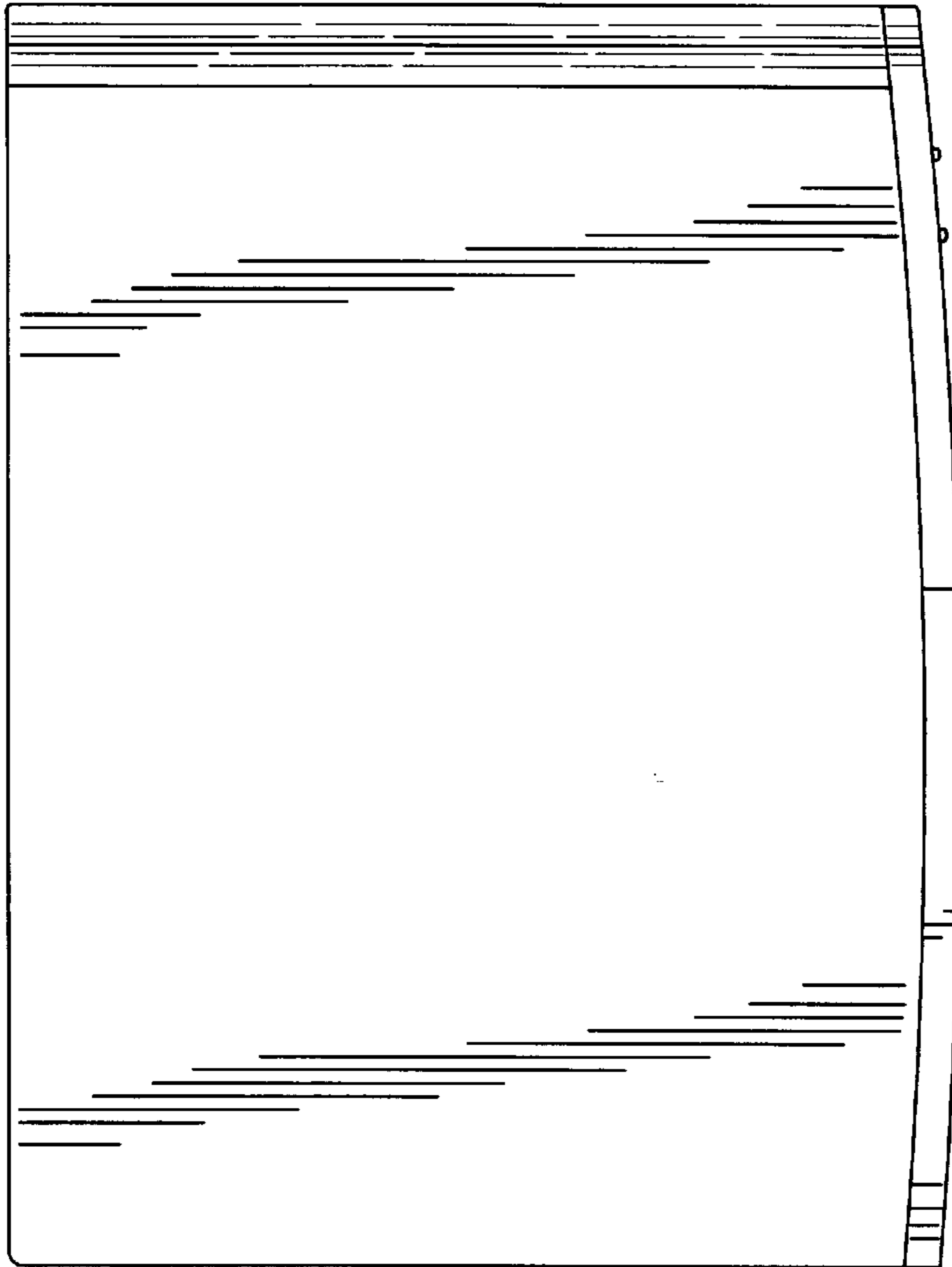


FIG. 2




FIG. 3

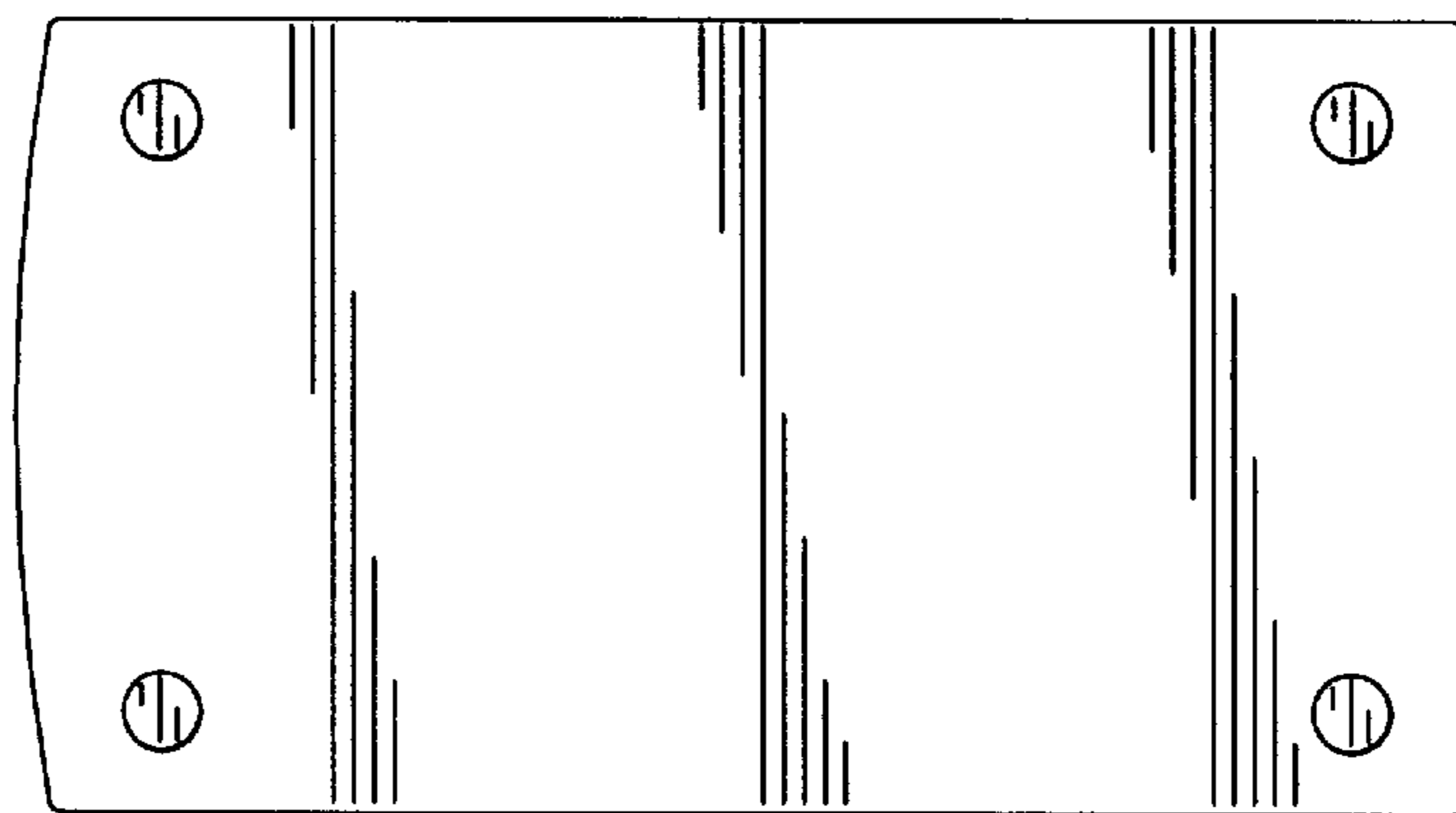


FIG. 4