



US00D398895S

United States Patent [19]

Thomas, Jr.

[11] **Patent Number: Des. 398,895**

[45] **Date of Patent: ***Sep. 29, 1998**

[54] **COMBINED RUNNING BOARD AND FENDER FLARES FOR A VEHICLE**

D. 340,905 11/1993 Orth, Sr. et al. D12/203
D. 342,476 12/1993 Beckett D12/203

[75] Inventor: **Paul Thomas, Jr.**, Clayhatchee, Ala.

[73] Assignee: **Tri-Glas Corporation**, Daleville, Ala.

[*] Notice: The portion of the term of this patent subsequent to Oct. 8, 2010, has been disclaimed.

[**] Term: **14 Years**

[21] Appl. No.: **27,432**

[22] Filed: **Aug. 22, 1994**

Related U.S. Application Data

[63] Continuation-in-part of Ser. No. 4,316, Feb. 1, 1993.

[51] **LOC (6) Cl.** **12-16**

[52] **U.S. Cl.** **D12/203**

[58] **Field of Search** D12/190, 203;
280/163, 164.1, 169, 848

[56] References Cited

U.S. PATENT DOCUMENTS

D. 277,470 2/1985 Matti D12/203
D. 297,230 8/1988 Huff D12/203
D. 307,413 4/1990 Bradley D12/203
D. 336,885 6/1993 Hart et al. D12/203

OTHER PUBLICATIONS

J.C. Whitney Catalog No. 540J ©1992, P100, Running boards/Fender Flares A & B top center of page.

Tri-glas Industries, Inc. Brochure Manufacturer's of the World's Finest Camper Tops. 6 pgs. Feb. 28, 1990.

Primary Examiner—A. Hugo Word

Assistant Examiner—Lavone D. Tabor

Attorney, Agent, or Firm—Kennedy, Davis & Kennedy

[57] CLAIM

The ornamental design for a combined running board and fender flares for a vehicle, as shown and described.

DESCRIPTION

FIG. 1 is a perspective view of a combined running board and fender flares for a vehicle showing my new design;

FIG. 2 is a top plan view thereof;

FIG. 3 is a bottom plan view thereof;

FIG. 4 is a front elevational view thereof;


FIG. 5 is a rear elevational view thereof;

FIG. 6 is a left end elevational view thereof; and,

FIG. 7 is a right end elevational view thereof.

The broken line showing of a vehicle in FIG. 1 is for illustrative purposes only and forms no part of the claimed design.

1 Claim, 2 Drawing Sheets



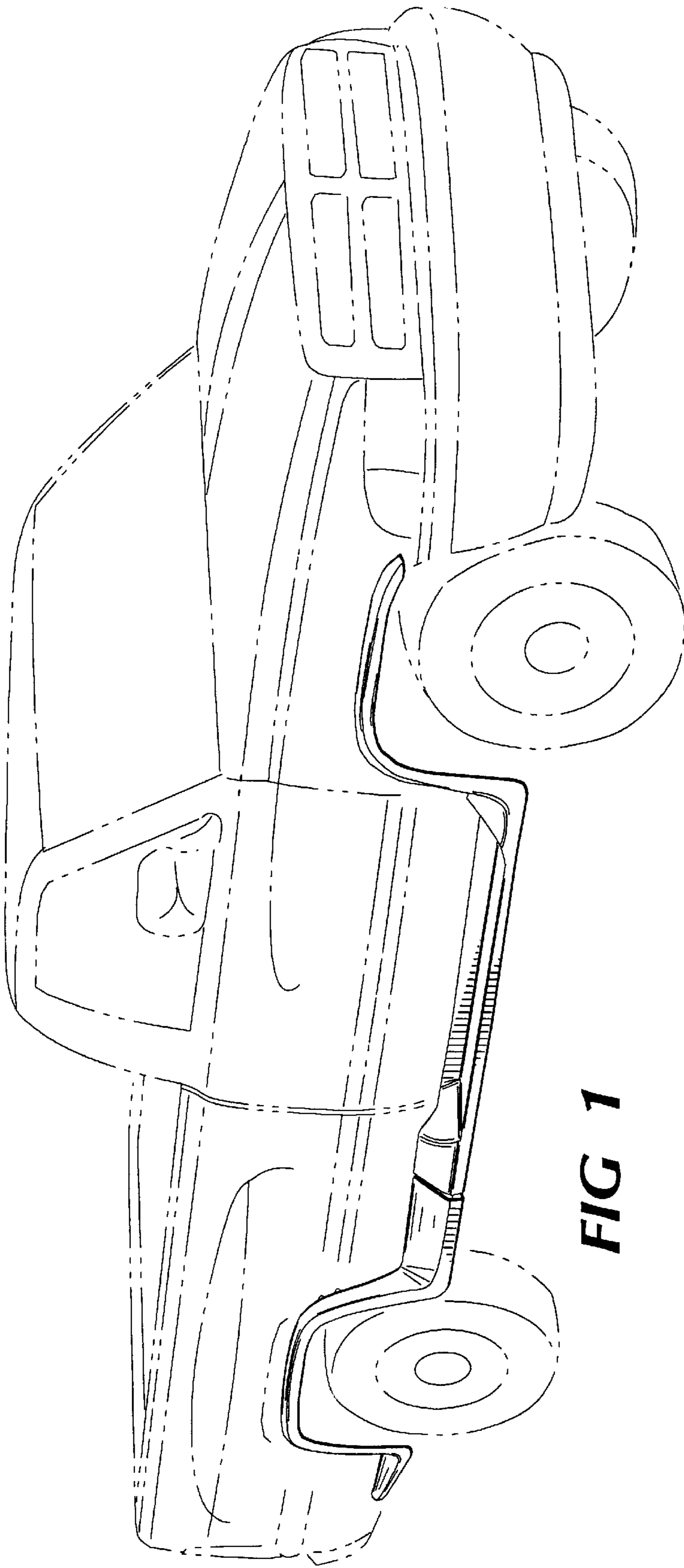


FIG 1



FIG 2



FIG 3

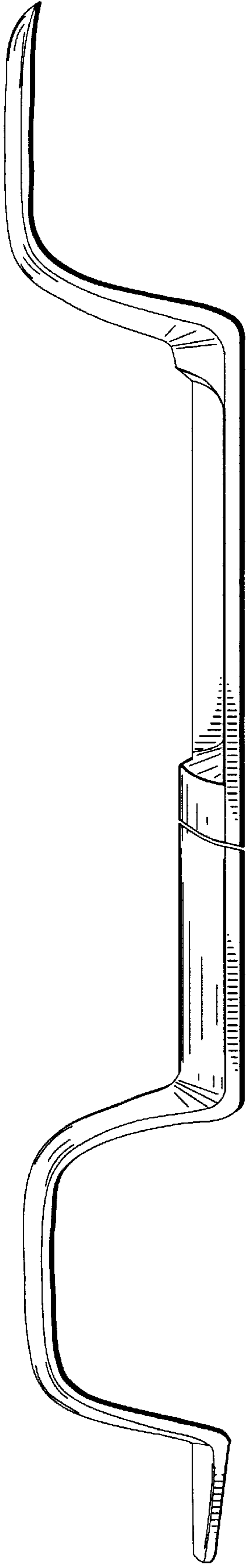


FIG 4

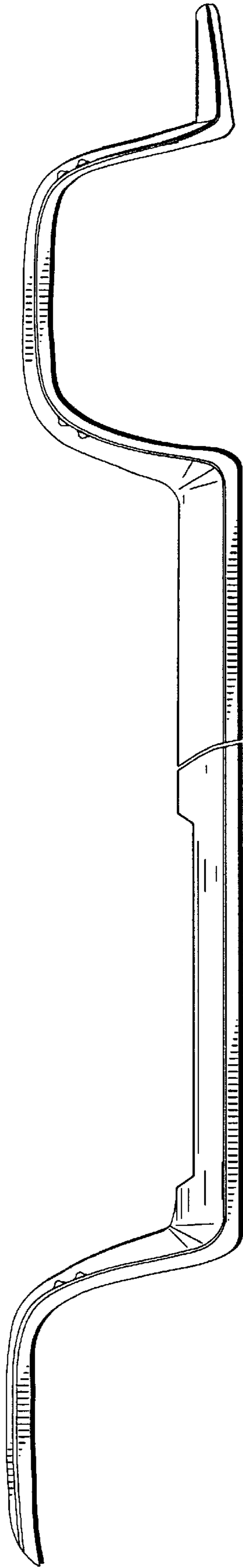


FIG 5

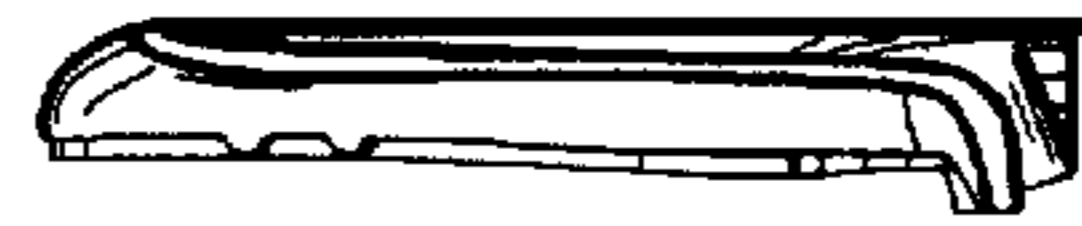


FIG 6




FIG 7