



US00D398890S

United States Patent [19]
Harpes et al.

[11] **Patent Number: Des. 398,890**
[45] **Date of Patent: **Sep. 29, 1998**

[54] **TIRE TREAD**

[75] Inventors: **Pierre Harpes**, Luxembourg,
Luxembourg; **Richard Heinen**,
Habay-la-Neuve, Belgium

[73] Assignee: **The Goodyear Tire & Rubber
Company**, Akron, Ohio

[**] Term: **14 Years**

[21] Appl. No.: **66,882**

[22] Filed: **Feb. 24, 1997**

[51] **LOC (6) Cl.** **12-15**

[52] **U.S. Cl.** **D12/147**

[58] **Field of Search** D12/136, 138,
D12/140-152; 152/209 A, 209 B, 209 D,
209 R

[56] **References Cited**

U.S. PATENT DOCUMENTS

- D. 241,242 8/1976 Candiliotis .
- D. 286,274 10/1986 Davis et al. .
- D. 288,082 2/1987 Nakaseko D12/147
- D. 290,826 7/1987 Nakaseko D12/147
- D. 301,855 6/1989 Ono .
- D. 338,179 8/1993 Miller et al. D12/147
- D. 339,776 9/1993 Hayakawa et al. .
- D. 364,136 11/1995 Killian .
- D. 364,594 11/1995 Krupa et al. D12/147
- D. 367,835 3/1996 Killian .
- D. 368,057 3/1996 Shirai et al. .
- D. 379,788 6/1997 Graas D12/147
- D. 382,520 8/1997 Harpes et al. D12/147
- 5,269,357 12/1993 Killian .
- 5,518,055 5/1996 Teeple et al. .

FOREIGN PATENT DOCUMENTS

- 1092700 5/1988 Benelux TM/Des. Off. .
- 1092800 5/1988 Benelux TM/Des. Off. .
- 1163700 12/1988 Benelux TM/Des. Off. .
- 1595603 4/1992 WIPO .

OTHER PUBLICATIONS

- Dunlop SP Sport 2000 Tire, 1995 Tread Design Guide, p. 23, Jan. 1995.
- Firestone Firehawk SS-10 Tire, 1995 Tread Design Guide, p. 27, Jan. 1995.
- Marshall Power Star 756 Tire, 1996 Tread Design Guide, p. 46, Feb. 1996.
- Firestone FR410 Tire, Tire Review Magazine, p. 37, May 1996.
- German Design Gazette, dated Apr. 25, 1990; M8907738 (Goodyear) p. 673.
- German Design Gazette, dated Nov. 24, 1990; M9003981 (Sumitomo) p. 3075.
- German Design Gazette, dated Mar. 10, 1995; M9407288 (Deutsche Semperit) p. 1160.
- German Design Gazette, dated Oct. 10, 1994; M9404599 (Yokohama) p. 4885.
- German Design Gazette, dated Dec. 24, 1991; M9102100 (Bridgestone/Firestone) and M9102807 (Sumitomo) p. 5531.
- German Design Gazette, dated Nov. 9, 1996; M8908950 (Sava Kranj), p. 459.

Primary Examiner—James Gandy
Assistant Examiner—Robert M. Spear
Attorney, Agent, or Firm—T. P. Lewandowski

[57] **CLAIM**

The ornamental design for a tire tread, as shown and described.

DESCRIPTION

FIG. 1 is a perspective view of a tire tread, it being understood that the pattern repeats uniformly throughout the circumference of the tread;

FIG. 2 is a front elevational view thereof;

FIG. 3 is a side elevational view thereof, the opposite side elevational view being identical thereto;

FIG. 4 is an enlarged fragmentary perspective view thereof; and,

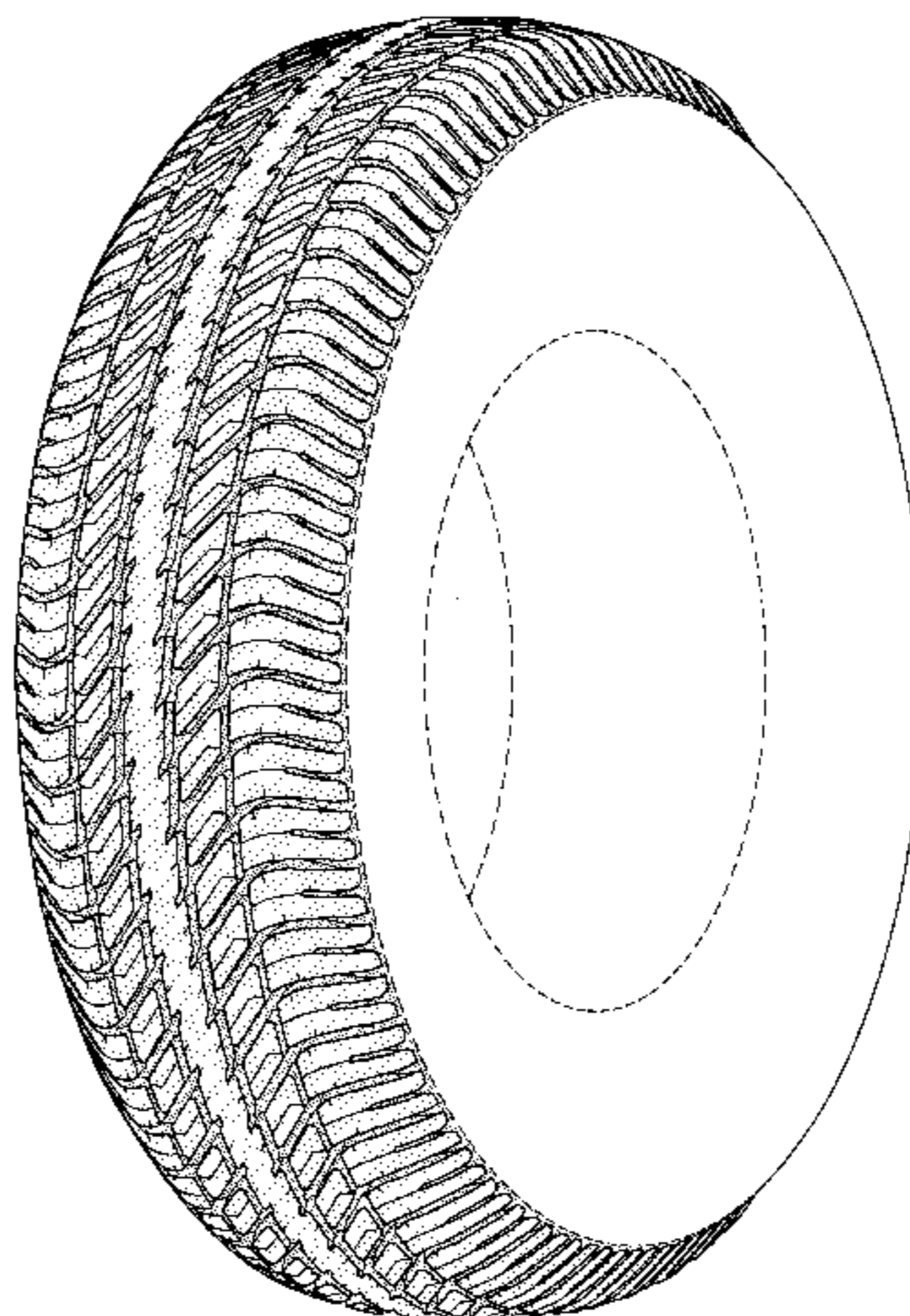


FIG. 5 is a front elevational view of a second embodiment of the tire tread, it being understood that the pattern repeats uniformly throughout the circumference of the tread, and that the side elevational views are substantially the same as that shown in FIG. 3.

In the drawings, the broken lines defining the inner bead of the sidewall and the peripheral boundary between the tire tread and the sidewall are for illustrative purposes only and form no part of the claimed design.

1 Claim, 5 Drawing Sheets

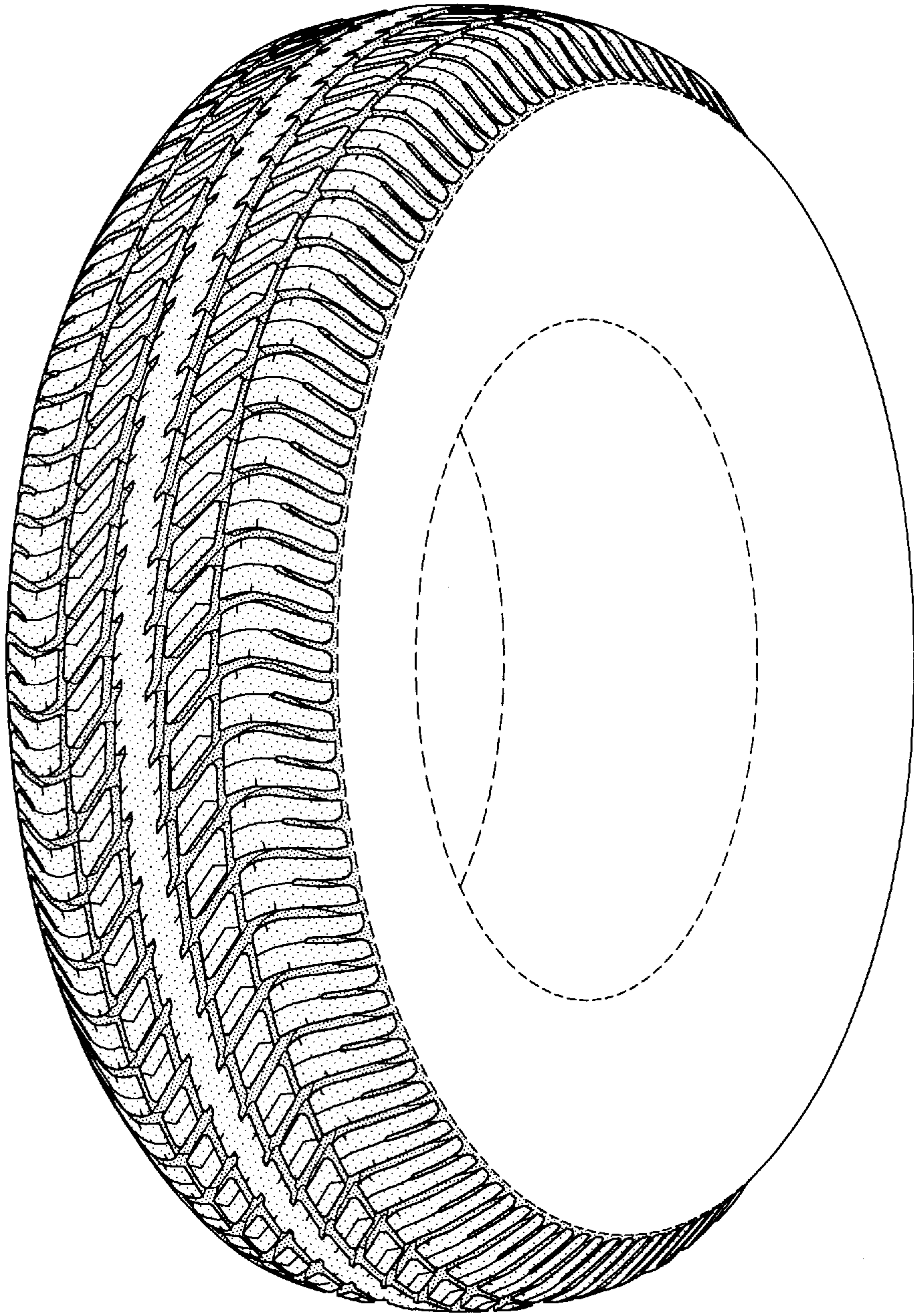


FIG-1

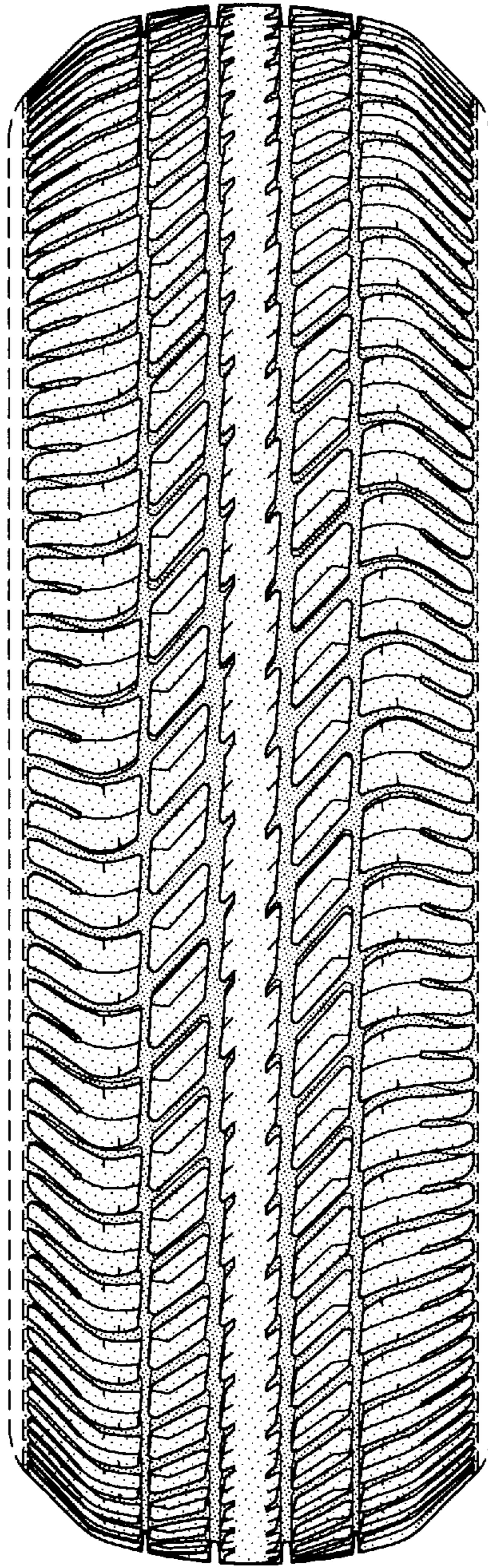


FIG-2

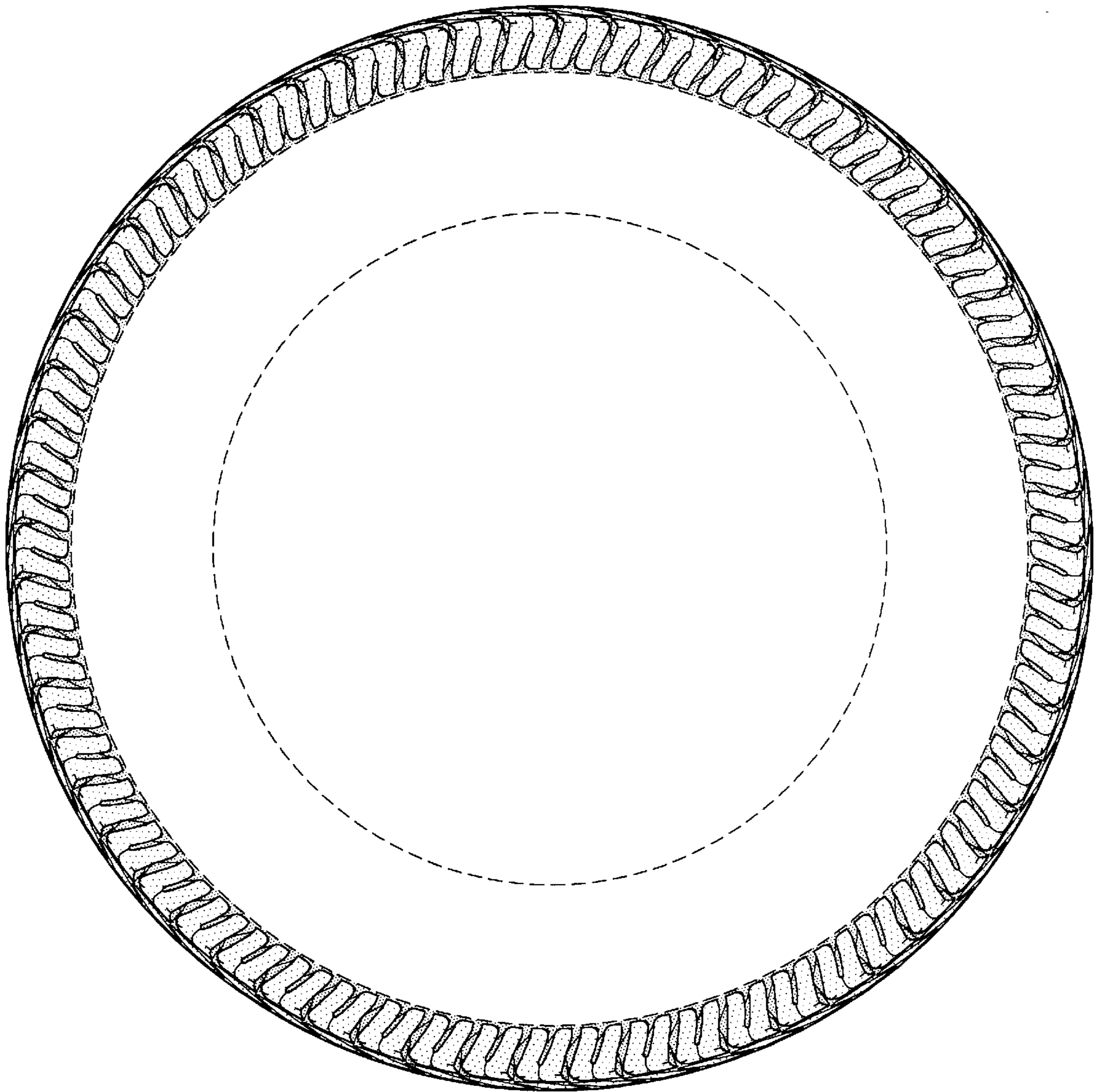


FIG-3

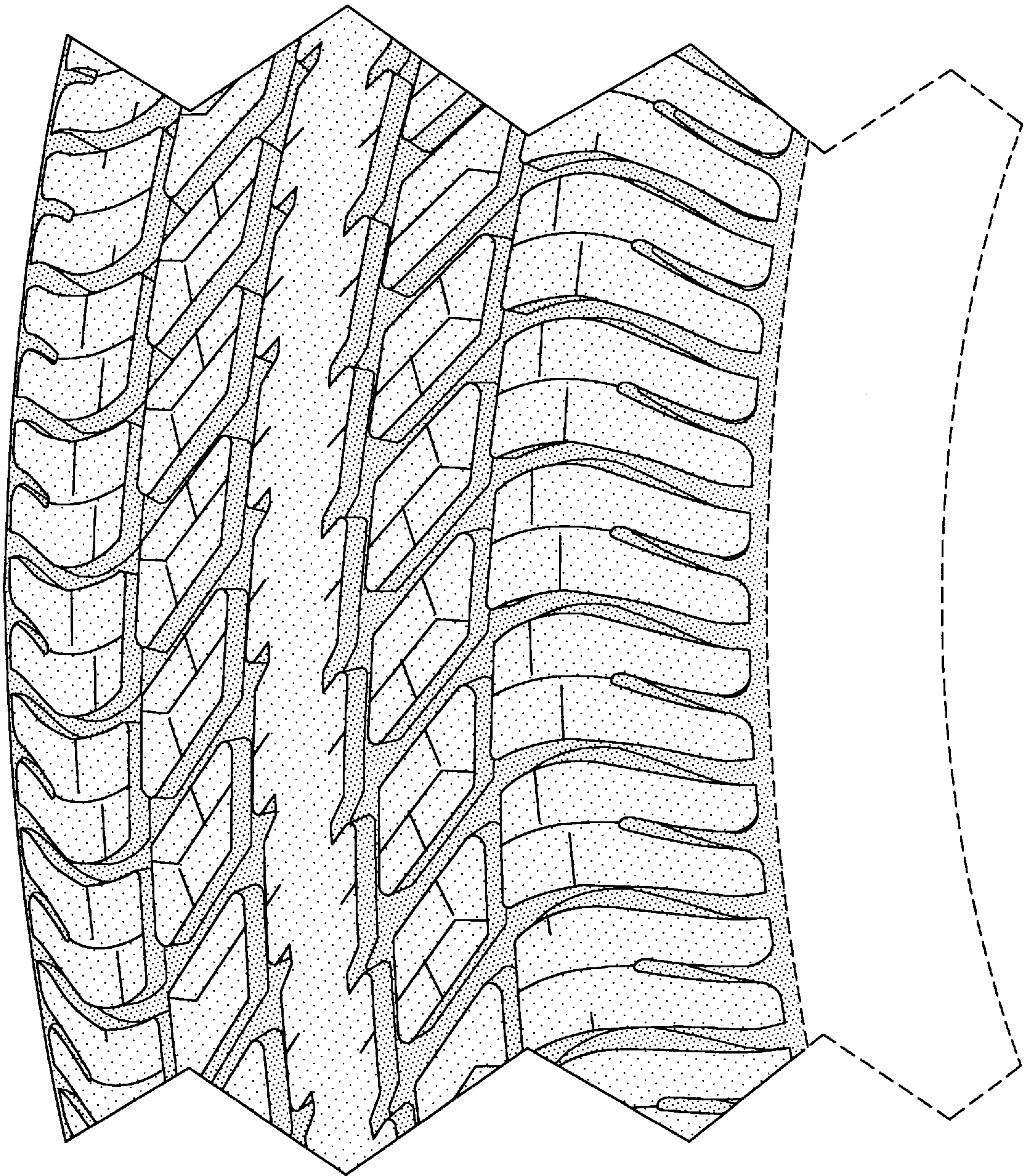


FIG-4

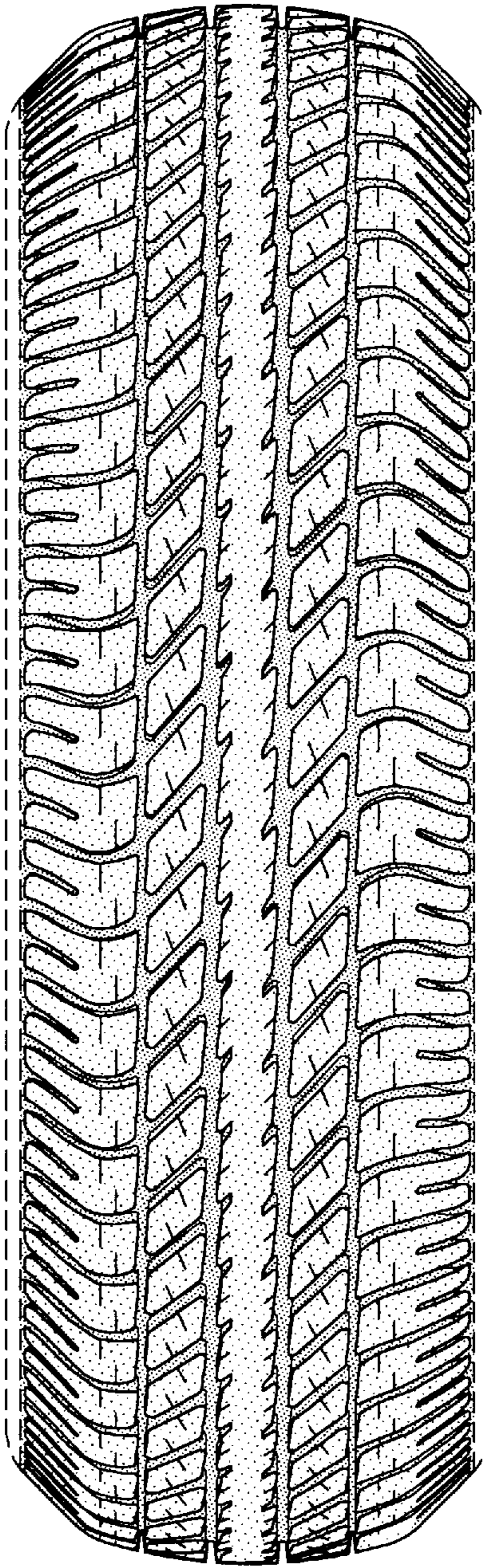


FIG-5