



US00D398882S

United States Patent [19] Powell

[11] **Patent Number: Des. 398,882**

[45] **Date of Patent: **Sep. 29, 1998**

[54] **MOTOR VEHICLE**

[75] Inventor: **Robert Powell**, Oberschleissheim, Germany

[73] Assignee: **Bayerische Motoren Werke Aktiengesellschaft**, Munich, Germany

[**] Term: **14 Years**

[21] Appl. No.: **53,048**

[22] Filed: **Apr. 12, 1996**

[30] **Foreign Application Priority Data**

Oct. 12, 1995 [DE] Germany M 95 08 173.9

[51] **LOC (6) Cl.** **12-08**

[52] **U.S. Cl.** **D12/88; D12/86**

[58] **Field of Search** D12/85-88, 107; D21/76, 78, 136; 296/185, 186

[56] **References Cited**

U.S. PATENT DOCUMENTS

- D. 215,089 9/1969 Jefferies D12/87
- D. 216,253 12/1969 Vithone D12/87
- D. 282,729 2/1986 Lunn D12/88
- D. 312,989 12/1990 Murata et al. D12/87
- D. 327,237 6/1992 Miyamoto et al. D12/87

OTHER PUBLICATIONS

Motor Trend, Jan. 1995, p. 16, Lotus Echo Automobile, 1995.

Primary Examiner—Melody N. Brown

Attorney, Agent, or Firm—Evenson, McKeown, Edwards & Lenahan, P.L.L.C.

[57] **CLAIM**

The ornamental design for a motor vehicle, as shown and described.

DESCRIPTION

FIG. 1 is a left-front perspective view of a motor vehicle according to my novel design;

FIG. 2 is a right-front perspective view of a motor vehicle according to my novel design;

FIG. 3 is a left side view of a motor vehicle according to my novel design;

FIG. 4 is a right side view of a motor vehicle according to my novel design;

FIG. 5 is a left-rear perspective view of a motor vehicle according to my novel design;


FIG. 6 is a right-rear perspective view of a motor vehicle according to my novel design;

FIG. 7 is a front view of a motor vehicle according to my novel design;

FIG. 8 is a rear view of a motor vehicle according to my novel design; and,

FIG. 9 is a top view of a motor vehicle according to my novel design.

1 Claim, 9 Drawing Sheets






Fig. 1




Fig. 2




Fig. 3




Fig. 4




Fig. 5




Fig. 6




Fig. 7




Fig. 8




FIG. 9