



US00D398878S

**United States Patent** [19]  
**Middleton, Sr.**

[11] **Patent Number: Des. 398,878**

[45] **Date of Patent: \*\*Sep. 29, 1998**

[54] **WATCH BAND JACKET**

*Primary Examiner*—Ralf Seifert

[76] Inventor: **Whitmer R. Middleton, Sr.**, 1724  
White Water Rd., Lancaster, Pa. 17603

[57] **CLAIM**

The ornamental design of a watch band jacket, as shown.

[\*\*] Term: **14 Years**

**DESCRIPTION**

[21] Appl. No.: **70,827**

FIG. 1 is a front plan view of the watch band jacket of the present invention;

[22] Filed: **May 16, 1997**

FIG. 2 is a back plan view of the watch band jacket of FIG. 1;

[51] **LOC (6) Cl.** ..... **11-01**

FIG. 3 is a left side plan view of the watch band jacket of FIG. 1;

[52] **U.S. Cl.** ..... **D11/86; D11/3**

FIG. 4 is a right side plan view of the watch band jacket of FIG. 1;

[58] **Field of Search** ..... **D10/32; 63/3, 63/21; 224/164, 165, 170**

FIG. 5 is a top plan view of the watch band jacket of FIG. 1;

[56] **References Cited**

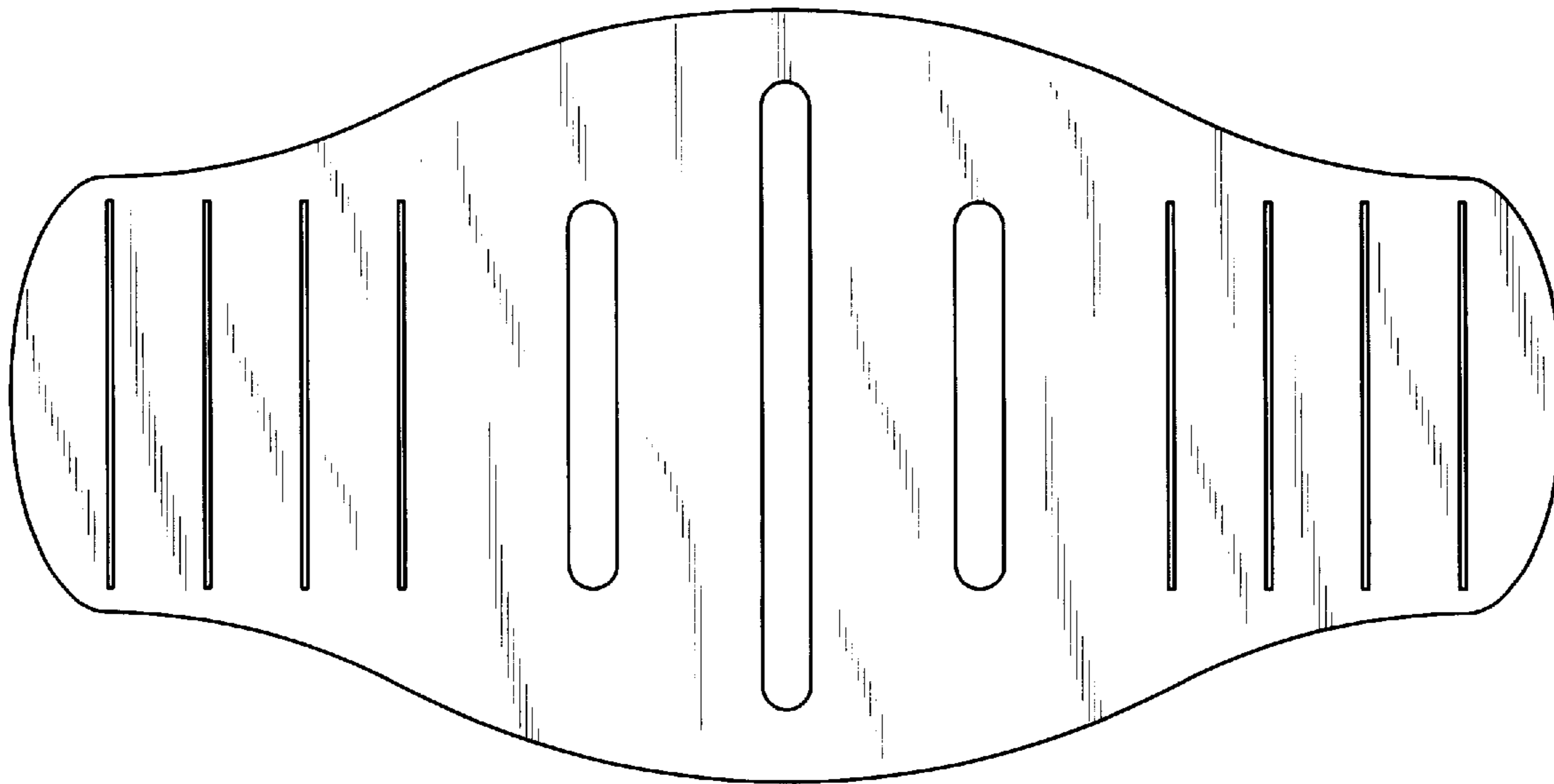
**U.S. PATENT DOCUMENTS**

D. 142,404	9/1945	Greenberg	.....	D11/3
D. 372,878	8/1996	Finnegan	.....	D11/3
D. 383,993	9/1997	Kallbach	.....	D11/3
4,757,926	7/1988	Leo	.....	D3/21
5,332,135	7/1994	Fletcher	.....	224/164

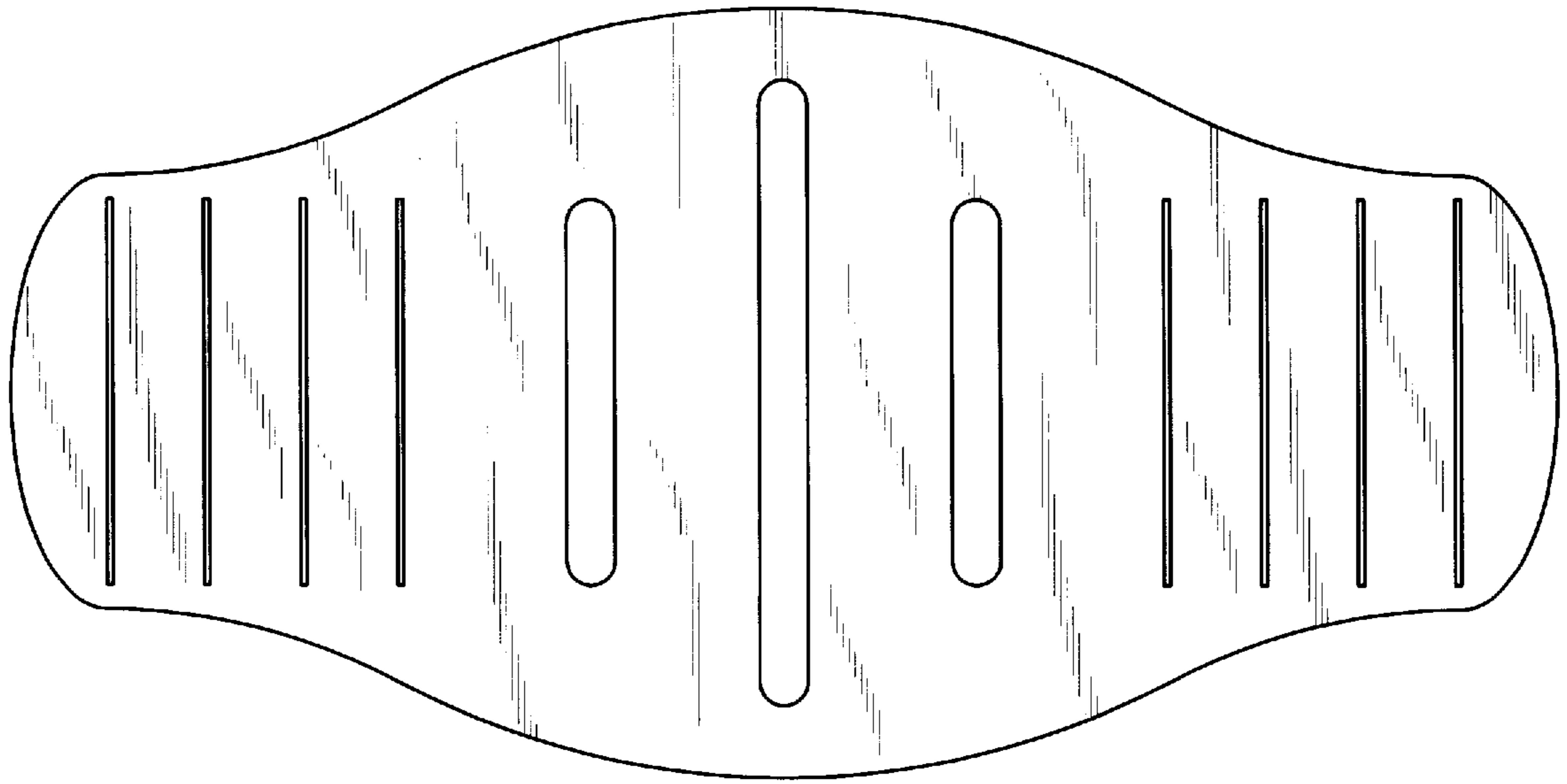
FIG. 6 is a bottom plan view of the watch band jacket of FIG. 1; and,

FIG. 7 is a perspective view of the watch band jacket of FIG. 1.

**1 Claim, 3 Drawing Sheets**



*FIG. 1*



*FIG. 2*

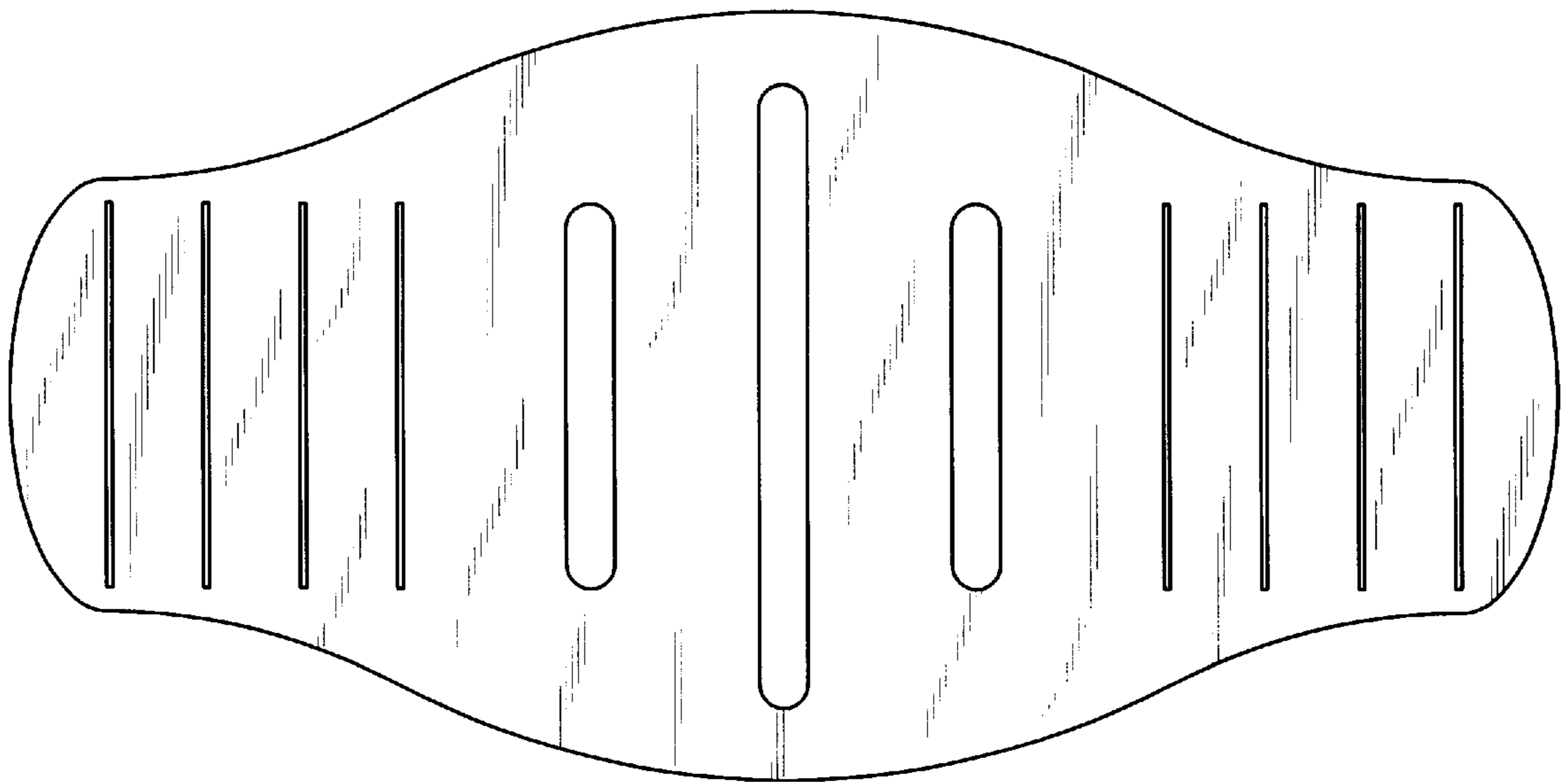


FIG. 3

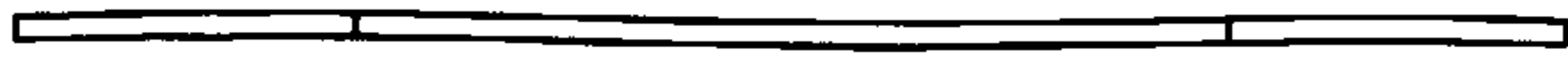


FIG. 4




FIG. 5



FIG. 6



FIG. 7

