



US00D398874S

United States Patent [19] Cerato

[11] **Patent Number: Des. 398,874**

[45] **Date of Patent: **Sep. 29, 1998**

[54] **ORNAMENTAL CHAIN**

[75] Inventor: **Silverio Cerato**, Mussolente, Italy

[73] Assignee: **Silmar S.p.A.**, Romano D'Ezzelino, Italy

[**] Term: **14 Years**

[21] Appl. No.: **72,372**

[22] Filed: **Jun. 16, 1997**

[51] **LOC (6) Cl.** **11-01**

[52] **U.S. Cl.** **D11/25**

[58] **Field of Search** D11/1-25, 93,
D11/94; 59/78, 80, 81, 82, 83, 84; 63/1.1,
2, 3, 4, 5.1, 5.2

[56] **References Cited**

U.S. PATENT DOCUMENTS

- D. 139,043 10/1944 Boots D11/25
- D. 163,418 5/1951 Rodriguez D11/25
- D. 165,718 1/1952 Meyerson D11/25

- D. 335,103 4/1993 Bichi D11/6
- D. 365,777 1/1996 Scortecci et al. D11/12
- D. 366,006 1/1996 Scortecci et al. D11/12

Primary Examiner—Ralf Seifert
Attorney, Agent, or Firm—Bucknam and Archer

[57] **CLAIM**

The ornamental design for an ornamental chain, as shown and described.

DESCRIPTION

FIG. 1 is a front view of an ornamental chain showing my new design;
FIG. 2 is a right side view of the chain shown in FIG. 1;
FIG. 3 is a rear view of the chain of FIGS. 1 and 2;
FIG. 4 is a left side view of the chain of FIGS. 1, 2 and 3;
FIG. 5 is a top view of the chain; and,
FIG. 6 is a bottom view of the chain.

The dot dash lines, shown on the ends of each figure, are representative of the indeterminate length of the chain.

1 Claim, 1 Drawing Sheet



FIG. 1




FIG. 2



FIG. 3




FIG. 4



FIG. 5

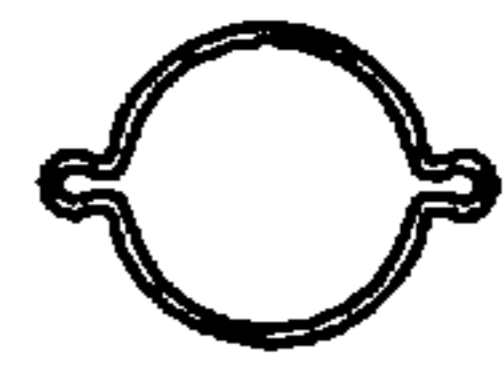


FIG. 6

