



US00D398870S

# United States Patent [19]

Konen et al.

[11] Patent Number: **Des. 398,870**

[45] Date of Patent: **\*\*Sep. 29, 1998**

[54] FISH TAPE

[75] Inventors: **Bruce P. Konen**, Aurora; **Jason R. Lieving**, Byron, both of Ill.

[73] Assignee: **Ideal Industries, Inc.**, Sycamore, Ill.

[\*\*] Term: **14 Years**

[21] Appl. No.: **60,788**

[22] Filed: **Oct. 7, 1996**

[51] LOC (6) Cl. .... **10-04**

[52] U.S. Cl. .... **D10/72**

[58] Field of Search ..... D10/72; 33/755-770;  
242/390.1, 396.2, 396.7, 397.2

[56] **References Cited**

**U.S. PATENT DOCUMENTS**

- D. 351,561 10/1994 Moffatt et al. .
- 2,689,709 9/1954 Waldschmidt .
- 2,788,952 4/1957 Axelsen .
- 3,424,435 1/1969 Niemann .
- 3,528,644 9/1970 Scott .

- 3,549,127 12/1970 Niemann .
- 3,568,947 3/1971 Oprins .
- 3,601,330 8/1971 Minobe .
- 4,092,780 6/1978 Trethewey et al. .
- 4,522,349 6/1985 Clerk ..... 242/396.7

*Primary Examiner*—Antoine Duval Davis  
*Attorney, Agent, or Firm*—Dorn, McEachran, Jambor & Keating

[57] **CLAIM**

The ornamental design for a fish tape, as shown and described.

**DESCRIPTION**

FIG. 1 is a perspective view of our design;  
FIG. 2 is a front elevational view of our design;  
FIG. 3 is a left hand side elevational view of our design;  
FIG. 4 is a top plan view of our design;  
FIG. 5 is a rear elevational view of our design;  
FIG. 6 is a right hand side elevational view of our design;  
and,  
FIG. 7 is a bottom plan view of our design.

**1 Claim, 3 Drawing Sheets**

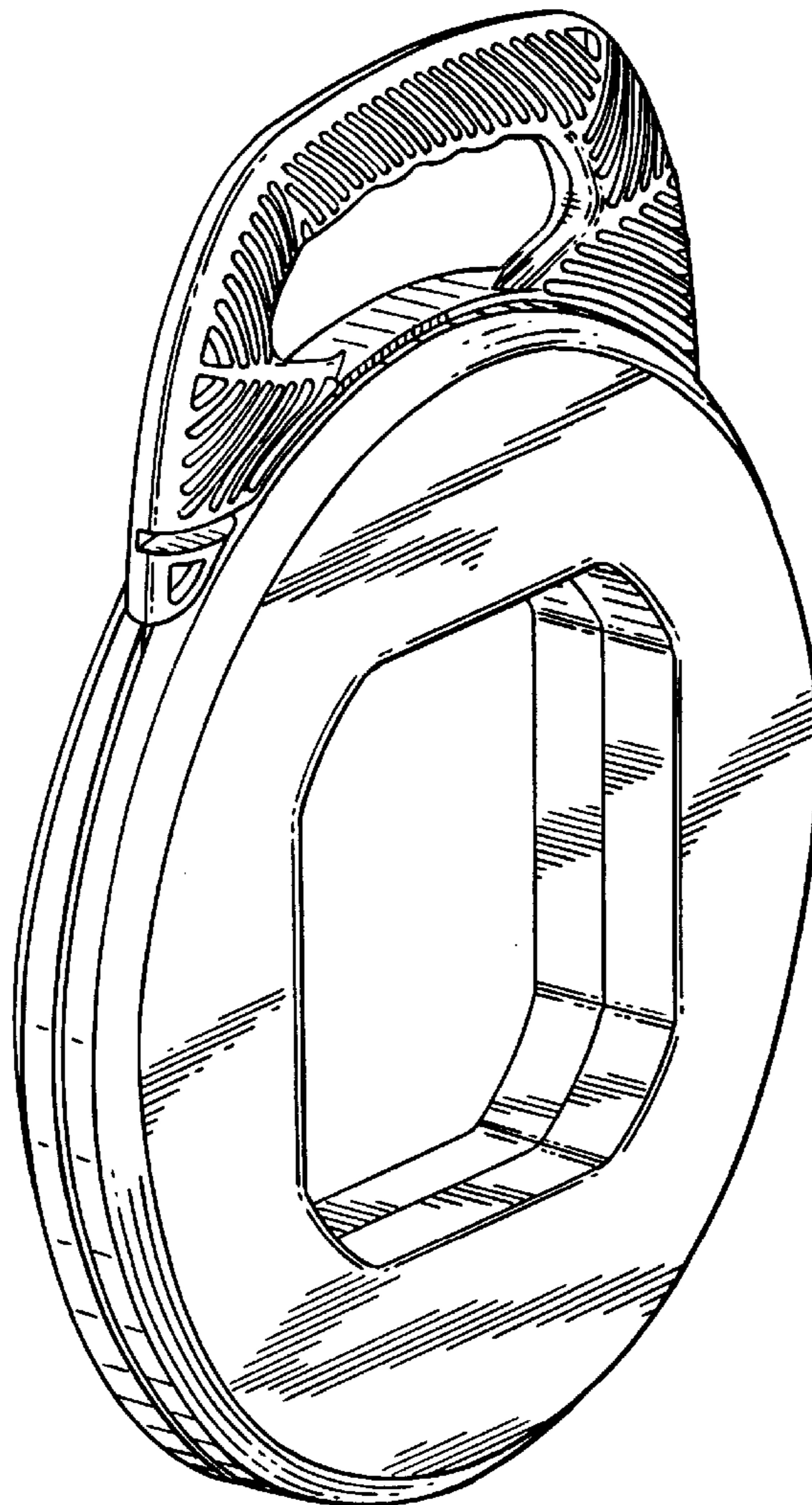


Fig. 1.

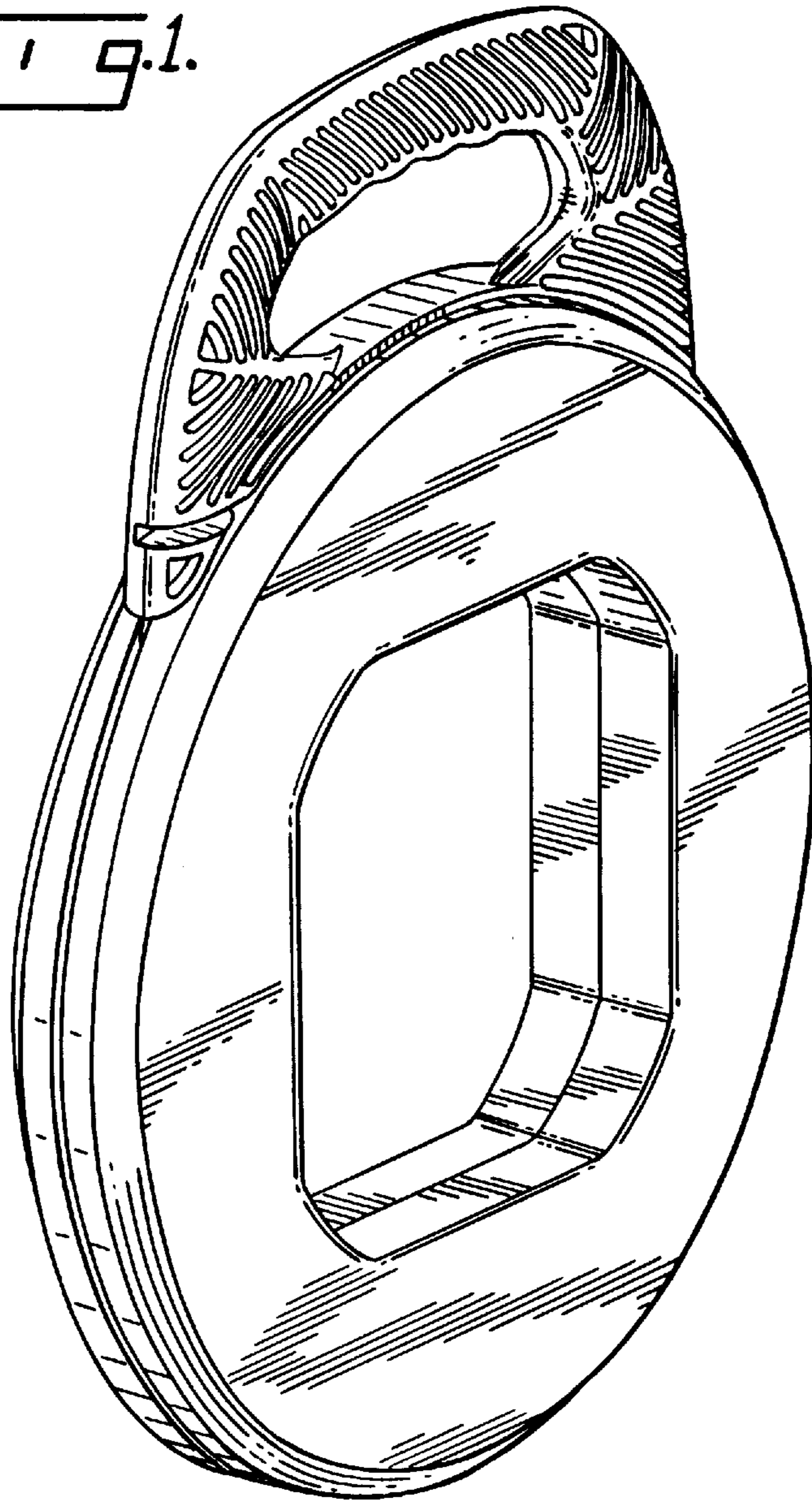


FIG. 2.

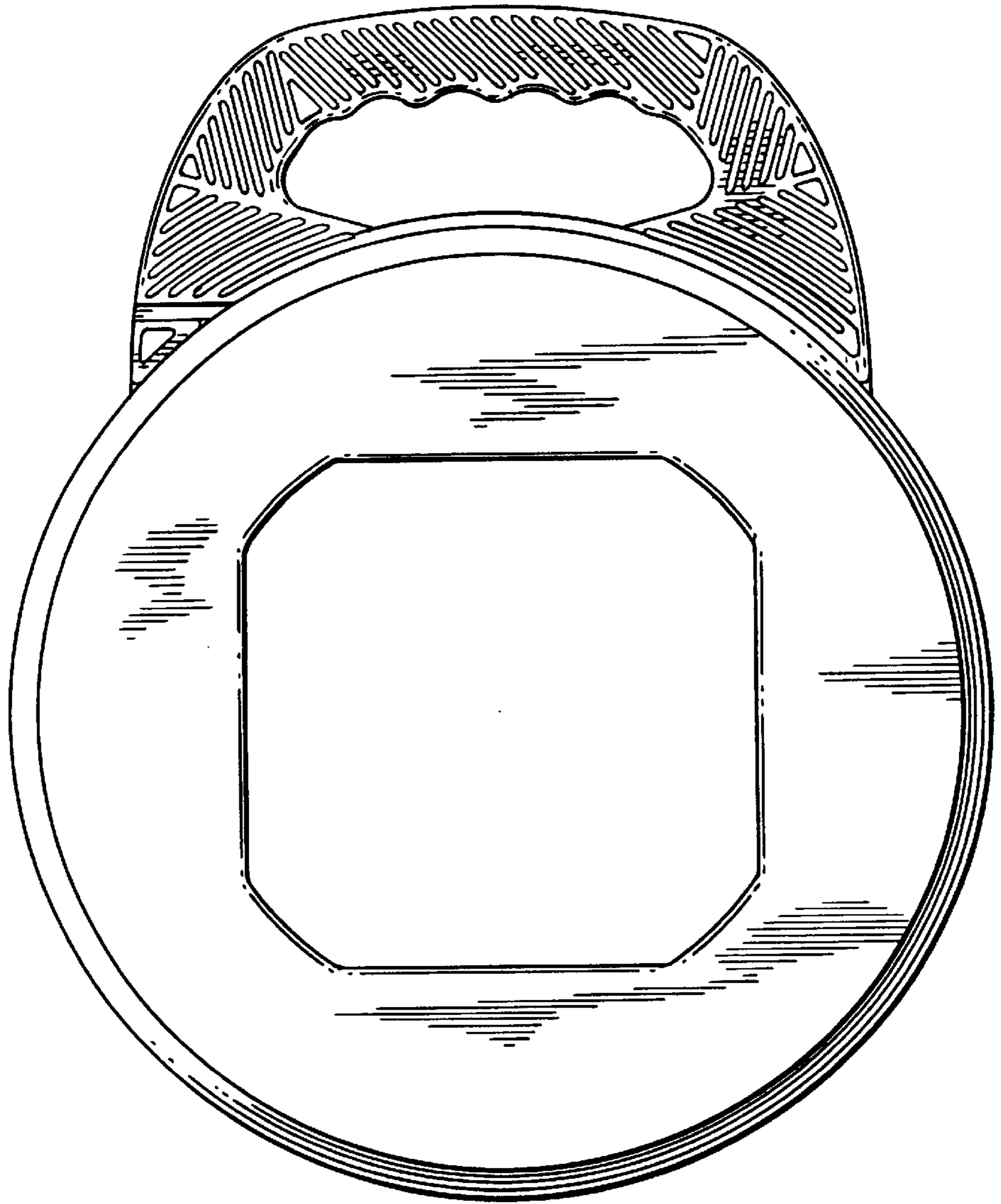


FIG. 3.




FIG. 4.




FIG. 5.

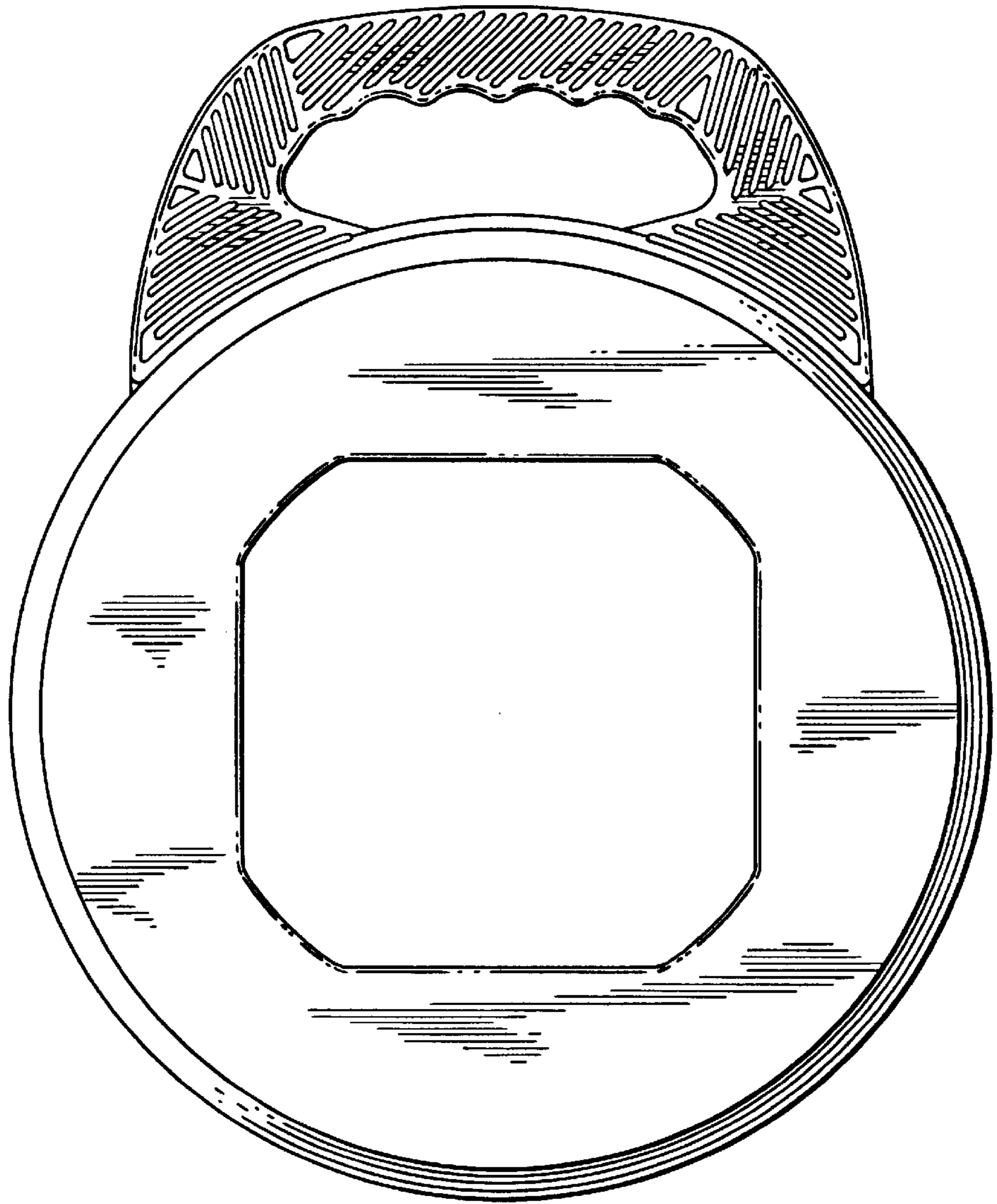


FIG. 6.



FIG. 7.

