



US00D398851S

# United States Patent [19]

Gaiser et al.

[11] **Patent Number: Des. 398,851**

[45] **Date of Patent: \*\*Sep. 29, 1998**

[54] **DISPENSING CLOSURE WITH PRESSURE ACTUATED VALVE**

[75] Inventors: **Rick Gaiser**, Spring Grove; **Valentin Hierzer**, Arlington Heights; **Robert Simpson**, Grays Lake, all of Ill.

[73] Assignee: **Zeller Plastik, Inc.**

[\*\*] Term: **14 Years**

[21] Appl. No.: **76,273**

[22] Filed: **Aug. 28, 1997**

[51] **LOC (6) Cl.** ..... **09-07**

[52] **U.S. Cl.** ..... **D9/447; D9/453**

[58] **Field of Search** ..... D9/435, 436, 447, D9/448, 449, 450, 452, 453, 454, 300, 503, 504, 529; 215/200, 235, 252, 256; 222/494, 525, 541.5, 541.6

[56] **References Cited**

**U.S. PATENT DOCUMENTS**

D. 223,812 6/1972 Long ..... D9/453

D. 323,461 1/1992 Beck ..... D9/447  
5,007,555 4/1991 Beck ..... 215/235 X  
5,588,562 12/1996 Sander et al. .... 222/541.6 X  
5,680,965 10/1997 Beck ..... 222/541.5 X

*Primary Examiner*—James Gandy  
*Assistant Examiner*—Cathron B. Matta  
*Attorney, Agent, or Firm*—Kane, Dalsimer, Sullivan, Kurucz, Levy, Eisele and Richard, LLP

[57] **CLAIM**

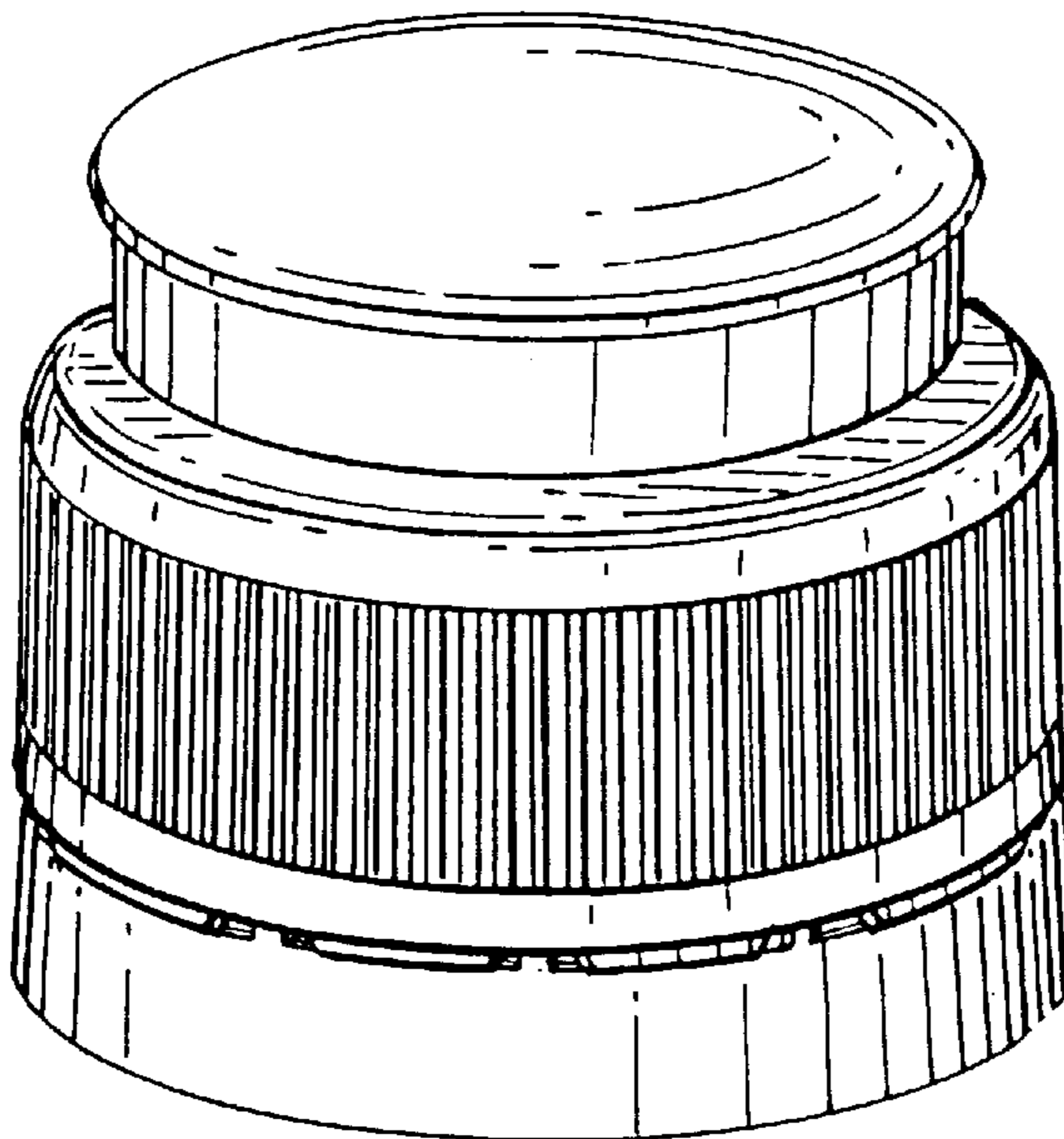
The ornamental design for a dispensing closure with pressure actuated valve, as shown and described.

**DESCRIPTION**

FIG. 1 is a perspective view of a dispensing closure with pressure actuated valve showing our design; FIG. 2 is a front elevational view thereof, all elevational views being a mirror image thereof; and, FIG. 3 is a top plain view thereof.

The bottom and interior of the closure form no part of the claimed design.

**1 Claim, 1 Drawing Sheet**



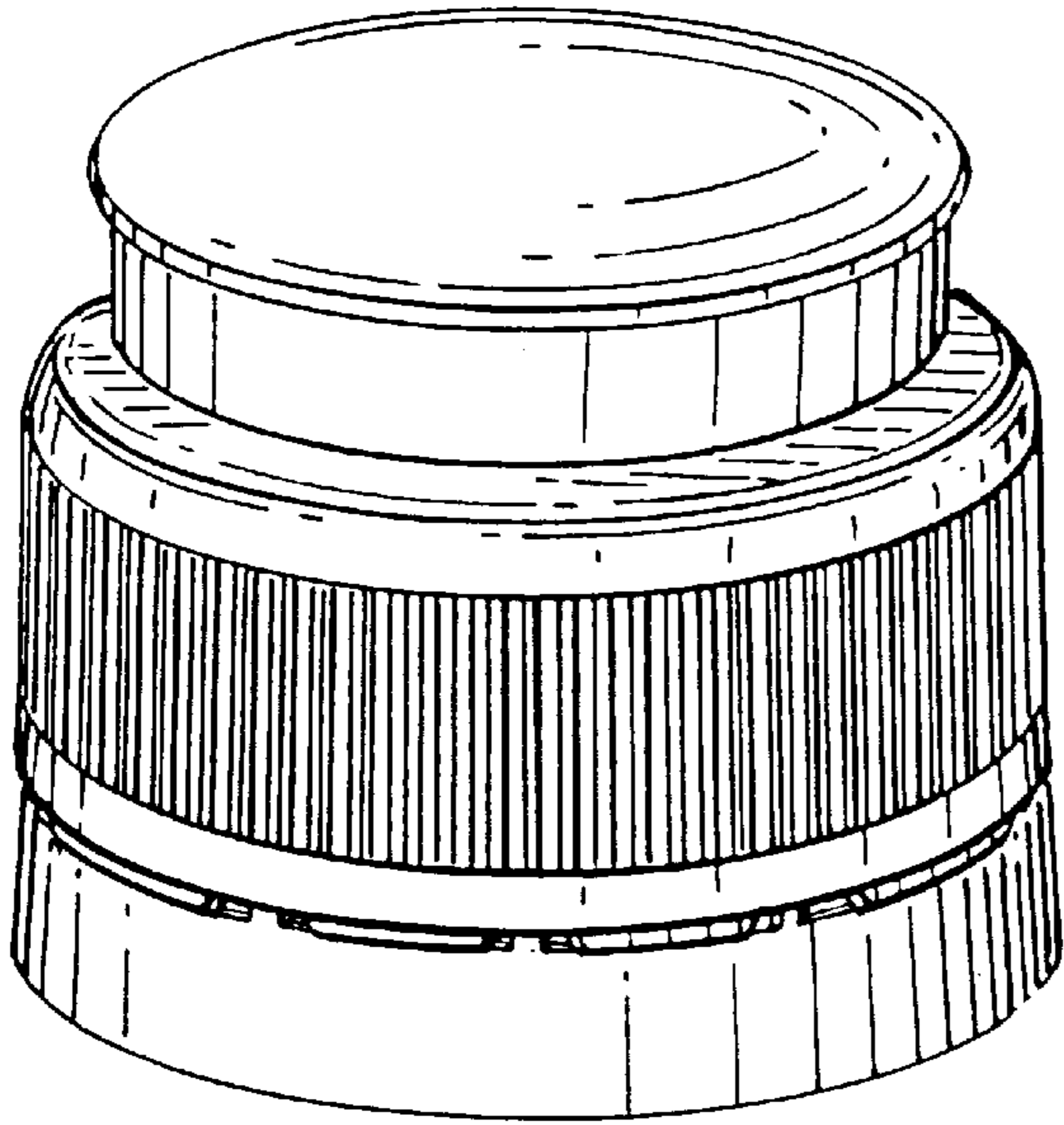


FIG. 1

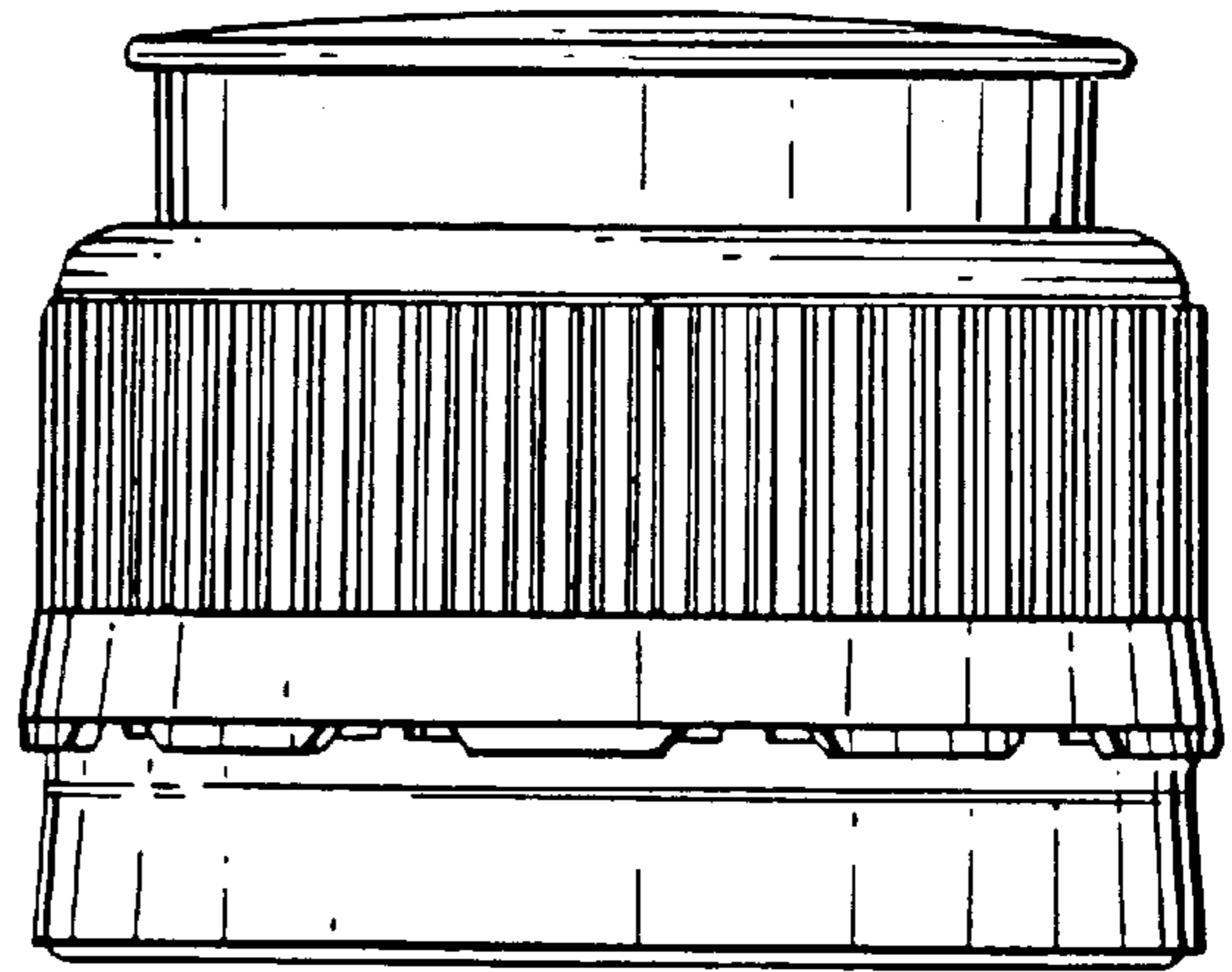


FIG. 2

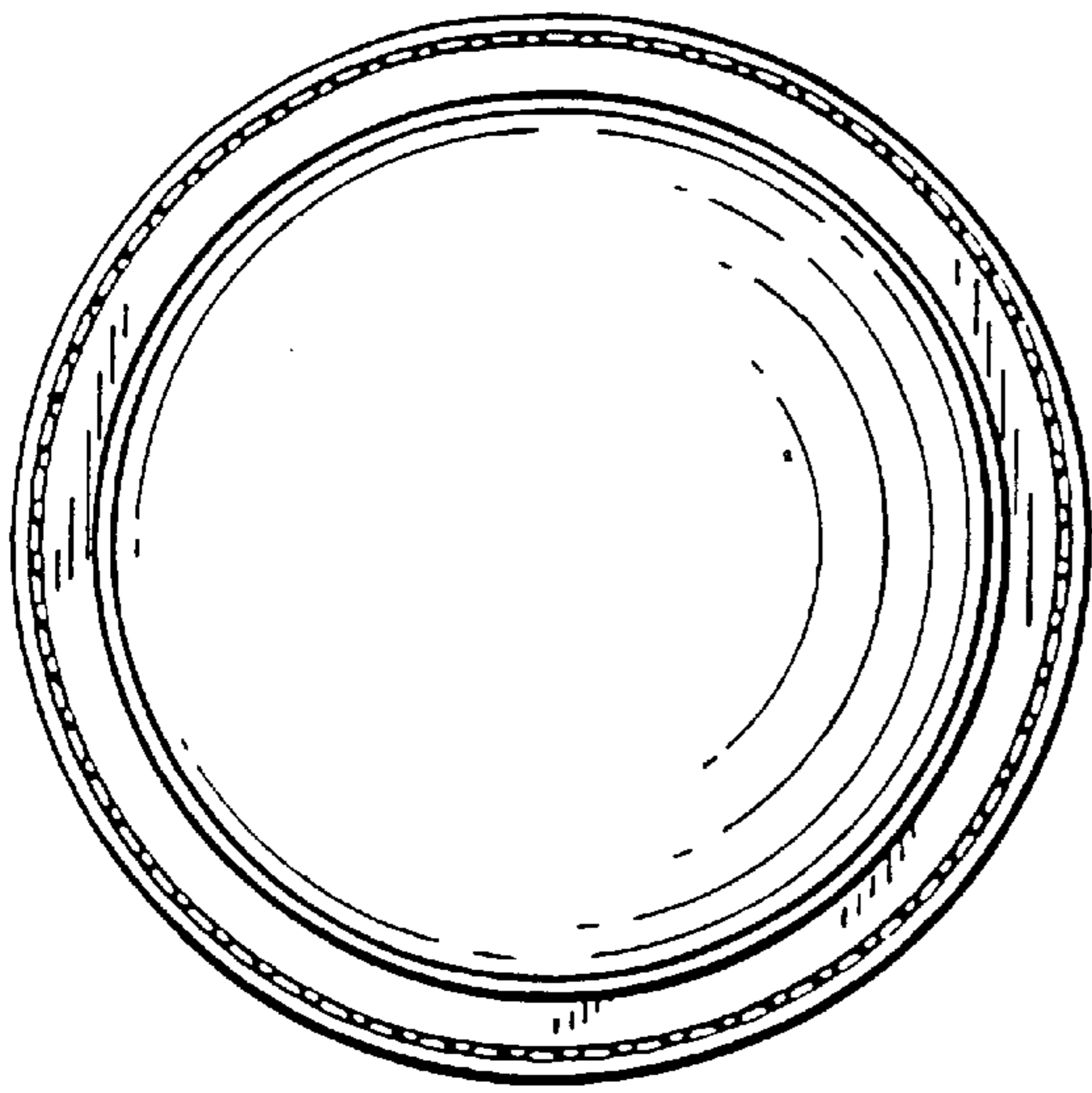


FIG. 3