



US00D398849S

United States Patent [19]

[11] **Patent Number: Des. 398,849**

Hamilton et al.

[45] **Date of Patent: **Sep. 29, 1998**

[54] **PACKAGE**

[75] Inventors: **Jonathan Christopher Hamilton,**
Tariffville; **Paul K. Metaxatos,**
Collinsville; **David William**
Schweitzer, West Hartford, all of Conn.

D. 310,462	9/1990	Schoen	D9/415 X
D. 353,092	12/1994	Green	D9/415
D. 365,984	1/1996	Hofmann	D9/415
5,209,354	5/1993	Thornhill et al.	206/461 X
5,377,855	1/1995	Cook, Jr. et al.	220/4.23
5,405,005	4/1995	White	220/4.23 X
5,441,150	8/1995	Ma	220/339 X

[73] Assignee: **American Saw & Mfg. Company,** East
Longmeadow, Mass.

Primary Examiner—Prabhakar G. Deshmukh
Attorney, Agent, or Firm—Howrey & Simon

[**] Term: **14 Years**

[21] Appl. No.: **79,649**

[57] CLAIM

[22] Filed: **Aug. 20, 1997**

The ornamental design for a package, as shown and described.

Related U.S. Application Data

DESCRIPTION

[62] Division of Ser. No. 58,625, Aug. 13, 1996, Pat. No. Des. 387,275.

FIG. 1 is a top plan view of a package showing our new design;

[51] **LOC (6) Cl.** **09-07**

FIG. 2 is a bottom plan view thereof;

[52] **U.S. Cl.** **D9/425**

[58] **Field of Search** D9/420-425, 414,
D9/337, 432; 206/775-778, 541, 461-471,
557, 518; 220/5, 24, 253, 337, 339, 351,
355, 23.8

FIG. 3 is a right side elevational view thereof;

FIG. 4 is a left side elevational view thereof;

FIG. 5 is a front elevational view thereof; and,

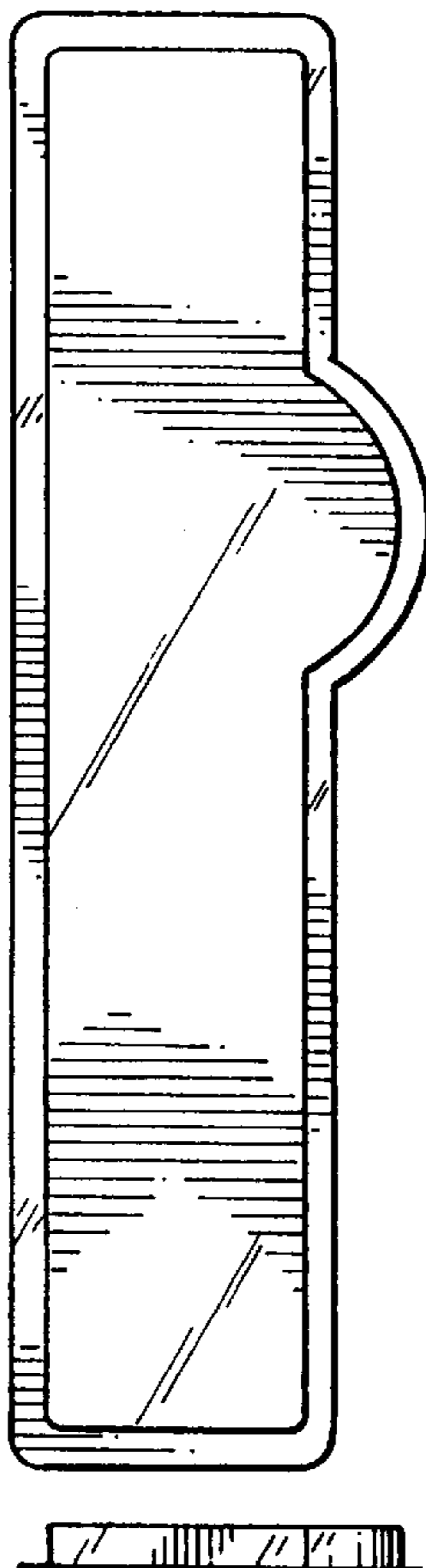
FIG. 6 is a rear elevational view thereof.

[56] References Cited

U.S. PATENT DOCUMENTS

D. 292,776 11/1987 Cugley D9/415

1 Claim, 2 Drawing Sheets



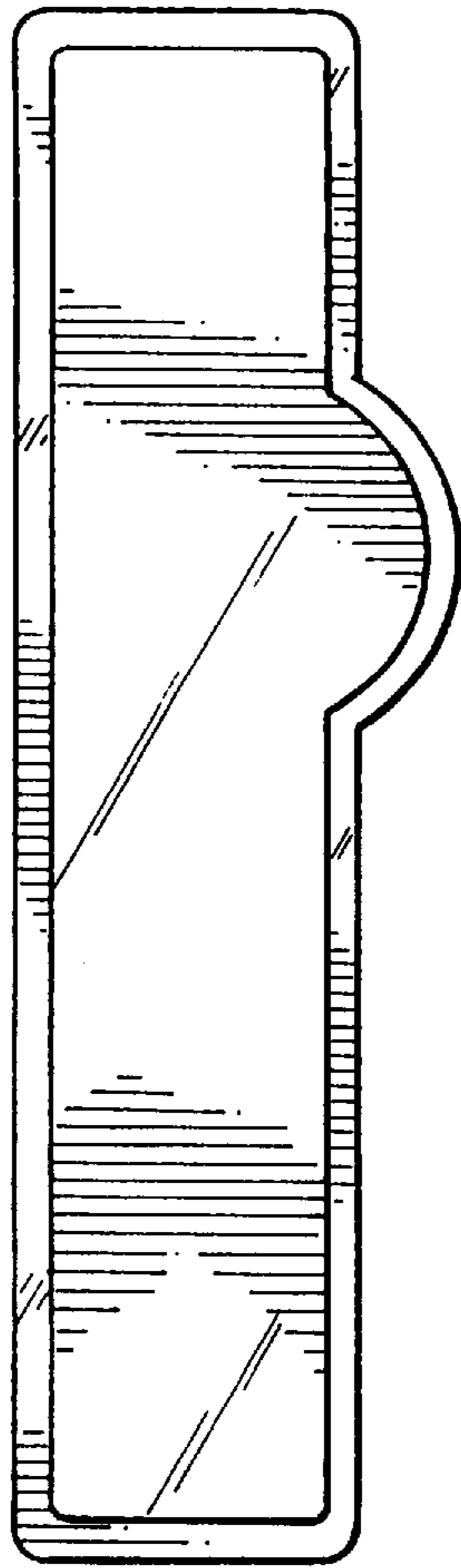


FIG. 1

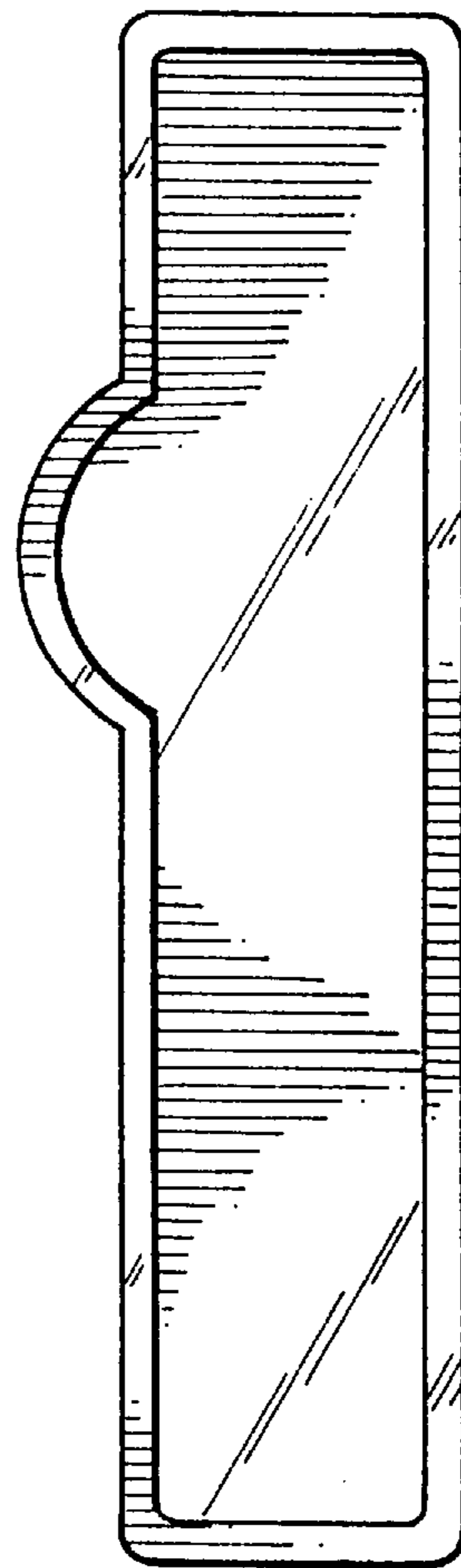


FIG. 2



FIG. 3



FIG. 4



FIG. 5



FIG. 6