



US00D398841S

# United States Patent [19]

Sargent et al.

[11] Patent Number: **Des. 398,841**

[45] Date of Patent: **\*\*Sep. 29, 1998**

[54] TRASH BAG RECEPTACLE

[76] Inventors: **Tim Sargent; Laurie Sargent**, both of  
14545 Shadywood, Plymouth, Mich.  
48170

[\*\*] Term: **14 Years**

[21] Appl. No.: **52,735**

[22] Filed: **Apr. 2, 1996**

[51] LOC (6) Cl. .... **09-03**

[52] U.S. Cl. .... **D9/339; D6/518**

[58] Field of Search ..... D9/339, 416; D6/515,  
D6/518; 206/233, 390, 494, 554; 220/407

[56] **References Cited**

**U.S. PATENT DOCUMENTS**

D. 115,419	6/1939	Munson et al. ....	D6/518
271,177	1/1883	White .....	D6/518 X
D. 297,414	8/1988	Fuerstein .....	D9/416
4,453,649	6/1984	Origuchi .....	206/554 X
4,506,801	3/1985	Origuchi .....	206/554 X

4,721,226	1/1988	Yurko .....	220/407
5,316,177	5/1994	Boldt .....	206/233 X
5,372,272	12/1994	Jennings .....	220/407

*Primary Examiner*—James Gandy  
*Assistant Examiner*—Cathron B. Matta  
*Attorney, Agent, or Firm*—Harold H. Dutton, Jr.

[57] **CLAIM**

The ornamental design for a trash bag receptacle, as shown and described.

**DESCRIPTION**

FIG. 1 is a perspective view of a trash bag receptacle showing our new design;  
FIG. 2 is a front view thereof;  
The rear view is a mirror image thereof;  
FIG. 3 is a right side thereof;  
The left side view is a mirror image thereof;  
FIG. 4 is a top view thereof; and,  
FIG. 5 is a bottom view thereof.

**1 Claim, 3 Drawing Sheets**






FIG. 1




FIG. 2



FIG. 3

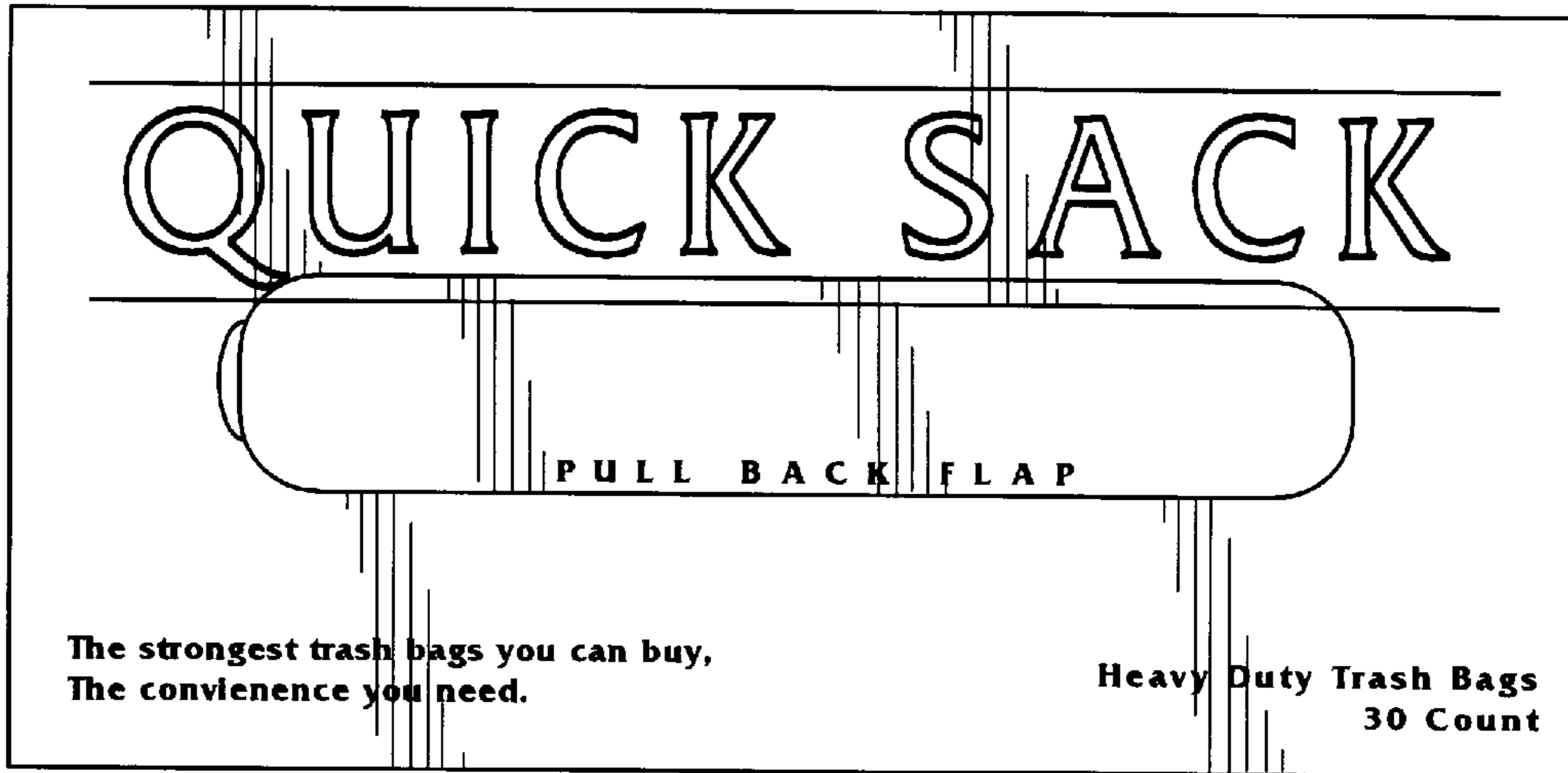


FIG. 4




FIG. 5