



US00D398836S

United States Patent [19]

[11] **Patent Number: Des. 398,836**

Kalat

[45] **Date of Patent: **Sep. 29, 1998**

[54] **VERTICAL FASTENER FOR REINFORCING RODS**

[75] Inventor: **Edward W. Kalat**, Southington, Conn.

[73] Assignee: **Southington Tool & Mfg. Corp.**, Plantsville, Conn.

[**] Term: **14 Years**

[21] Appl. No.: **69,945**

[22] Filed: **Apr. 18, 1997**

[51] **LOC (6) Cl. 08-05**

[52] **U.S. Cl. D8/370**

[58] **Field of Search** D8/370; 24/26-27, 24/29; 248/218.1, 249, 302, 303; 52/719, 712

1,816,833	8/1931	Ehlers .	
1,999,508	4/1935	Mathews .	
3,102,614	9/1963	Lydard	D8/370 X
3,161,263	12/1964	Stokes .	
3,172,537	3/1965	Kraft	248/303 X
3,356,399	12/1967	Young .	
4,388,791	6/1983	Anderson .	
4,641,991	2/1987	Yaoita .	
5,392,581	2/1995	Hatzinikolas et al. .	

Primary Examiner—Holly Baynham
Attorney, Agent, or Firm—Alix, Yale & Ristas, LLP

[57] CLAIM

The ornamental design for a vertical fastener for reinforcing rods, as shown and described.

DESCRIPTION

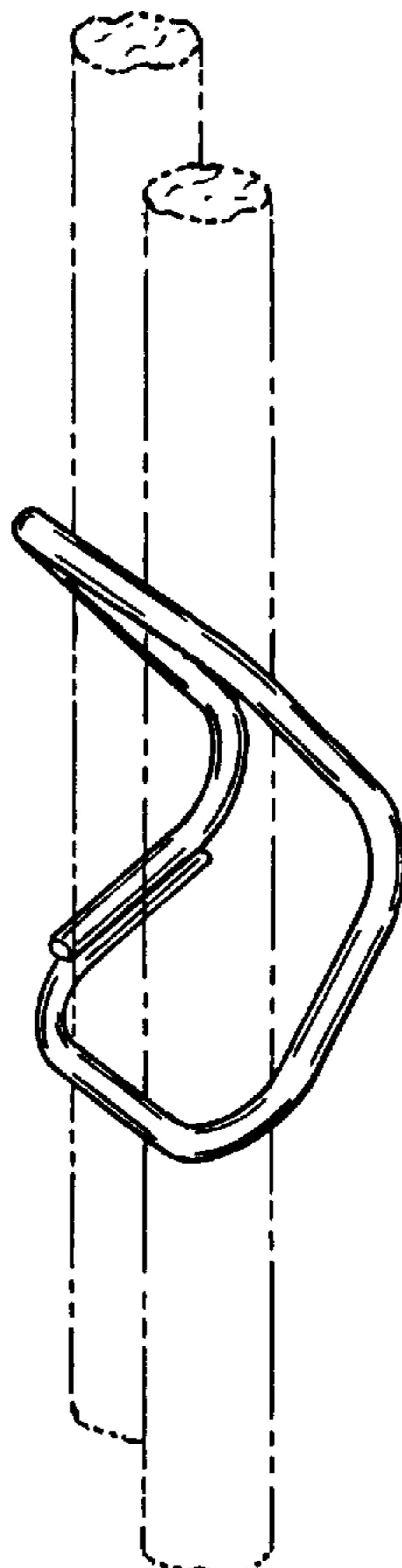
FIG. 1 is a front view of a reinforcing rod fastener in accordance with my invention;
FIG. 2 is a top view thereof;
FIG. 3 is a left side view thereof;
FIG. 4 is a bottom view thereof;
FIG. 5 is a right side view thereof;
FIG. 6 is a rear view thereof; and,
FIG. 7 is a perspective view thereof, the broken lines being shown for illustrative purposes only and forming no part of the claimed design.

1 Claim, 2 Drawing Sheets

[56] References Cited

U.S. PATENT DOCUMENTS

59,141	10/1866	Seaver	24/26
D. 374,604	10/1996	Hnatowicz	D8/373
649,338	5/1900	McGill	248/302
777,183	12/1904	Clausing	24/26 X
919,099	4/1909	Wedmore .	
1,263,887	4/1918	Hamilton .	
1,498,595	6/1924	Wedmore .	
1,617,827	2/1927	Todd	24/26
1,805,797	5/1931	Bates .	



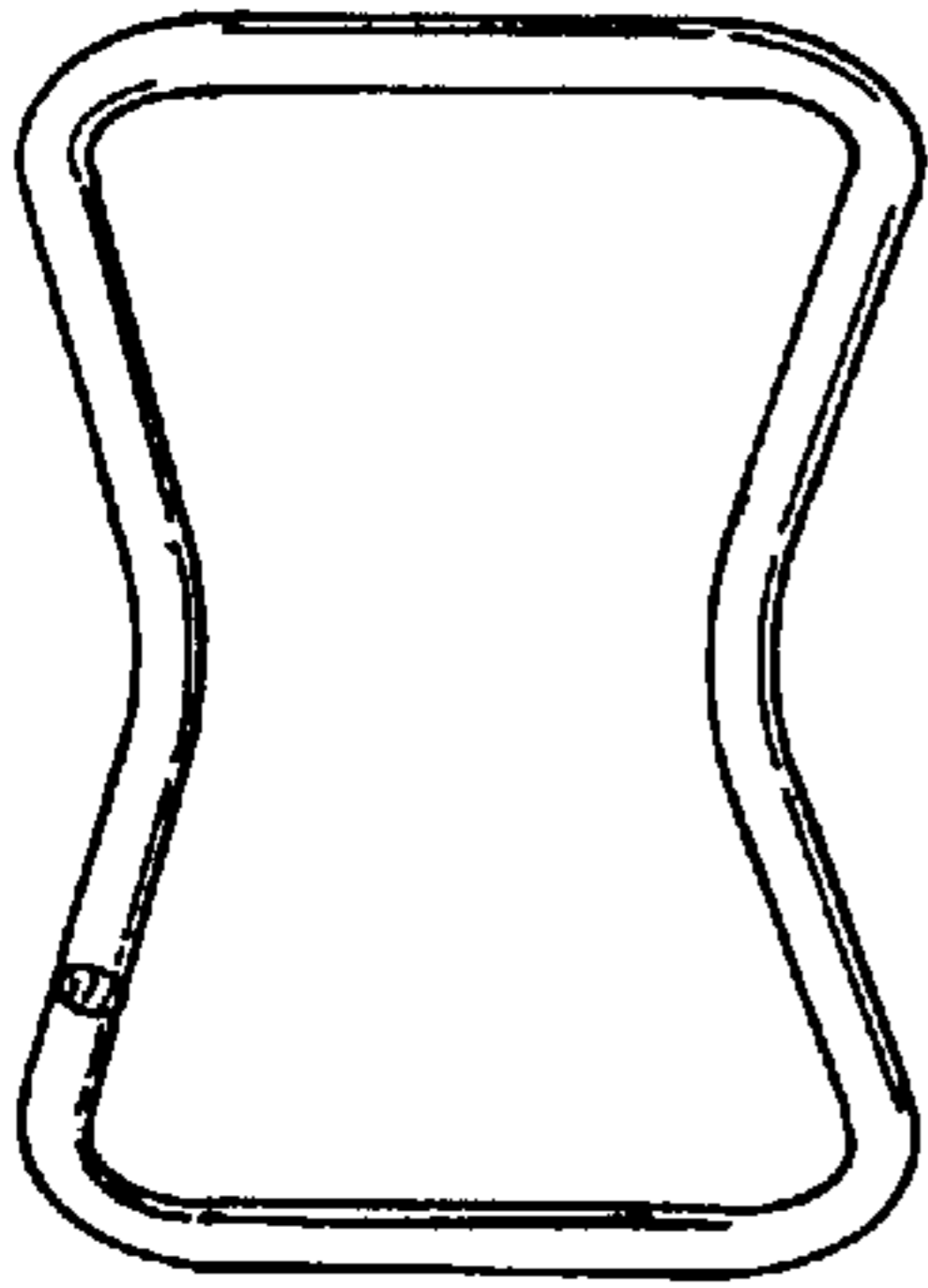


FIG. 2

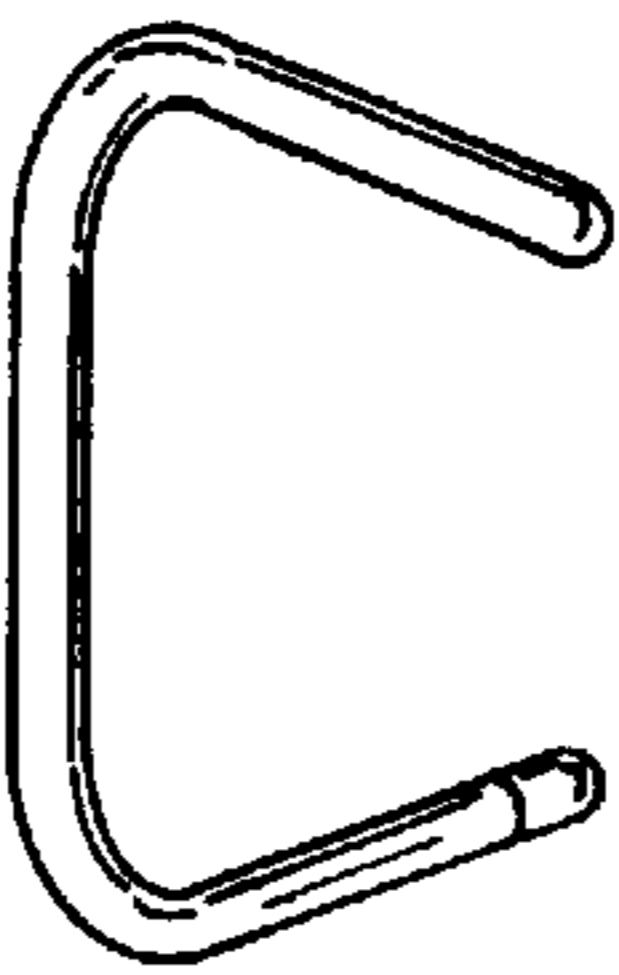


FIG. 3

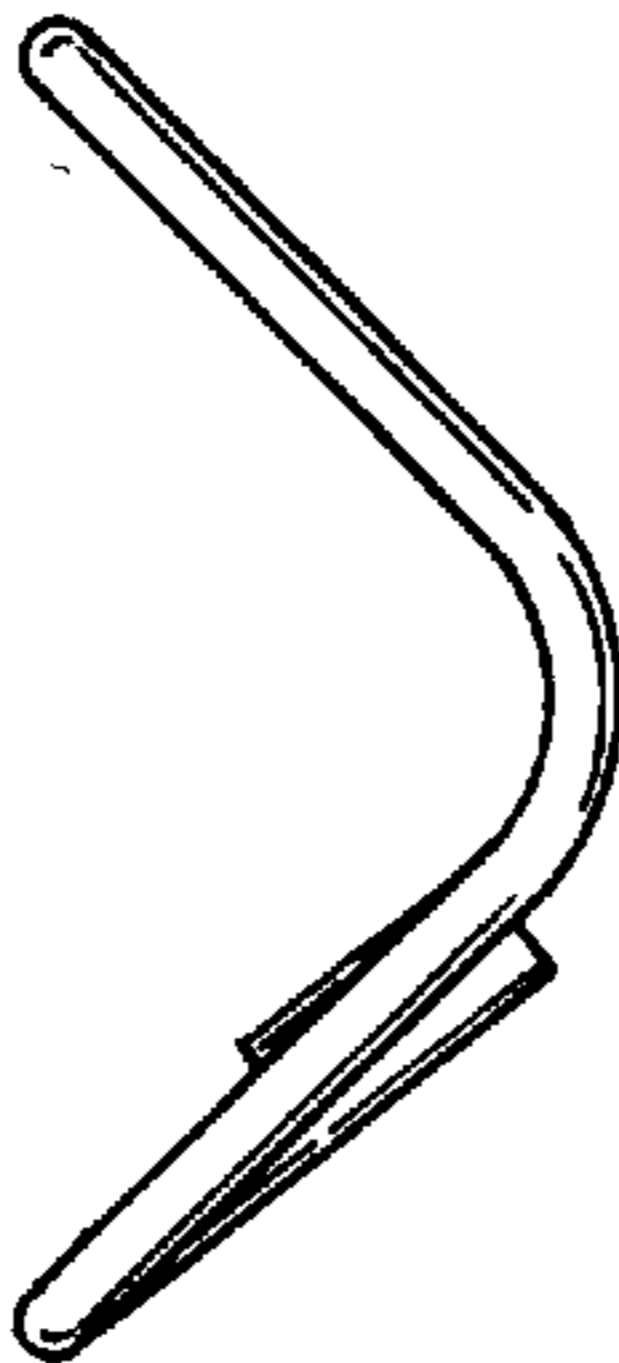


FIG. 1




FIG. 5

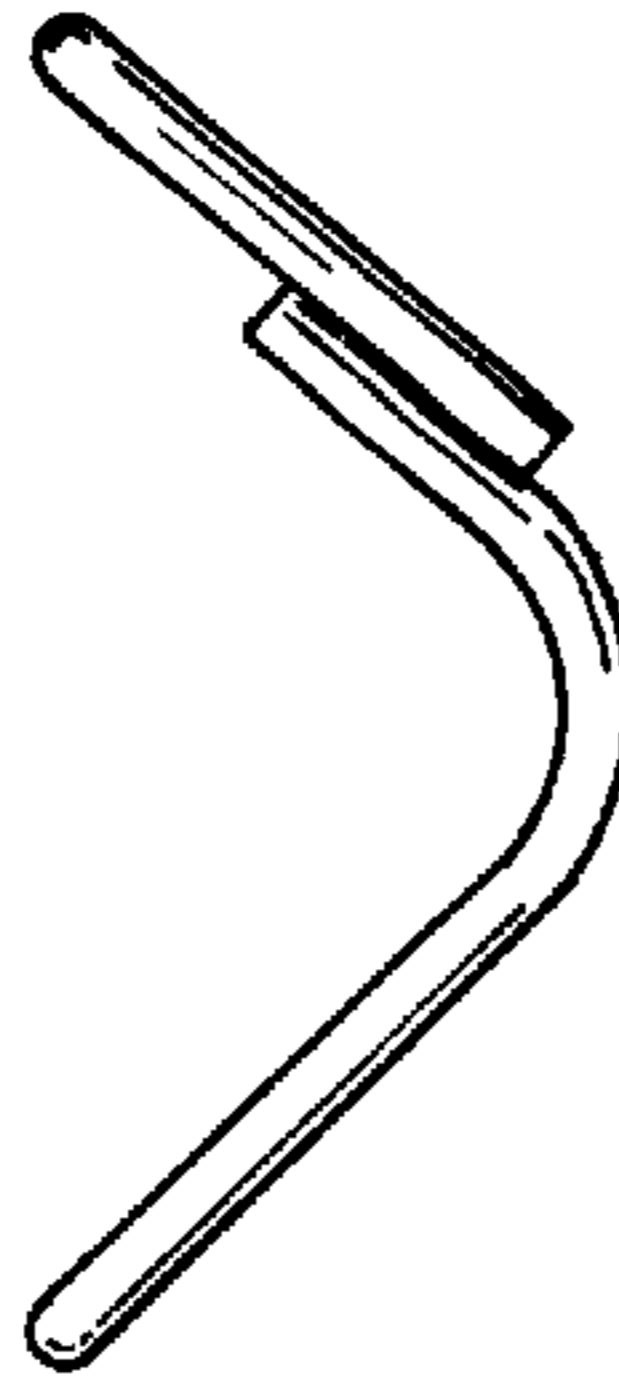


FIG. 6

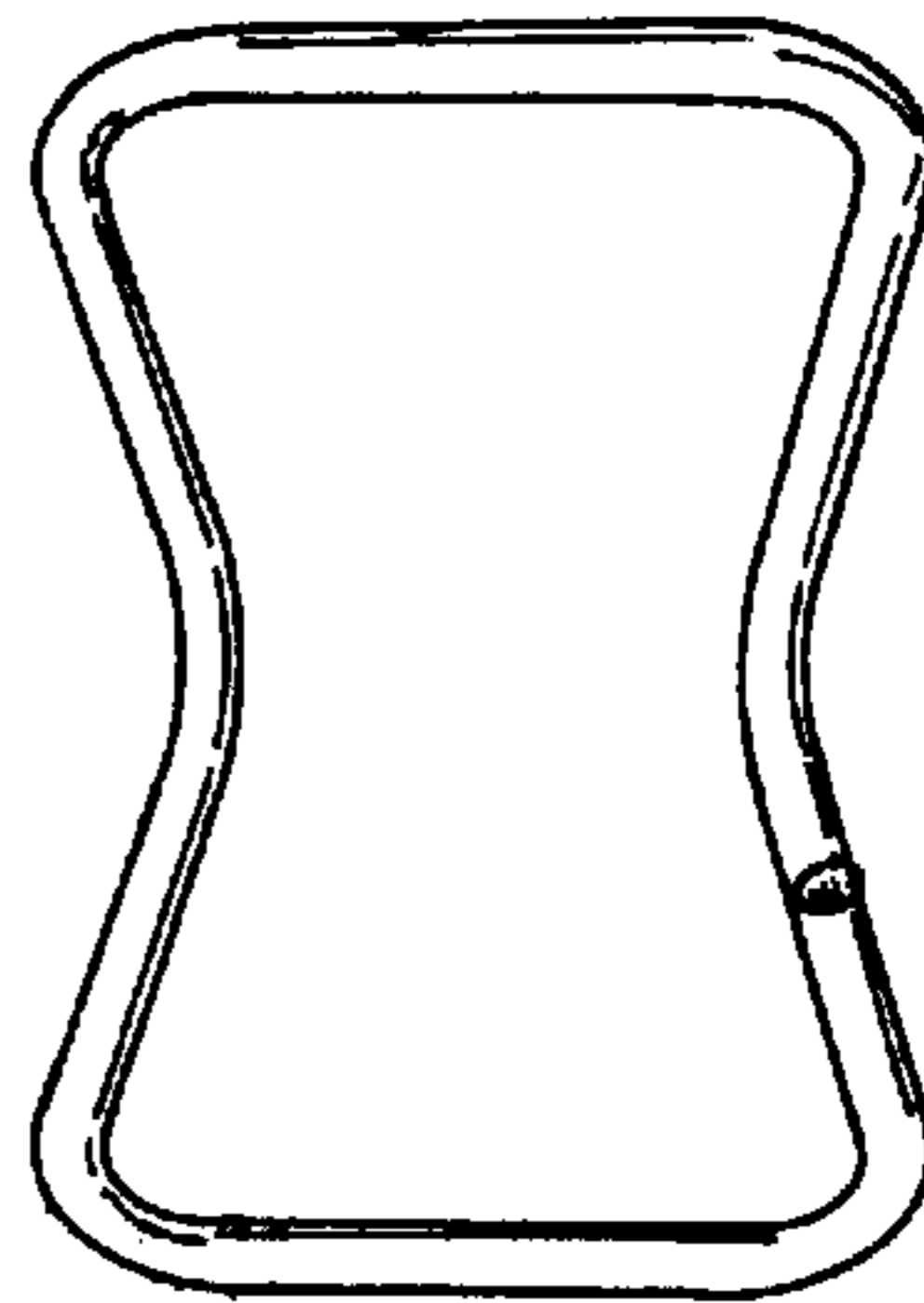


FIG. 4

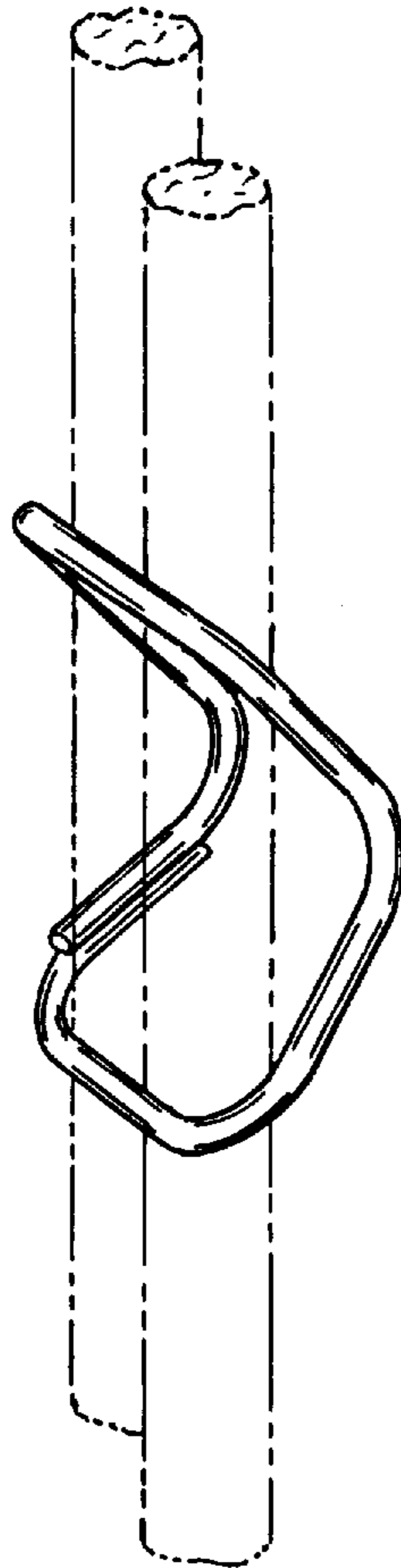


FIG. 7