

US00D398831S

# United States Patent [19]

Walton

[11] **Patent Number: Des. 398,831**

[45] **Date of Patent: \*\*Sep. 29, 1998**

[54] **VEHICLE SECURITY SYSTEM**

5,669,641 9/1997 Jeansonne ..... 292/289 X

[76] Inventor: **Sandra Walton**, 13033 Green Valley Dr., Balch Springs, Tex. 75180-2581

*Primary Examiner*—Brian N. Vinson

[\*\*] Term: **14 Years**

[57] **CLAIM**

The ornamental design for a vehicle security system, as shown.

[21] Appl. No.: **71,673**

[22] Filed: **Jun. 5, 1997**

**DESCRIPTION**

[51] **LOC (6) Cl.** ..... **08-07**

FIG. 1 is a front plan view of the vehicle security system of the present invention;

[52] **U.S. Cl.** ..... **D8/339**

FIG. 2 is a back plan view of the vehicle security system of FIG. 1;

[58] **Field of Search** ..... D8/330–331, 339, D8/341, 343, 346; 292/288, 289, 290, 291, 292, 293–296, DIG. 20, DIG. 46, DIG. 47; 70/89, 90, 91, 95

FIG. 3 is a left side plan view of the vehicle security system of FIG. 1;

FIG. 4 is a right side plan view of the vehicle security system of FIG. 1;

[56] **References Cited**

**U.S. PATENT DOCUMENTS**

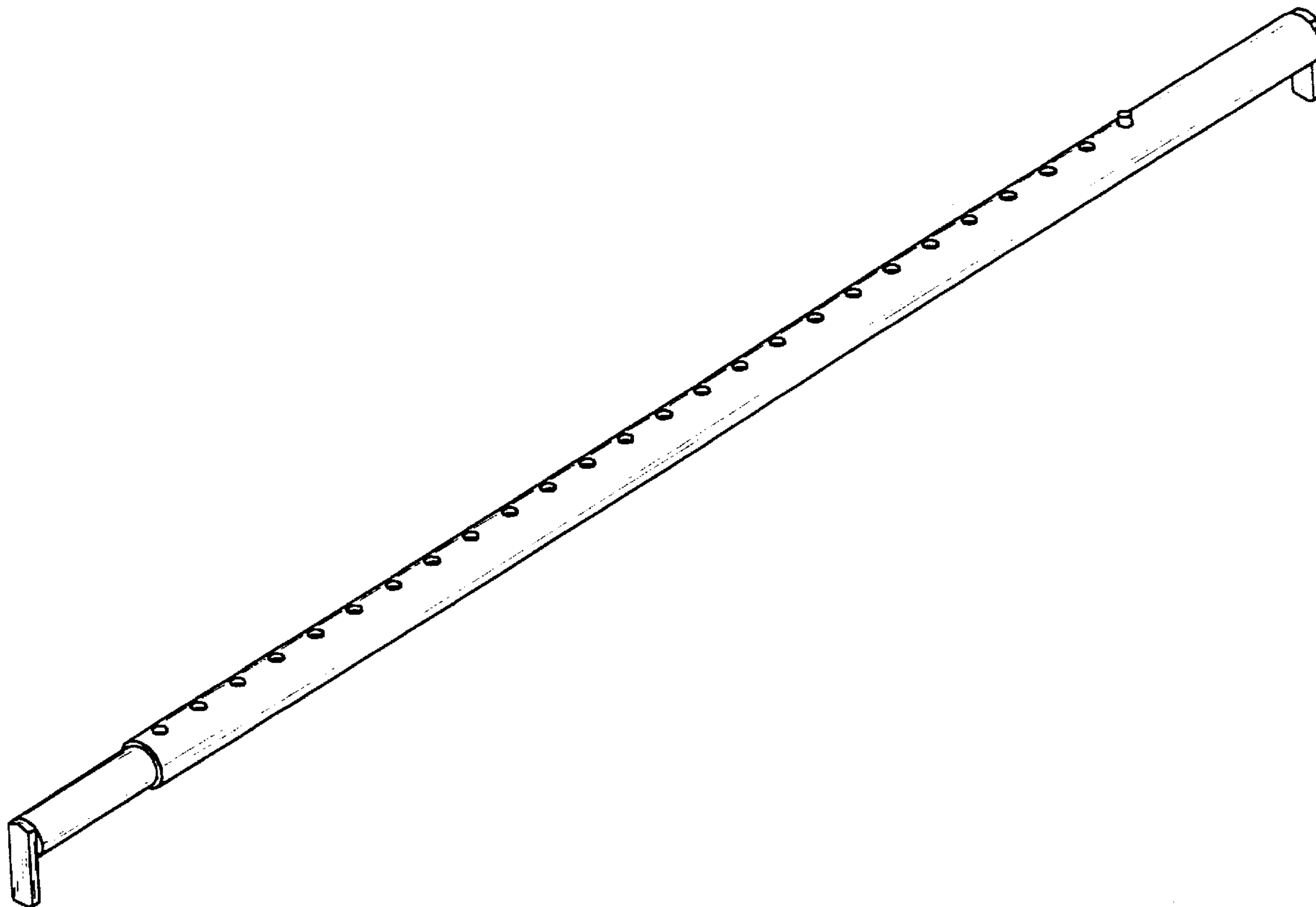
D. 236,082	7/1975	Williams	.....	D8/339
D. 346,106	4/1994	Walls	.....	D8/339
D. 364,330	11/1995	Virzi	.....	D8/339
3,615,114	10/1971	Harris	.....	292/289 X
5,466,023	11/1995	Williamson	.....	292/289 X
5,540,467	7/1996	Briffa	.....	292/289 X

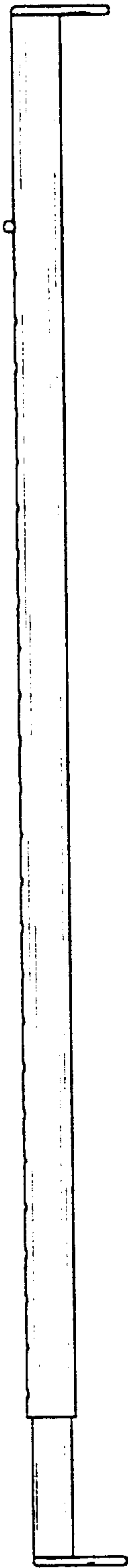
FIG. 5 is a top plan view of the vehicle security system of FIG. 1;

FIG. 6 is a bottom plan view of the vehicle security system of FIG. 1; and,

FIG. 7 is a perspective view of the vehicle security system of FIG. 1.

**1 Claim, 4 Drawing Sheets**





*Fig. 1*



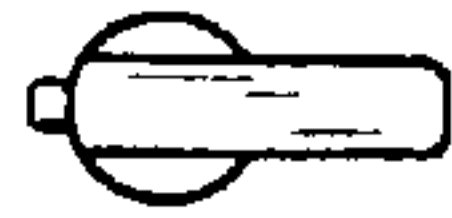
*Fig. 2*



*Fig. 3*



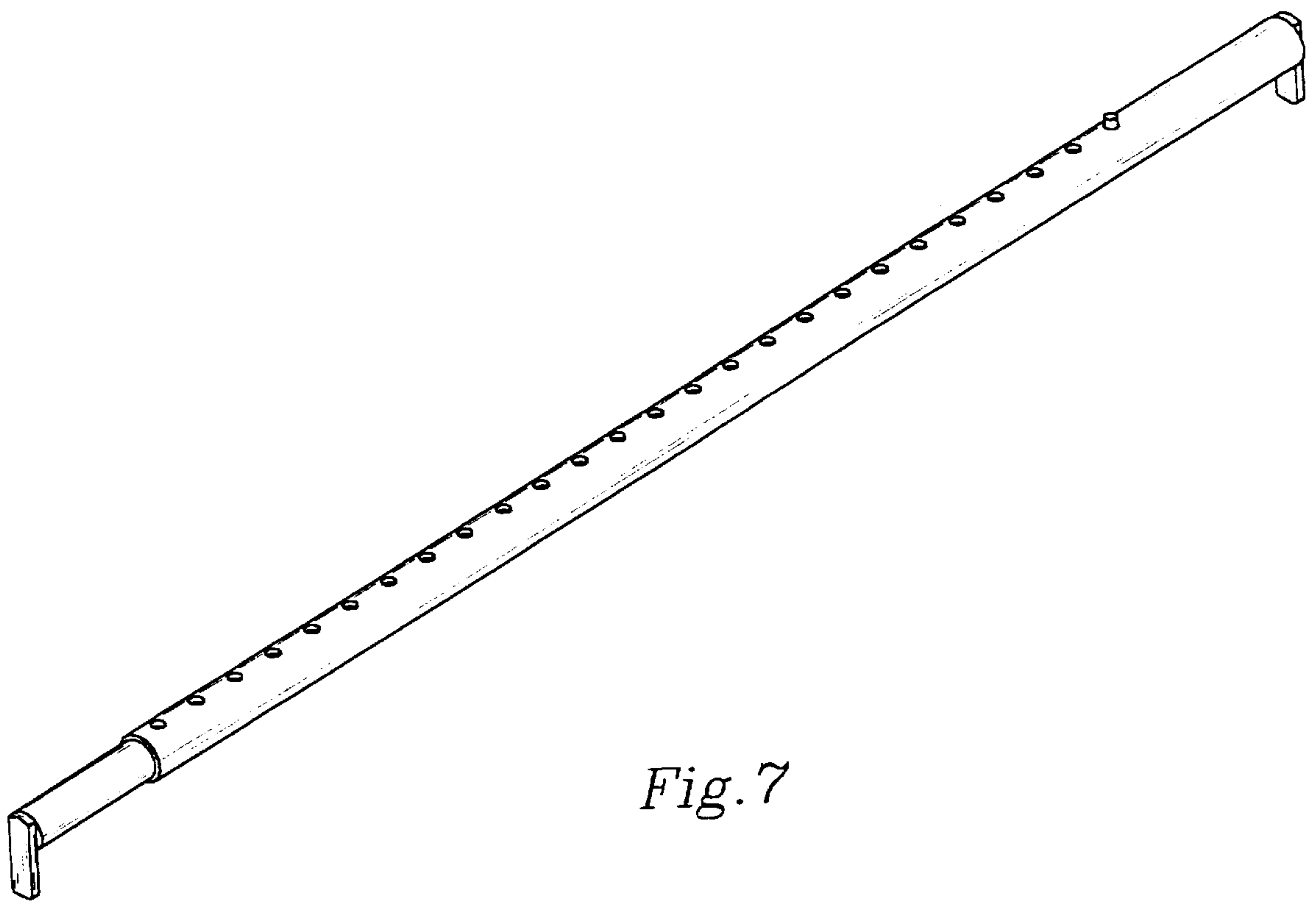
*Fig. 4*



*Fig. 5*



*Fig. 6*



*Fig. 7*