



US00D398828S

# United States Patent [19] Shiao

[11] **Patent Number: Des. 398,828**

[45] **Date of Patent: \*\*Sep. 29, 1998**

[54] **DRIVER HANDLE**

[76] Inventor: **Hsuan-Sen Shiao**, No. 55, Cheng-Feng Lane, Tai-Ming Rd., Wu-Jih Hsiang, Taichung Hsien, Taiwan

[\*\*] Term: **14 Years**

[21] Appl. No.: **72,811**

[22] Filed: **Jul. 2, 1997**

[51] **LOC (6) Cl. .... 08-04**

[52] **U.S. Cl. .... D8/83; D8/107**

[58] **Field of Search .... D8/82, 83, 84, D8/85, 86, 107; 81/489, 177.1, 436, 437, 438, 439, 440; 16/110 R**

[56] **References Cited**

**U.S. PATENT DOCUMENTS**

- D. 146,898 6/1947 Daniels ..... D8/83
- D. 253,030 10/1979 Breger ..... D8/83
- D. 256,546 8/1980 Holland-Letz ..... D8/83
- D. 256,662 9/1980 Holland-Letz ..... D8/83

- D. 273,268 4/1984 Smith ..... D8/83
- D. 346,943 5/1994 Haberstroh ..... D8/83
- D. 372,411 8/1996 Ho ..... D8/107
- D. 378,729 4/1997 Chang ..... D8/83
- D. 384,565 10/1997 Lin ..... D8/107

*Primary Examiner*—Philip S. Hyder  
*Attorney, Agent, or Firm*—Bacon & Thomas

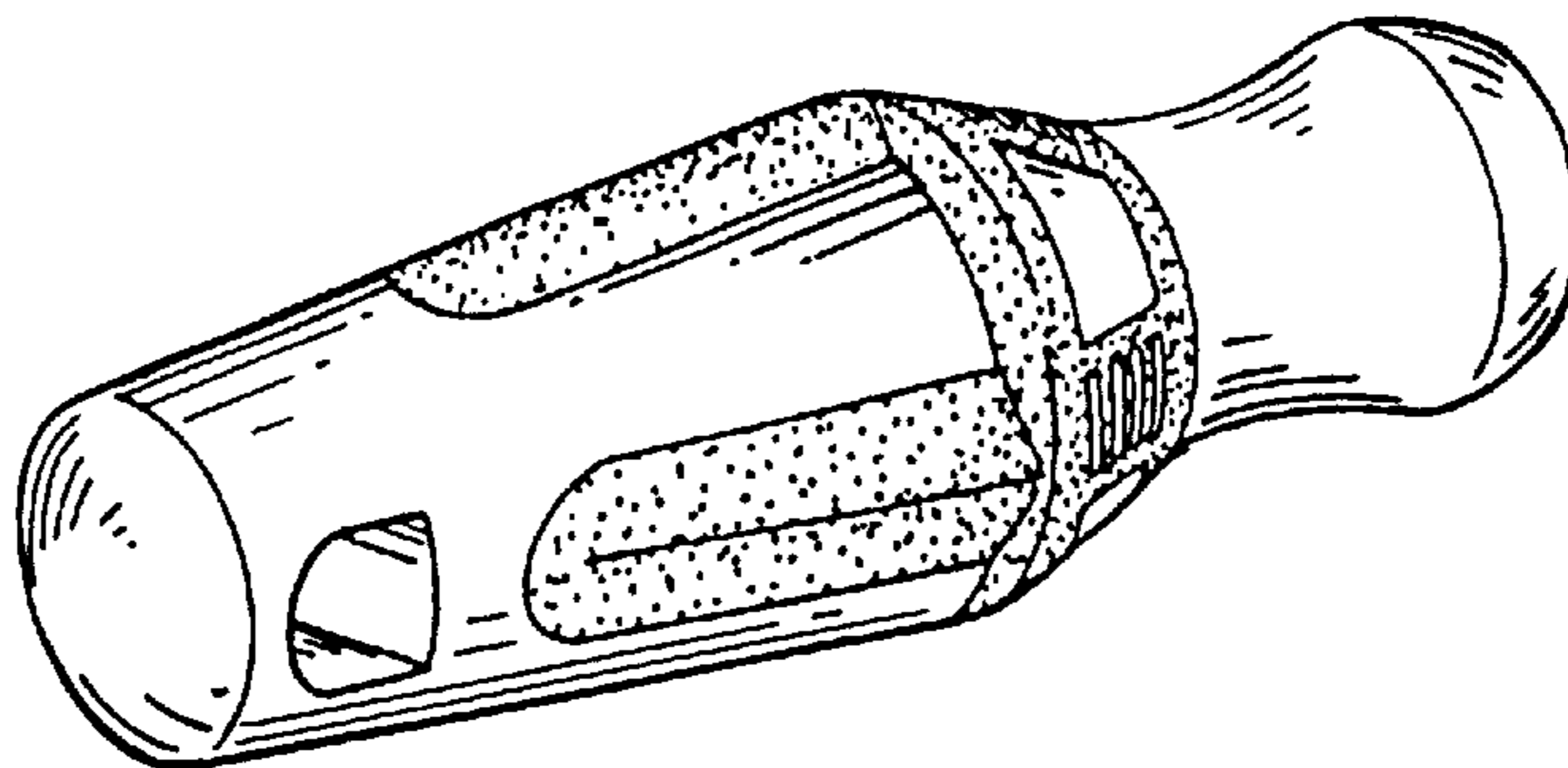
[57] **CLAIM**

The ornamental design for a driver handle, as shown and described.

**DESCRIPTION**

FIG. 1 is a perspective view of a driver handle showing my new design thereof;  
FIG. 2 is a front elevational view, the rear elevational view being a mirror image thereof;  
FIG. 3 is a left side elevational view thereof;  
FIG. 4 is a right side elevational view thereof; and,  
FIG. 5 is a top plan view, the bottom plan view being a mirror image thereof.

**1 Claim, 2 Drawing Sheets**



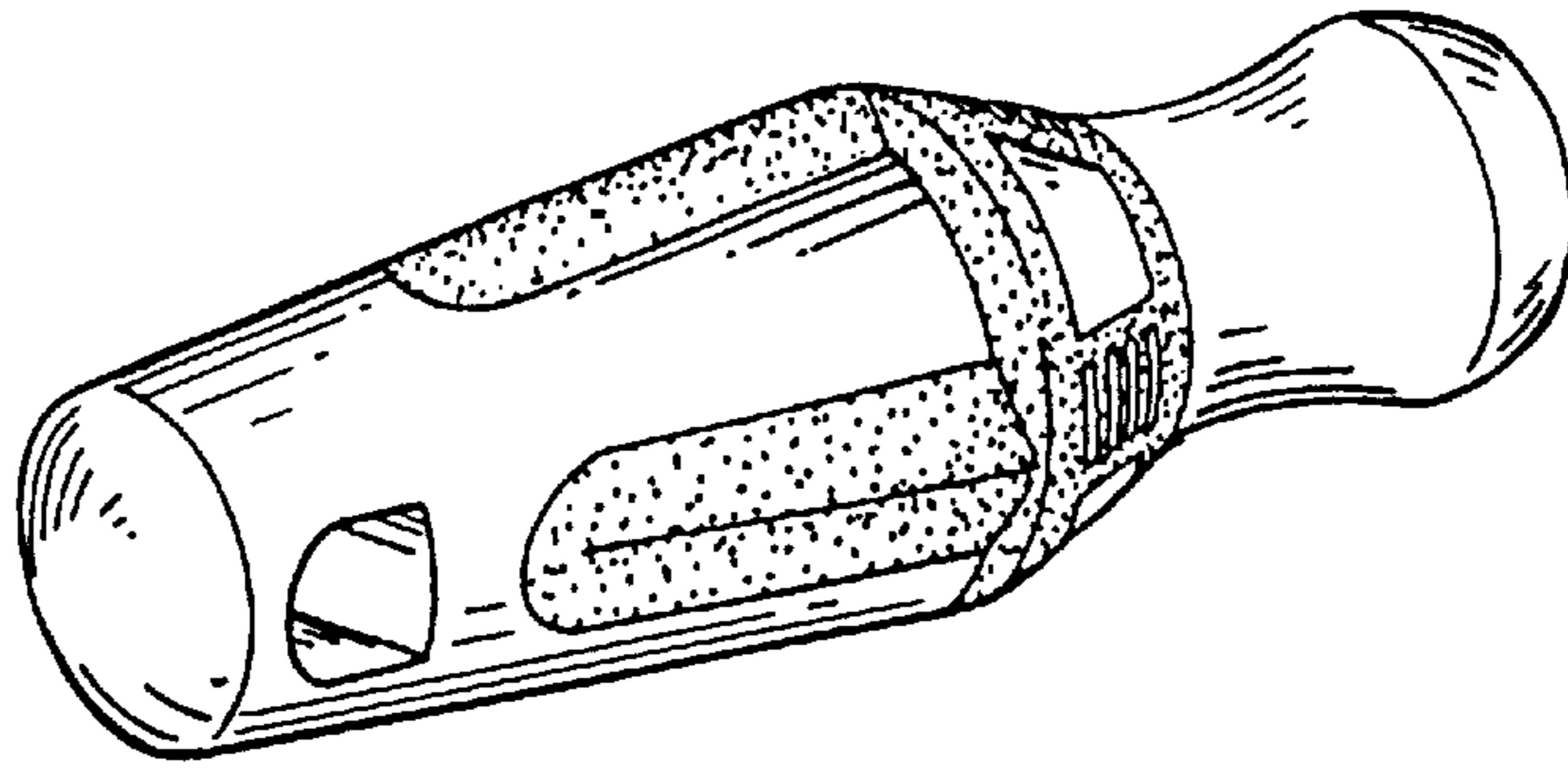


FIG. 1

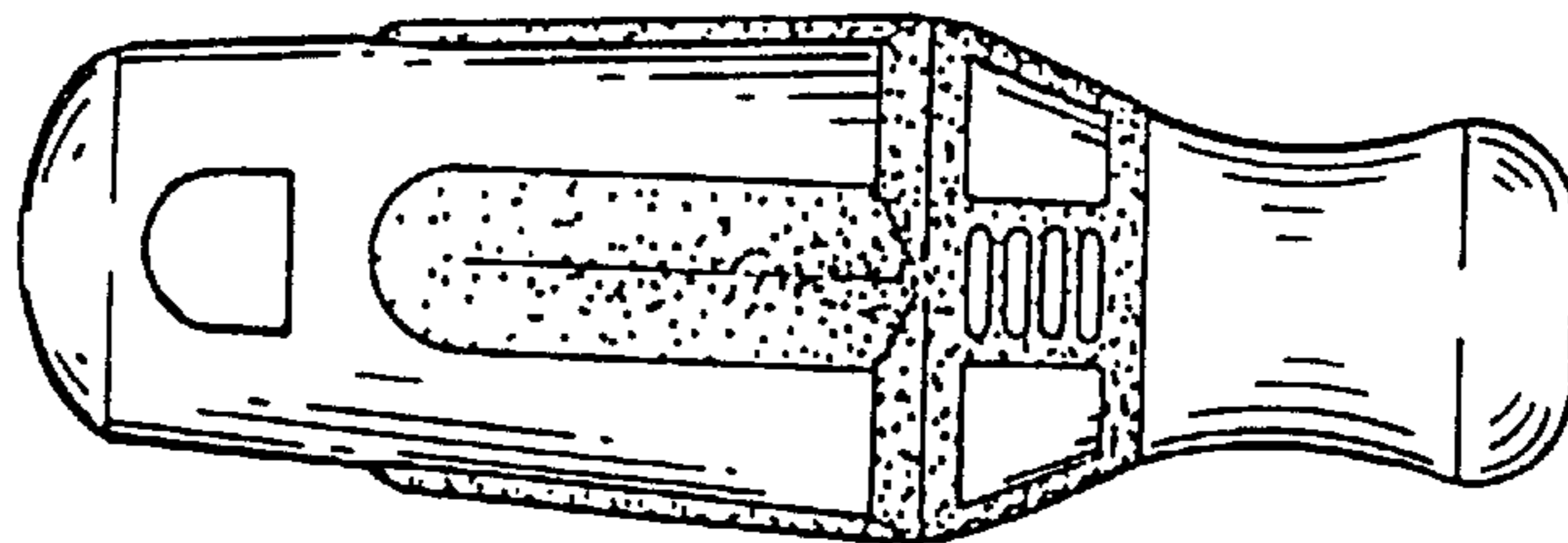


FIG. 2

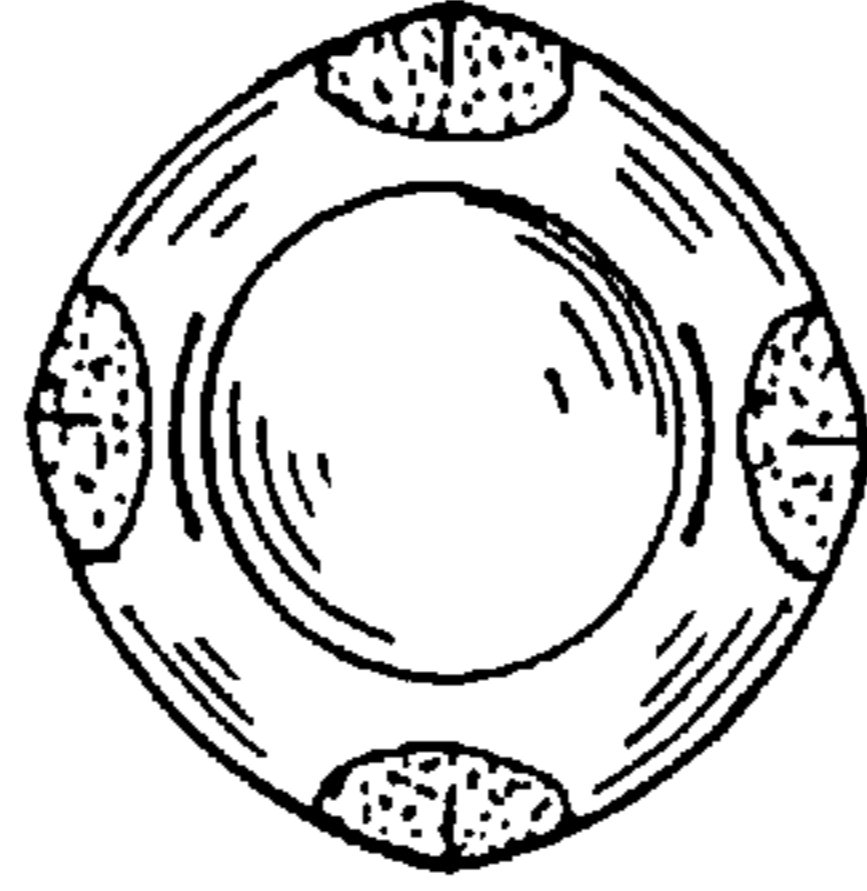


FIG. 3




FIG. 4

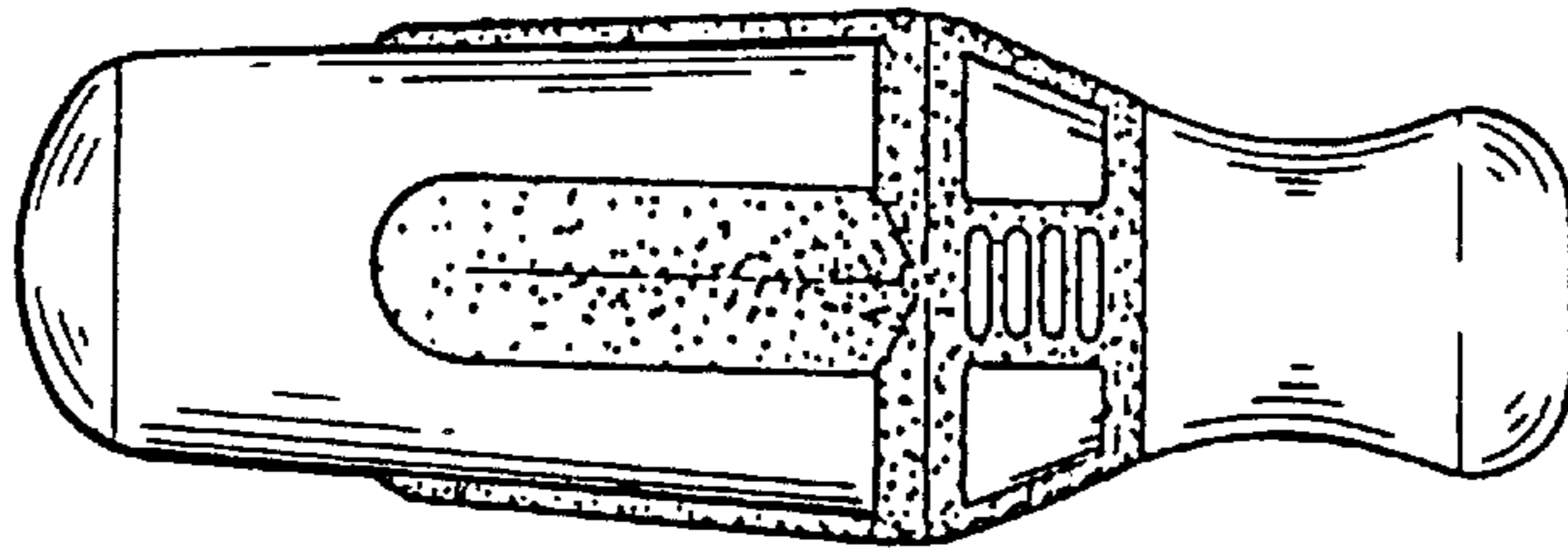


FIG. 5