



US00D398825S

United States Patent [19] Gstalter

[11] **Patent Number: Des. 398,825**

[45] **Date of Patent: ***Sep. 29, 1998**

[54] **SCISSORS**

[75] Inventor: **Bruno Gstalter**, Poisy, France

[73] Assignee: **Manufacture d'Articles de Precision et de Dessin**, Argonay, France

[*] Notice: The term of this patent shall not extend beyond the expiration date of Pat. No. D. 395,583.

[**] Term: **14 Years**

[21] Appl. No.: **67,275**

[22] Filed: **Feb. 24, 1997**

[30] **Foreign Application Priority Data**

Sep. 23, 1996 [XH] Hague Agreement DM/037 612

[51] **LOC (6) Cl.** **08-03**

[52] **U.S. Cl.** **D8/57; D8/98**

[58] **Field of Search** D8/57, 98, 99, D8/105; D19/65, 99, 100; 30/194, 195, 230-235, 238, 255, 244, 120, 145, 146, 254, 256-260, 266

[56] **References Cited**

U.S. PATENT DOCUMENTS

D. 242,425 11/1976 Bäckström D8/57

D. 280,283 8/1985 Asano D8/57
D. 302,099 7/1989 Lindén D8/57
4,420,884 12/1983 Hembling 30/266
5,325,592 7/1994 Lindén et al. 30/254

FOREIGN PATENT DOCUMENTS

2173439 10/1986 United Kingdom 30/231

OTHER PUBLICATIONS

Sew Business—p. 4, see scissors #3, page center Apr. 1978.
Sew Business—p. 13, see scissors page center, Feb. 1976.

Primary Examiner—Martie Thompson
Attorney, Agent, or Firm—Mathews, Collins, Shepherd & Gould, P.A.

[57] **CLAIM**

The ornamental design for scissors, as shown and described.

DESCRIPTION

FIG. 1 is a side perspective view of scissors showing my new design;
FIG. 2 is a side elevational view thereof;
FIG. 3 is a side elevational view thereof, taken from the side opposite that shown in FIG. 2; and,
FIG. 4 is a top plan view thereof, the bottom plan view opposite that shown in FIG. 4 being the mirror image thereof.

1 Claim, 4 Drawing Sheets




FIG. 1




FIG. 2




FIG. 3




FIG. 4

