



US00D398820S

United States Patent [19] Cougar

[11] Patent Number: Des. 398,820

[45] Date of Patent: **Sep. 29, 1998

[54] ROOFER'S SHINGLE BOARD

[76] Inventor: Daniel Duane Cougar, 13661 Van Dorn Rd., Manassas, Va. 22111

[**] Term: 14 Years

[21] Appl. No.: 72,293

[22] Filed: Jun. 13, 1997

[51] LOC (6) Cl. 08-05

[52] U.S. Cl. D8/14; D8/354

[58] Field of Search D8/14, 16, 349, D8/354, 380; D29/121; 81/45; 52/749.12, DIG. 1; 248/237

[56] **References Cited**

U.S. PATENT DOCUMENTS

D. 255,281	6/1980	Breitenstine	D29/121
D. 306,964	4/1990	Zupancic	D8/354
D. 360,571	7/1995	Perry	D8/354
4,230,202	10/1980	Kudra, III	.	
4,789,046	12/1988	McDowall	.	
4,987,720	1/1991	Wozney, Jr.	52/749.12

5,119,904 6/1992 Dierolf .
5,165,642 11/1992 Rihaly .
5,609,322 3/1997 Bond .

Primary Examiner—Sandra L. Morris
Assistant Examiner—Richelle Shelton
Attorney, Agent, or Firm—Kerkam, Stowell, Kondracki & Clarke P.C.; John C. Kerins

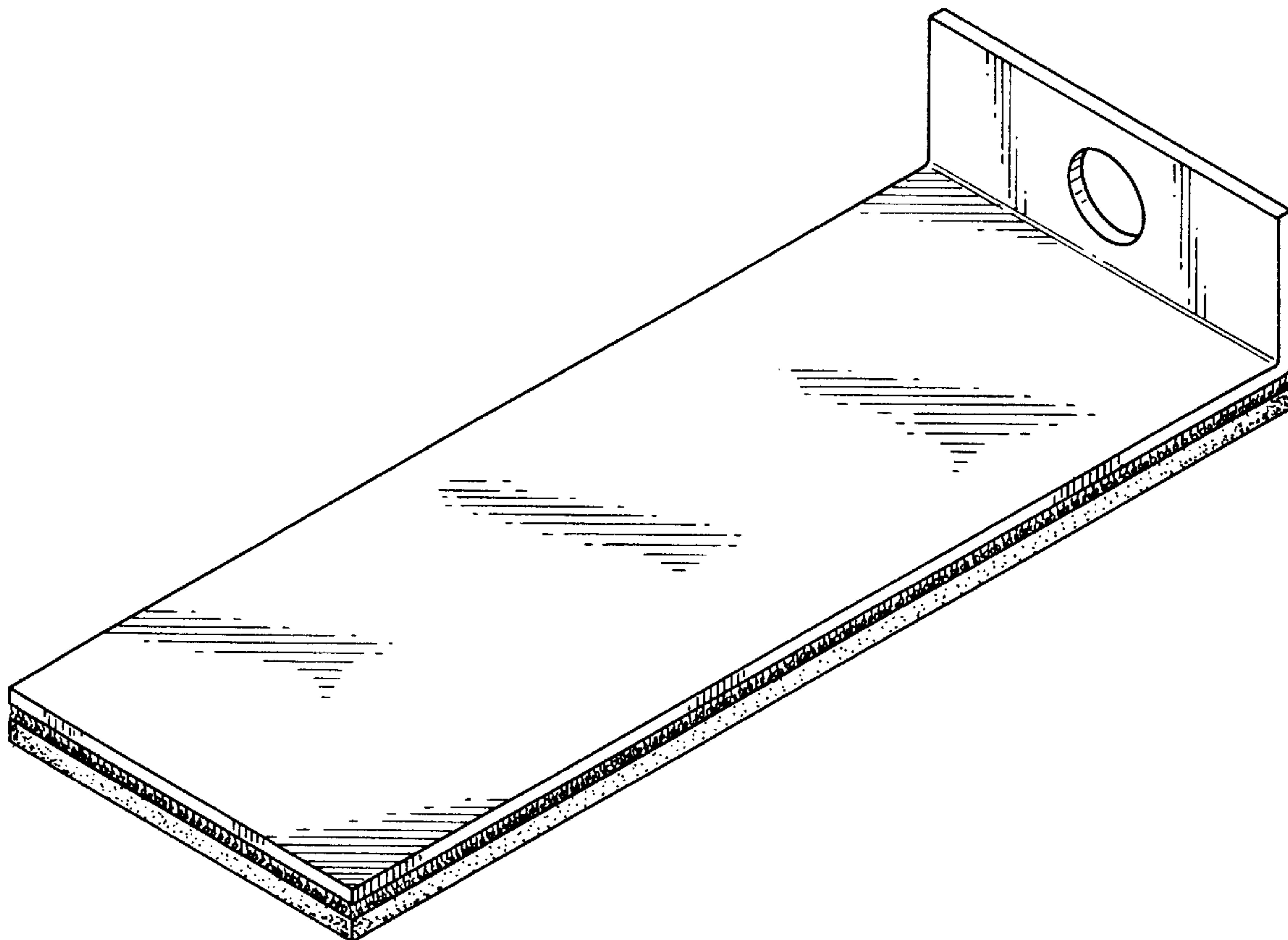
[57] **CLAIM**

The ornamental design for a roofer's shingle board, as shown and described.

DESCRIPTION

FIG. 1 is a perspective view of the roofer's shingle board; FIG. 2 is an edge-on elevation view of the roofer's shingle board, as viewed from the edge at the left of FIG. 1; FIG. 3 is an edge-on elevation view of the roofer's shingle board, as viewed from the edge at the rear right of FIG. 1; FIG. 4 is a top view of the roofer's shingle board; FIG. 5 is a bottom view of the roofer's shingle board; and, FIG. 6 is a side view of the roofer's shingle board, the opposite side being a mirror image.

1 Claim, 2 Drawing Sheets



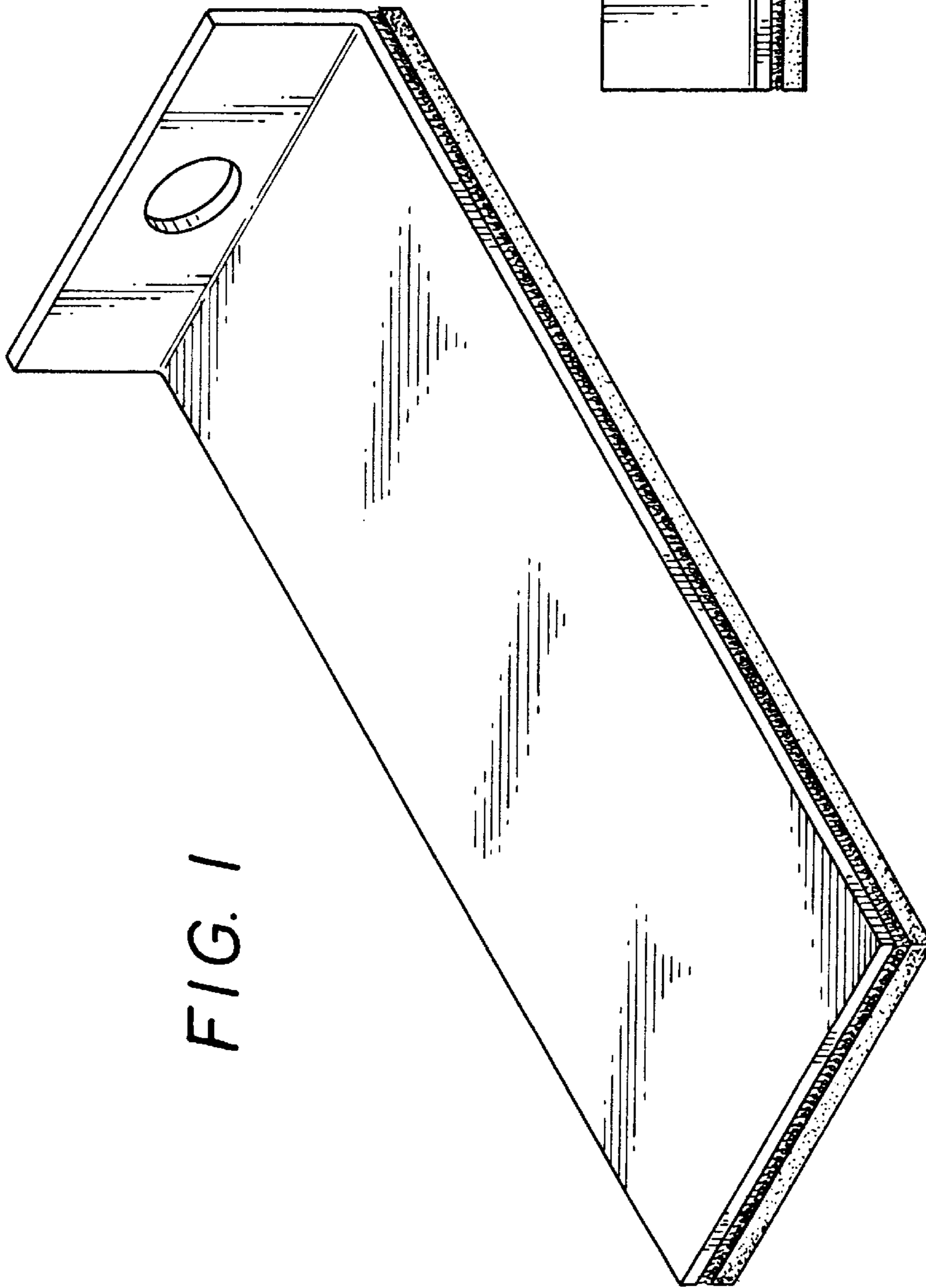


FIG. 1

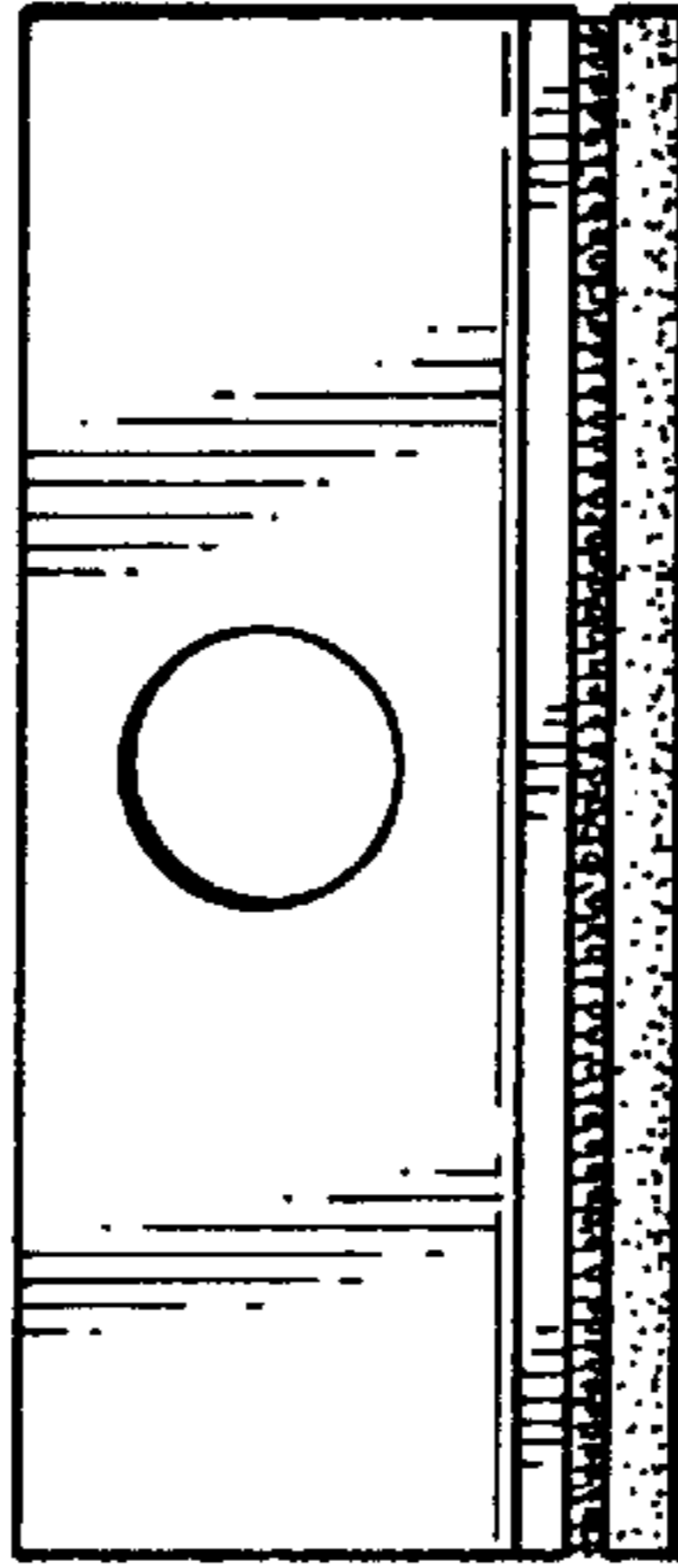


FIG. 2

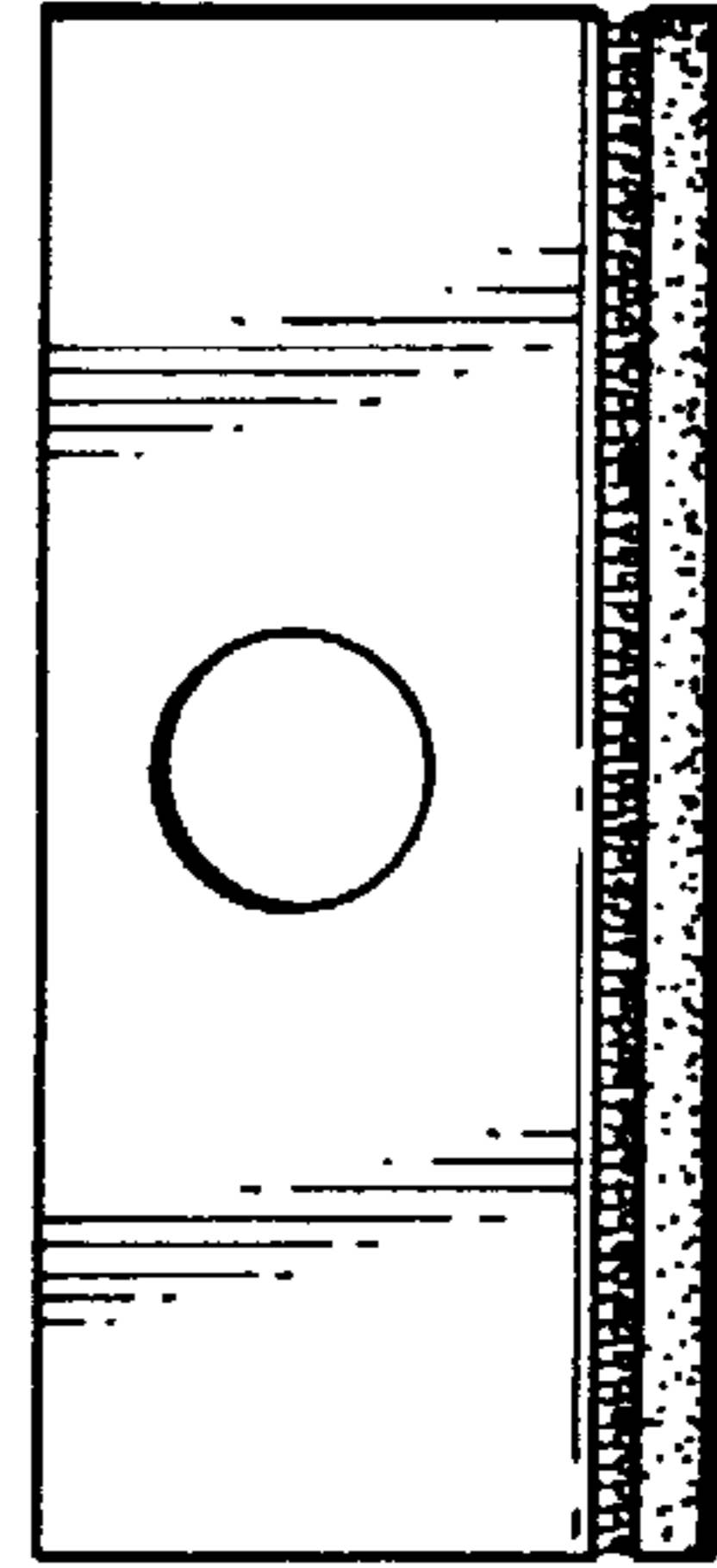


FIG. 3




FIG. 4




FIG. 5



FIG. 6