



US00D398814S

# United States Patent [19] Stokes

[11] **Patent Number: Des. 398,814**

[45] **Date of Patent: \*\*Sep. 29, 1998**

[54] **CUTLERY HANDLE**

[75] Inventor: **Andrew John Stokes**, Sheffield, England

[73] Assignee: **McPherson's Limited**, Victoria, Australia

[\*\*] Term: **14 Years**

[21] Appl. No.: **78,933**

[22] Filed: **Oct. 15, 1997**

[30] **Foreign Application Priority Data**

Jul. 15, 1997 [GB] United Kingdom ..... 2067365

[51] **LOC (6) Cl.** ..... **07-03**

[52] **U.S. Cl.** ..... **D7/401.2; D7/652; D7/663**

[58] **Field of Search** ..... D7/642, 645, 649, D7/650, 652, 653, 662-664, 401.2; 30/142, 147-150, 322, 324, 329, 340, 342, 343, 344

[56] **References Cited**

**U.S. PATENT DOCUMENTS**

- D. 178,453 8/1956 Jurge ..... D7/649
- D. 179,102 10/1956 Voss ..... D7/649
- D. 255,538 6/1980 Rutter ..... D7/664
- D. 366,986 2/1996 Williams ..... D7/401.2

**OTHER PUBLICATIONS**

HFD -Retailing Home Furnishings; p. 10; Yamazaki flatware, last one on the right, Jul. 18, 1988.

*Primary Examiner*—Caron D. Veynar

*Attorney, Agent, or Firm*—Trexler, Bushnell, Giangiorgi & Blackstone, Ltd.

[57] **CLAIM**

The ornamental design for a cutlery handle, as shown and described.

**DESCRIPTION**

FIG. 1 is a first side elevational view of a cutlery handle showing my new design and showing a knife blade in broken line, this broken line element is for illustrative purposes only and forms no part of the claimed design;

FIG. 2 is a second side elevational view of the cutlery handle, showing a knife blade in broken line, this broken line element is for illustrative purposes only and forms no part of the claimed design;

FIG. 3 is a third side elevational view of the cutlery handle, showing a knife blade in broken line, this broken line element is for illustrative purposes only and forms no part of the claimed design;

FIG. 4 is a fourth side elevational view of the cutlery handle, showing a knife blade in broken line, this broken line element is for illustrative purposes only and forms no part of the claimed design;

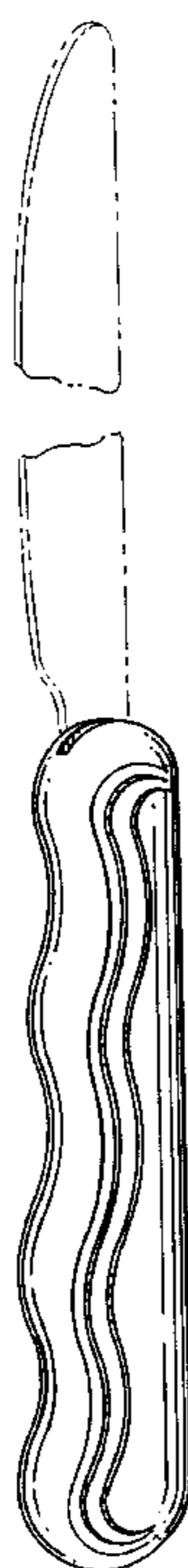
FIG. 5 is a perspective view of the cutlery handle, showing a portion of a knife blade in broken line, and broken away, this broken line element is for illustrative purposes only and forms no part of the claimed design;

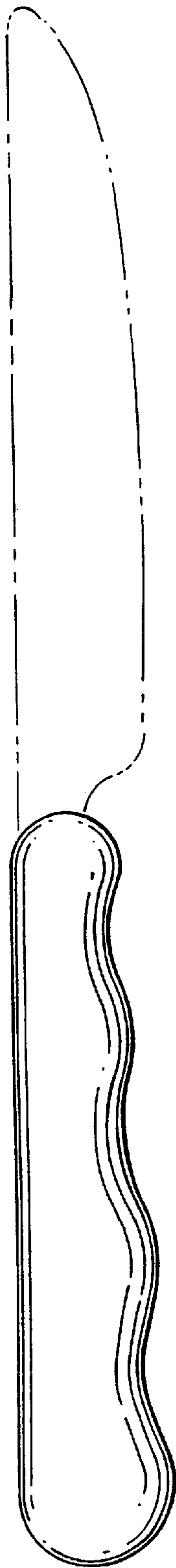
FIG. 6 is a top plan view of the cutlery handle; and,

FIG. 7 is a bottom plan view of the cutlery handle.

While a dotted outline of a knife blade is shown, it is to be understood that other forms of flatware could be provided.

**1 Claim, 3 Drawing Sheets**





***Fig. 1***



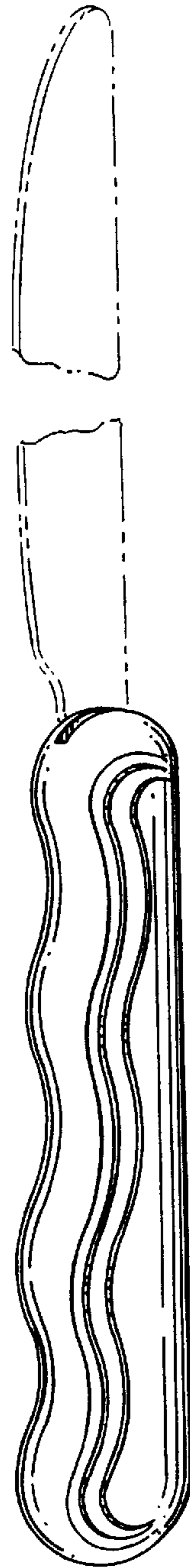
***Fig. 2***



*Fig. 3*



*Fig. 4*



*Fig. 5*



*Fig. 6*



*Fig. 7*