



US00D398813S

# United States Patent [19]

Franzese

[11] **Patent Number: Des. 398,813**

[45] **Date of Patent: \*\*Sep. 29, 1998**

[54] **ATTACHMENT FOR BEVERAGE CONTAINERS**

[75] Inventor: **Antonio Franzese**, Cedarhurst, N.Y.

[73] Assignee: **Bottoms Up, Inc.**, Great Neck, N.Y.

[\*\*] Term: **14 Years**

[21] Appl. No.: **70,037**

[22] Filed: **Apr. 25, 1997**

### Related U.S. Application Data

[63] Continuation-in-part of Ser. No. 453,809, May 30, 1995, abandoned, and Ser. No. 431,256, Apr. 11, 1995, abandoned.

[51] **LOC (6) Cl.** ..... **07-01**

[52] **U.S. Cl.** ..... **D7/396.2; D7/396.1**

[58] **Field of Search** ..... **D7/510, 511, 391, D7/392.1, 396.2; 220/375, 717, 703, 669; D9/447**

### [56] References Cited

#### U.S. PATENT DOCUMENTS

D. 359,417	6/1995	Chen	.....	D7/510
D. 367,402	2/1996	Bates et al.	.....	D7/511 X
D. 369,943	5/1996	Dark	.....	D7/510 X
575,349	1/1897	Hatch	.	
828,817	8/1906	Harrington	.	
1,773,291	8/1930	Weaver	.	
2,047,701	7/1936	Owens	.	
2,155,049	4/1939	Isaacson	.	
2,322,843	6/1943	Deane	.	
2,419,388	4/1947	Blomberg	.	
4,022,344	5/1977	Roamer	.	
4,452,381	6/1984	Freeman	.	
4,609,113	9/1986	Seki	.	

4,610,366	9/1986	Estes et al.	.	
4,728,002	3/1988	Ybanez	.	
4,883,192	11/1989	Krugman	.	
4,921,112	5/1990	Juhlin et al.	.....	220/713 X
4,961,510	10/1990	Dvoracek	.....	D9/447 X
5,071,042	12/1991	Esposito	.	
5,165,579	11/1992	Lund	.....	220/375 X
5,174,469	12/1992	Policapelli	.	
5,178,308	1/1993	Endre	.	
5,409,131	4/1995	Phillips et al.	.	
5,645,191	7/1997	Neville	.....	D7/510 X

### FOREIGN PATENT DOCUMENTS

601402	11/1925	France	.
1437341	3/1966	France	.
317280	5/1934	Italy	.
406092341 A	5/1994	Japan	.

*Primary Examiner*—M. N. Pandozzi  
*Attorney, Agent, or Firm*—Graham & James, LLP

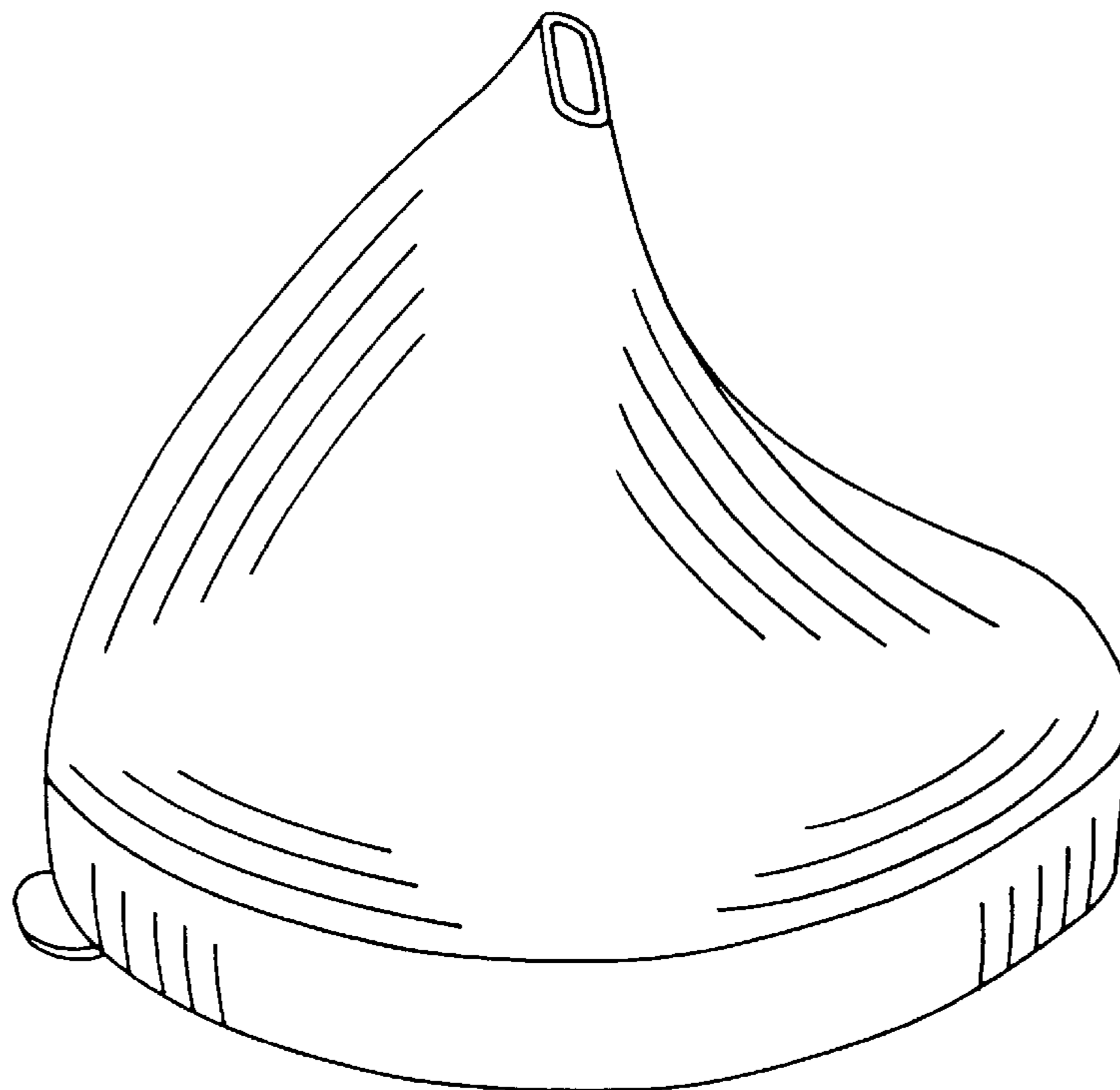
### [57] CLAIM

The ornamental design for an attachment for beverage containers, as shown and described.

### DESCRIPTION

FIG. 1 is a perspective view of an attachment for beverage containers showing my new design with the opposite side view being a mirror image thereof; FIG. 2 is a top plan view of an attachment for beverage containers shown in FIG. 1; and, FIG. 3 is a second perspective view of an attachment for beverage containers shown in FIG. 1. A description of the appearance of the article is as follows: The nature and environmental uses of applicant's new design relates to reusable attachments for placement on the top of beverage containers.

**1 Claim, 3 Drawing Sheets**



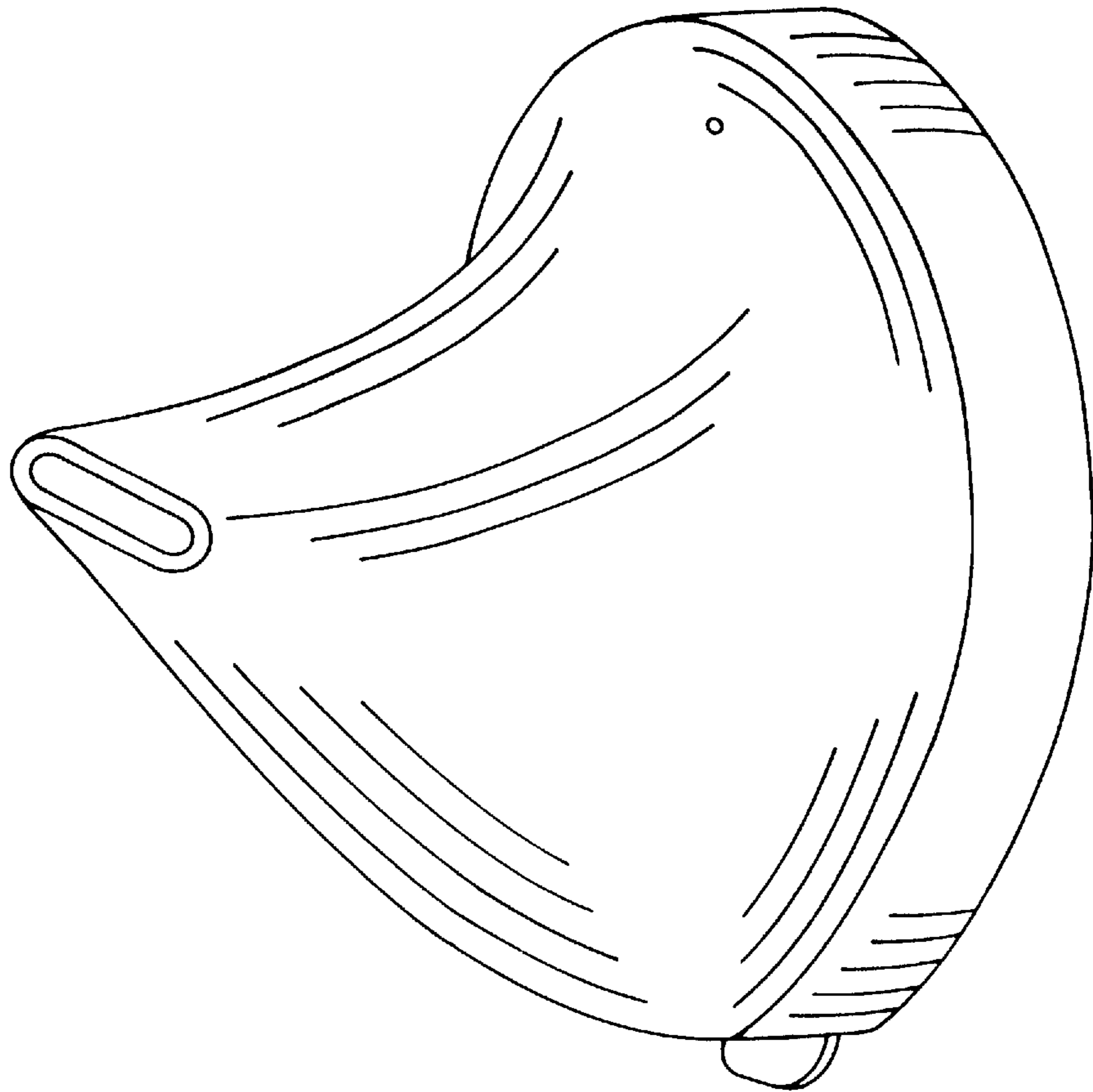


FIG. 1

FIG. 2

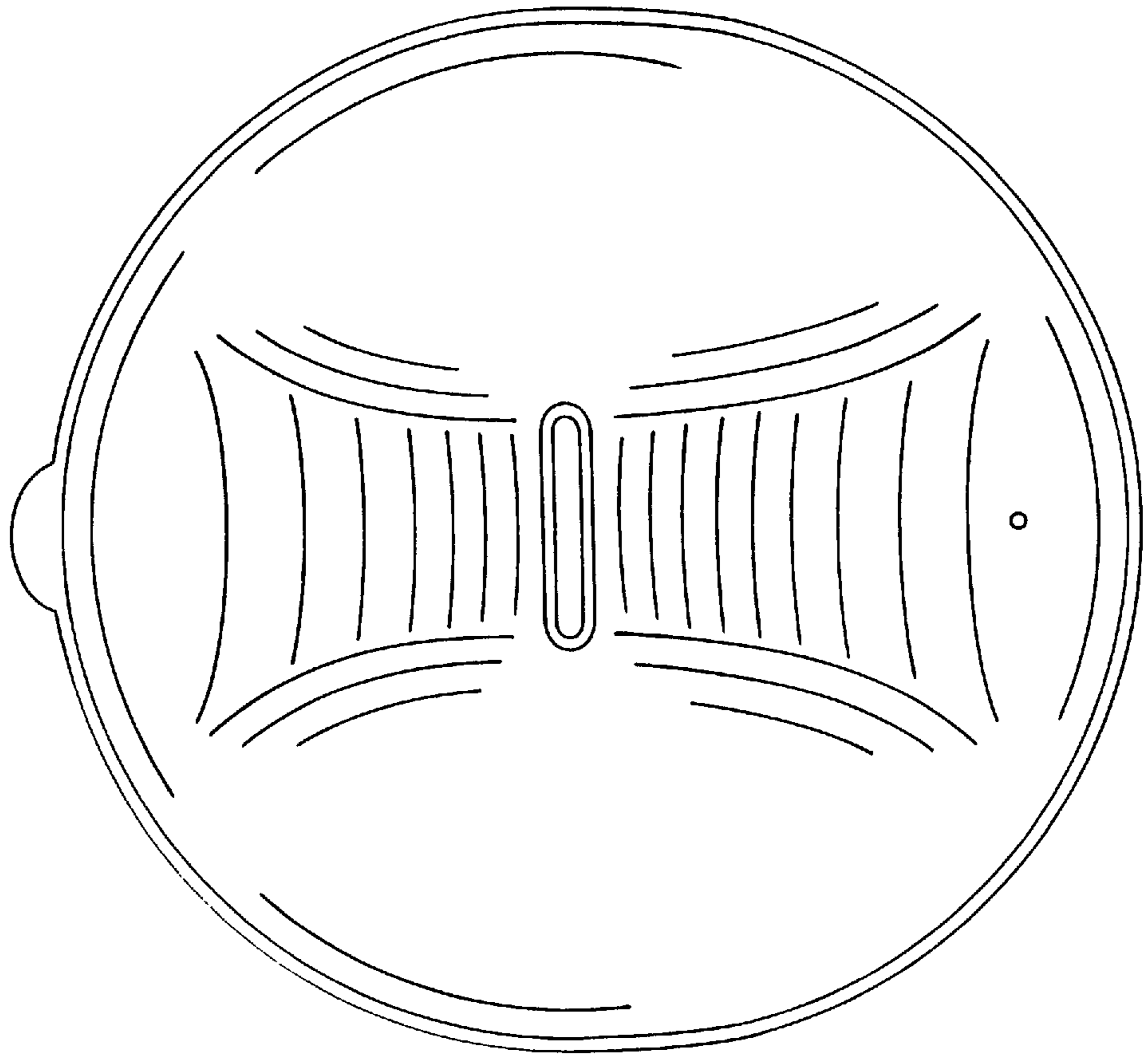


FIG. 3

