



US00D398803S

# United States Patent [19]

[11] **Patent Number: Des. 398,803**

## Motes

[45] **Date of Patent: \*\*Sep. 29, 1998**

[54] **CHEERING PILLOW**

4,403,366 9/1983 Lucke .  
4,516,616 5/1985 Fesler .  
5,147,703 9/1992 Provost et al. .

[76] Inventor: **Eugene T. Motes**, 52-H Hall Manor,  
Harrisburg, Pa. 17104

[\*\*] Term: **14 Years**

### FOREIGN PATENT DOCUMENTS

2399229 4/1979 France .

[21] Appl. No.: **78,843**

### OTHER PUBLICATIONS

[22] Filed: **Nov. 4, 1997**

Kimball's catalog, p. 26, "Hang-Upp Kitchen Towel".

[51] **LOC (6) Cl. .... 06-09**

*Primary Examiner*—Janice E. Seeger  
*Attorney, Agent, or Firm*—Richard C. Litman

[52] **U.S. Cl. .... D6/601; D12/168; D21/100**

[58] **Field of Search** ..... D6/595-597, 601-604;  
5/630-633, 636-638, 907, 652, 652.1, 653-655,  
655.3, 656, 655.9; D12/168; D3/208

### [57] CLAIM

The ornamental design for a cheering pillow, as shown and described.

### [56] References Cited

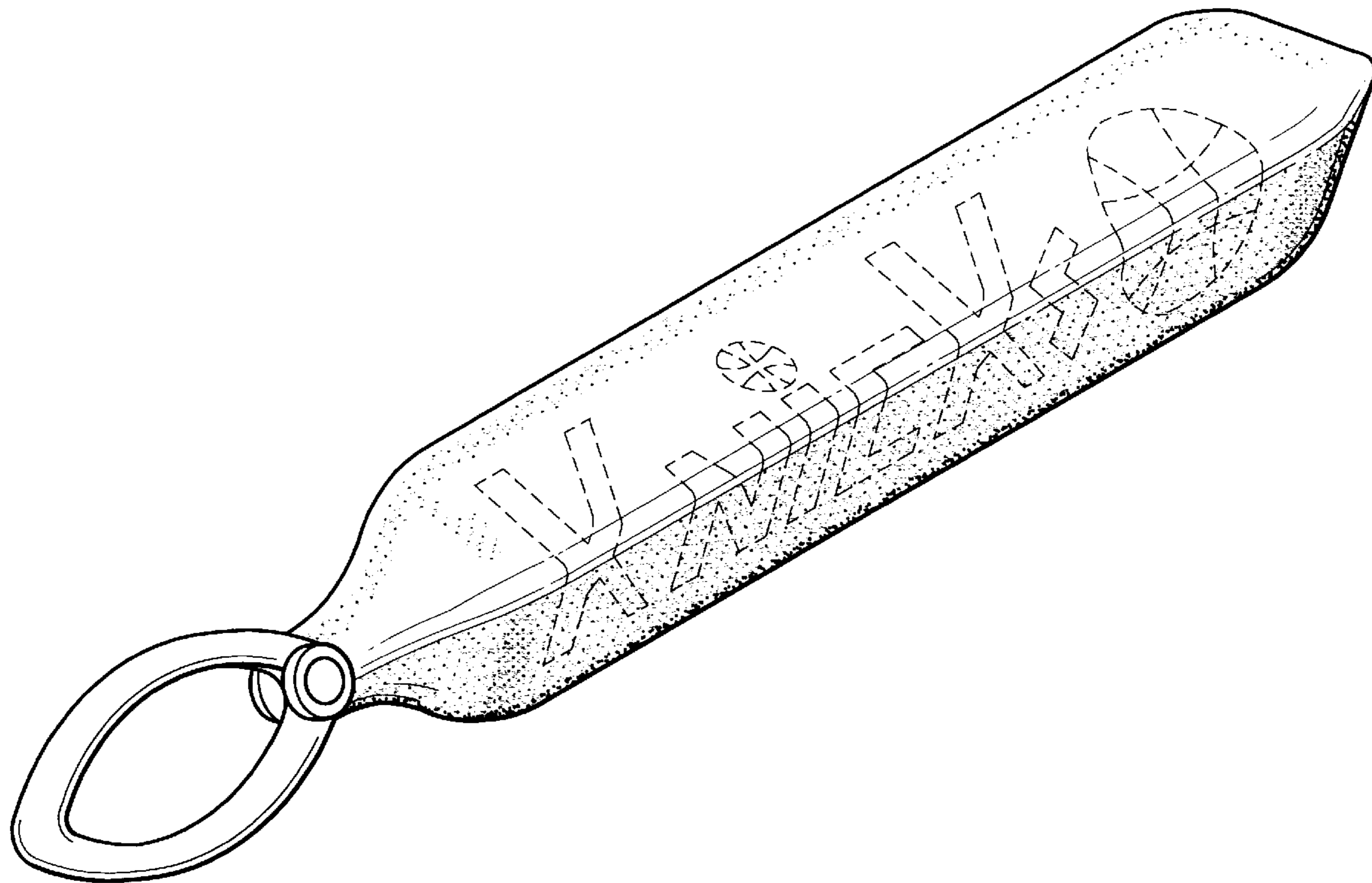
### DESCRIPTION

#### U.S. PATENT DOCUMENTS

D. 189,286	11/1960	Bellini .	
D. 219,197	11/1970	Robinson .	
D. 242,105	11/1976	Rohrs .	
D. 257,200	10/1980	LaRocca	..... D6/601
D. 275,827	10/1984	Henry .	
D. 316,941	5/1991	Ruiz .	
D. 317,693	6/1991	Jencks et al. .	
D. 339,951	10/1993	Parkison et al. .	
D. 349,571	8/1994	Merritt .	
D. 386,224	11/1997	Seagren et al.	..... D21/100
1,478,112	12/1923	Flather .	
1,605,102	11/1926	Dryden	..... D12/168 X
1,772,228	8/1930	Rochester .	
4,224,712	9/1980	Black et al. .	

FIG. 1 is an environmental perspective view of a cheering pillow showing my new design;  
FIG. 2 is a top plan view with the bottom view being a mirror image thereof;  
FIG. 3 is an environmental right side elevational view with the left side being a mirror image thereof;  
FIG. 4 is a front elevational view thereof; and,  
FIG. 5 is a rear elevational view thereof.  
The broken line showing of the team name and logo in FIGS. 1 and 3 is for illustrative purposes only and forms no part of the claimed design.

**1 Claim, 3 Drawing Sheets**



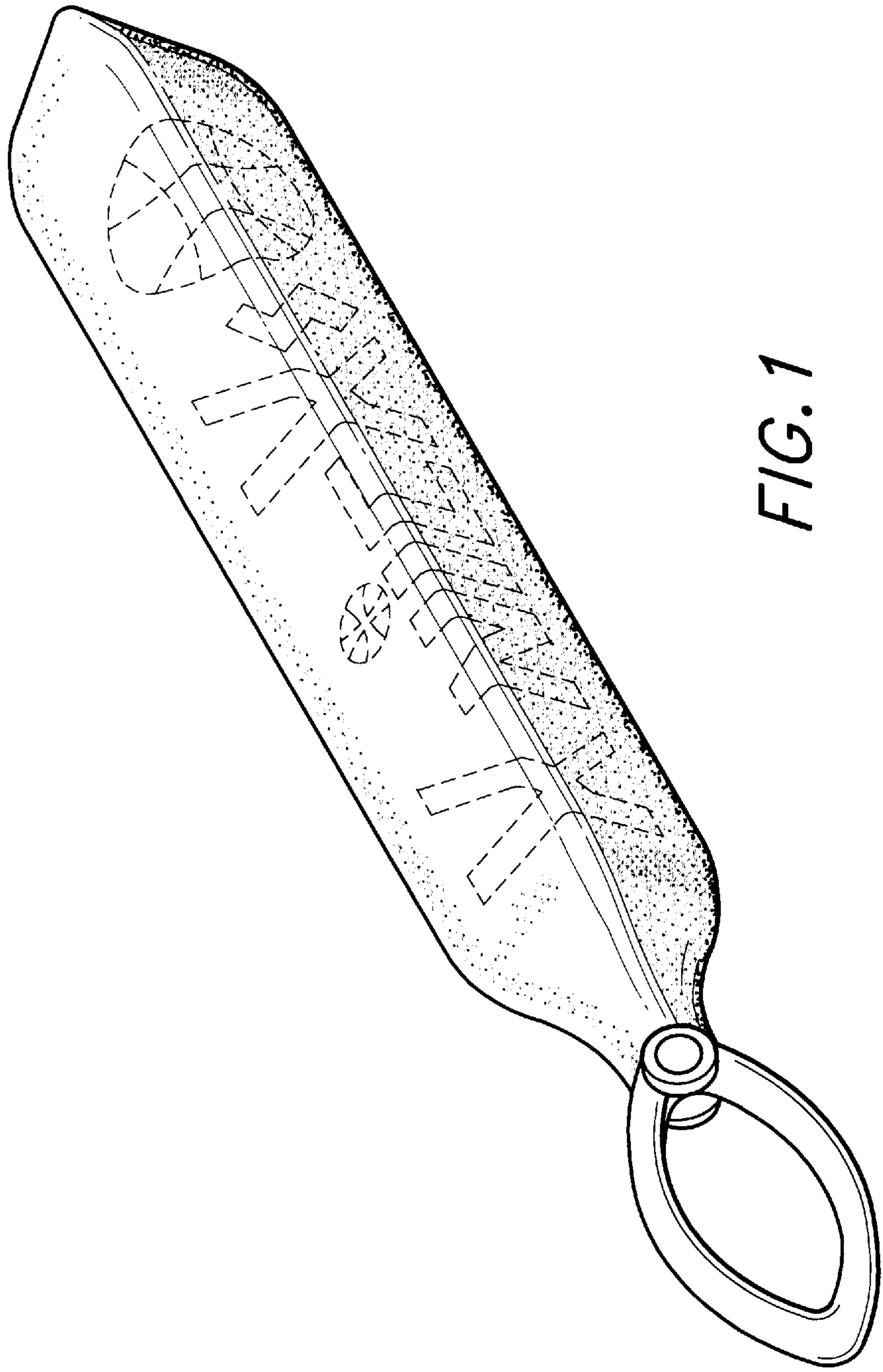


FIG. 1

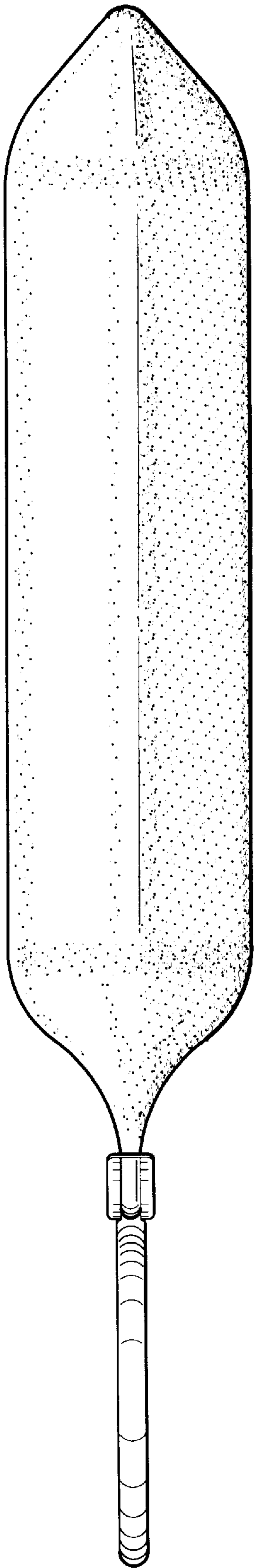


FIG. 2

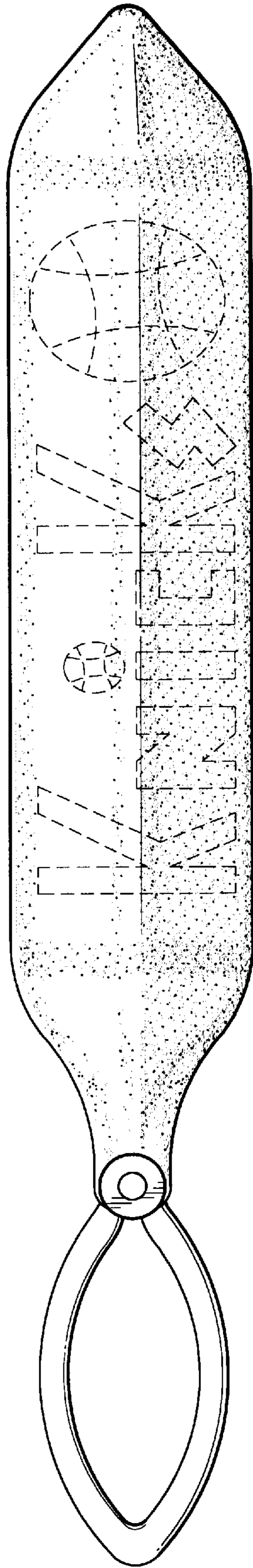


FIG. 3

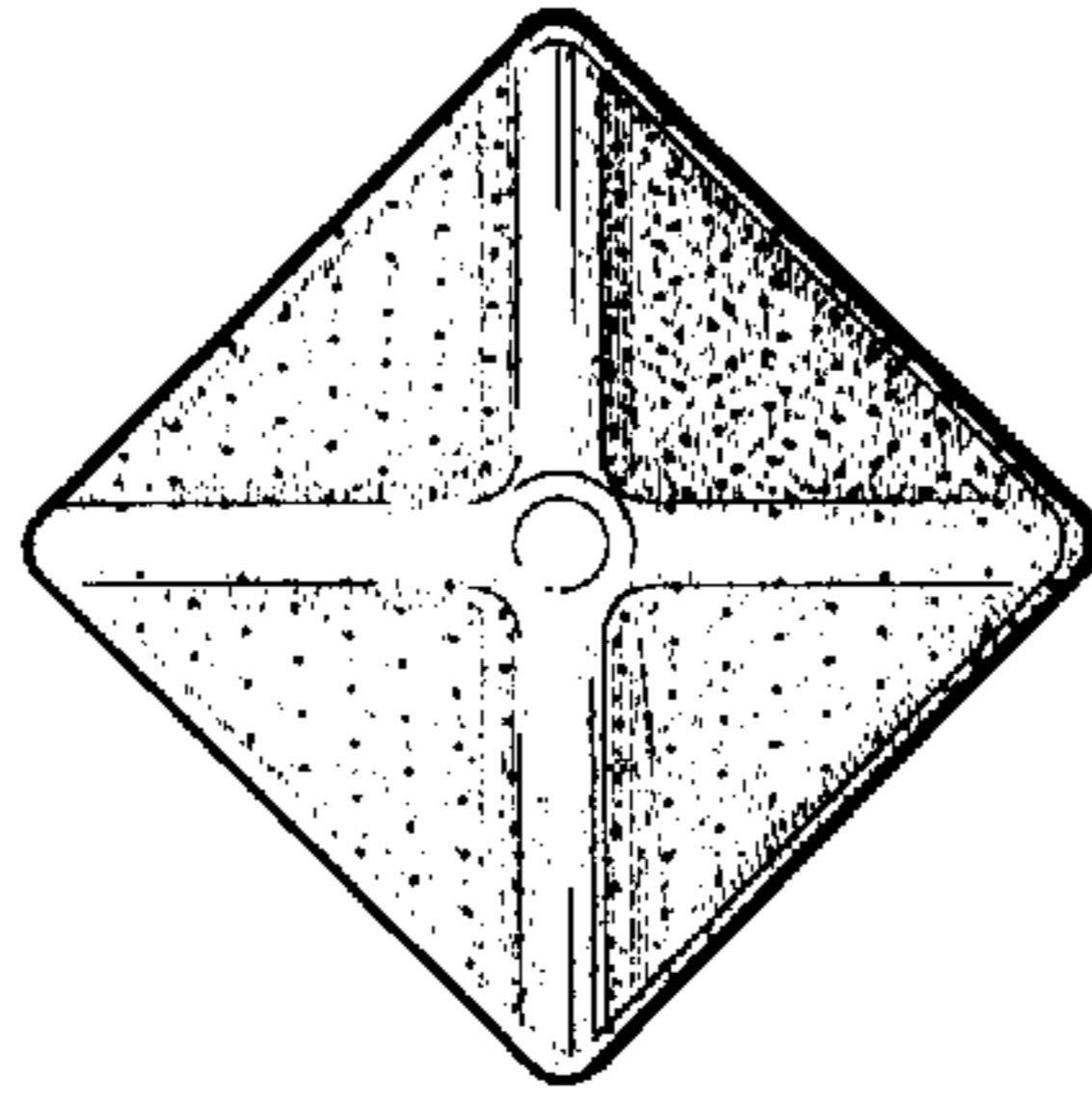


FIG. 5

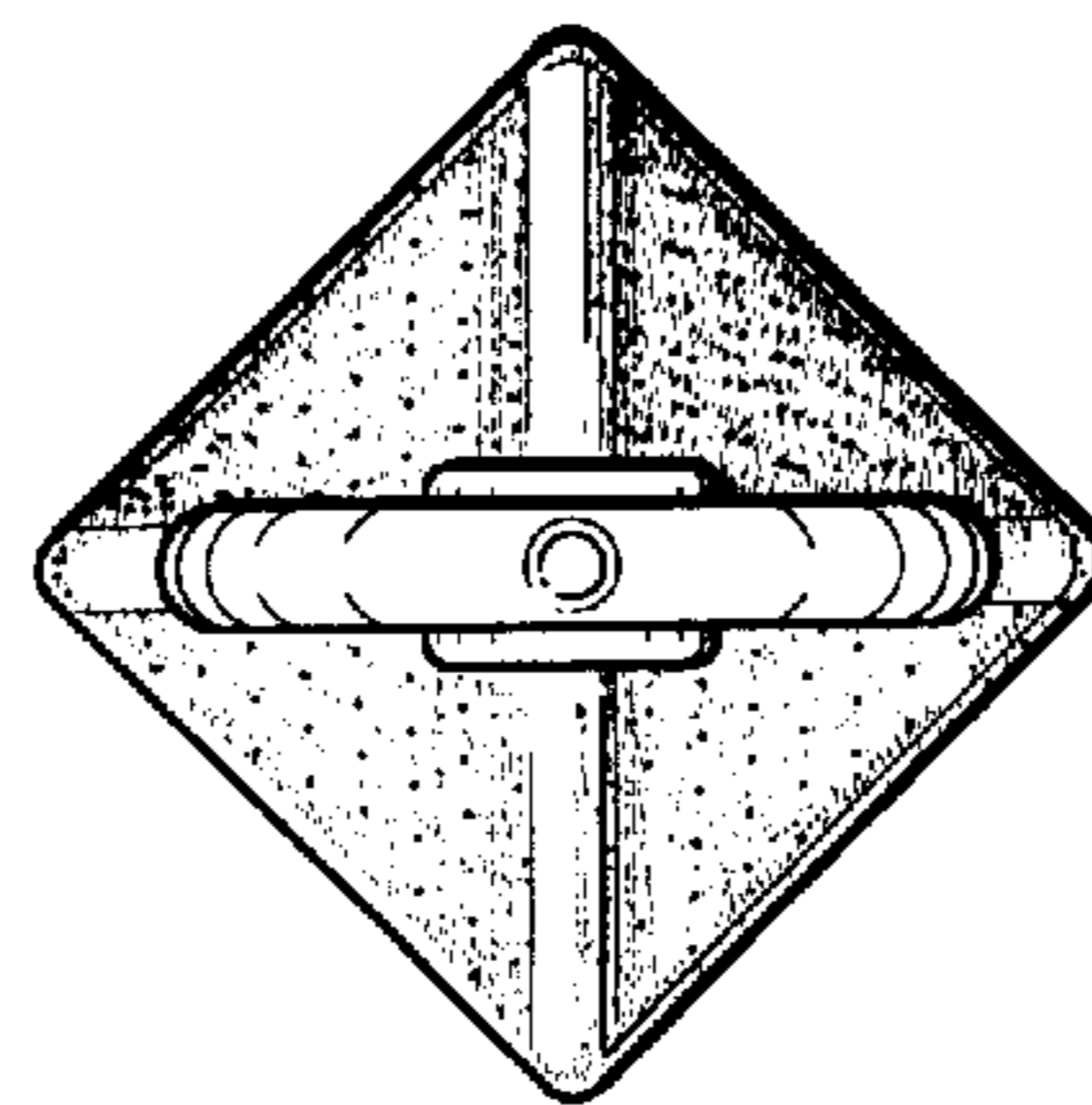


FIG. 4