



US00D398799S

United States Patent [19] Warshawsky

[11] **Patent Number: Des. 398,799**

[45] **Date of Patent: **Sep. 29, 1998**

[54] **ROBE HOLDER**

[75] Inventor: **Jerome Warshawsky**, Hewlett Harbor, N.Y.

[73] Assignee: **IW Industries, Inc.**, Melville, N.Y.

[**] Term: **14 Years**

[21] Appl. No.: **75,180**

[22] Filed: **Aug. 11, 1997**

[51] **LOC (6) Cl.** **06-02**

[52] **U.S. Cl.** **D6/524**

[58] **Field of Search** D6/410, 512, 524, D6/527, 536, 540, 546-550, 552, 556; 211/86.01, 88.04, 100, 16, 105.1, 105.2, 123, 168, 204, 96; D20/10, 41

[56] **References Cited**

U.S. PATENT DOCUMENTS

D. 159,513 8/1950 Pease D6/548
197,979 12/1877 Rückwardt 211/100

219,109 9/1879 Moore 211/100
419,414 1/1890 Campbell 211/96
734,622 7/1903 Shull 211/100

Primary Examiner—Pamela Burgess
Attorney, Agent, or Firm—Alfred M. Walker

[57] **CLAIM**

The ornamental design for a robe holder, as shown and described.

DESCRIPTION

FIG. 1 is a perspective view of a robe holder, showing my new design;
FIG. 2 is a front elevational view thereof;
FIG. 3 is a rear elevational view thereof, the broken lines shown are for illustrative purposes only and form no part of the claimed design;
FIG. 4 is a left side elevational view thereof, the right side being a mirror image thereof;
FIG. 5 is a top plan view thereof; and,
FIG. 6 is a bottom view thereof.

1 Claim, 3 Drawing Sheets

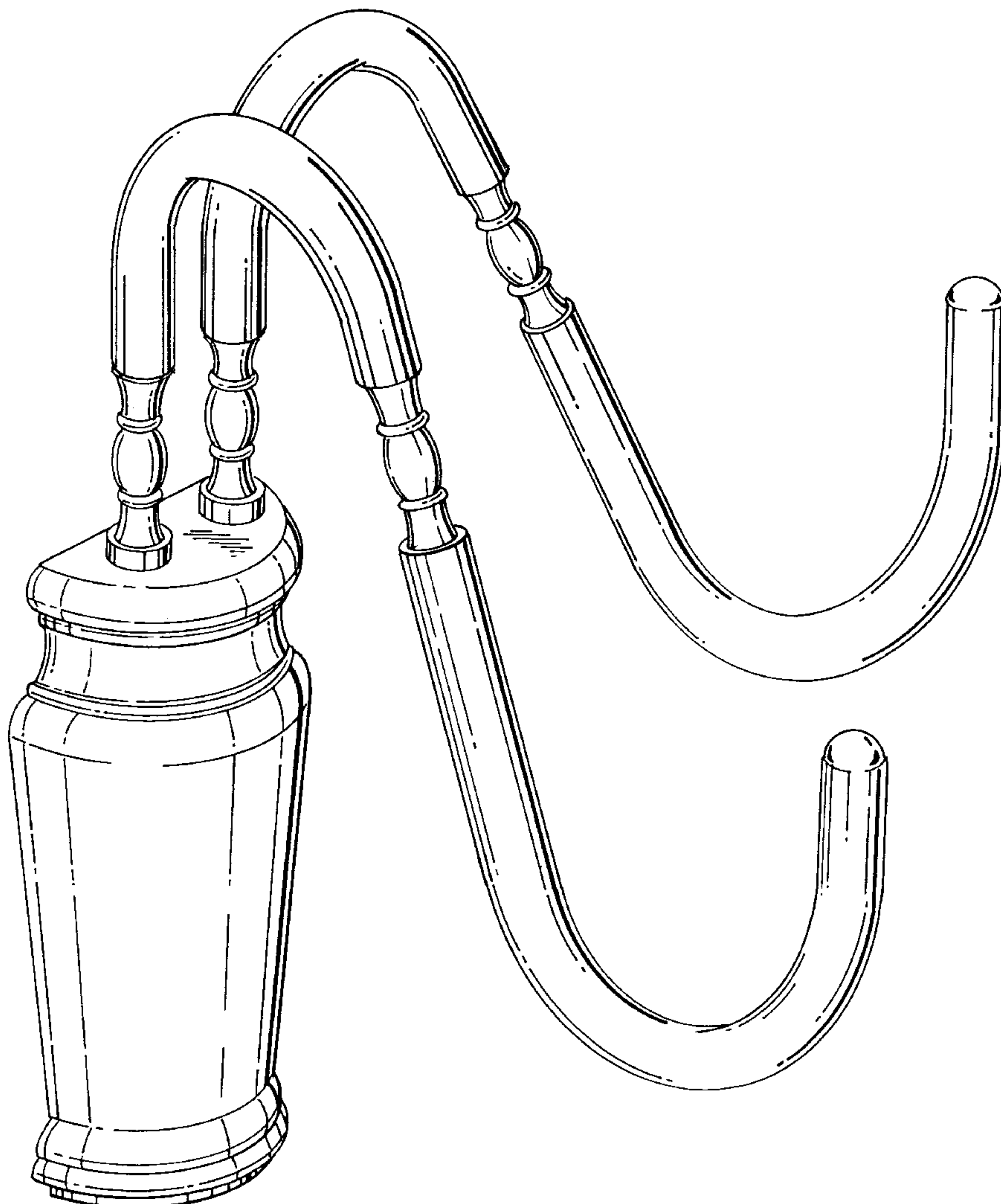


Fig. 1

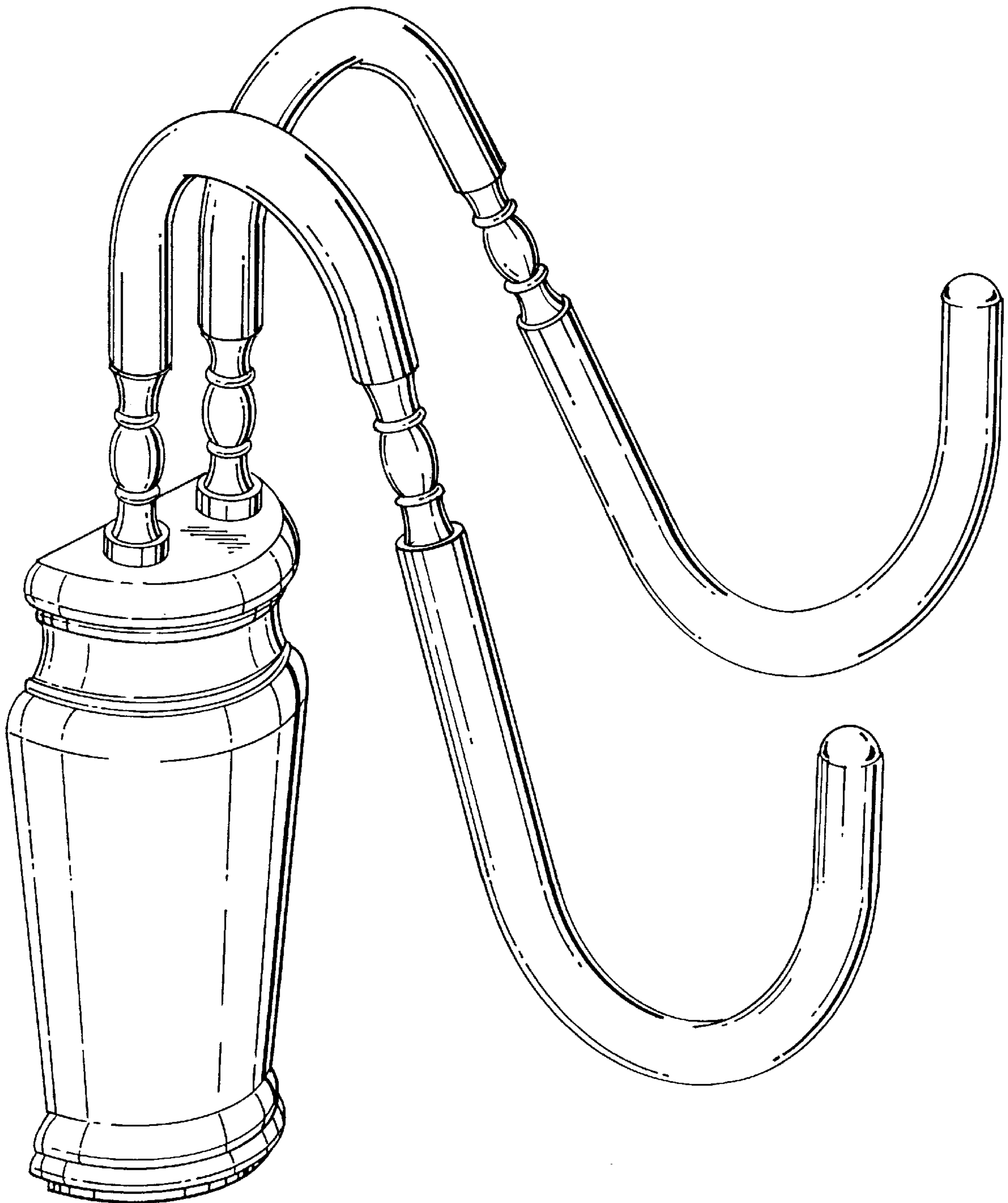


Fig. 2




Fig. 3

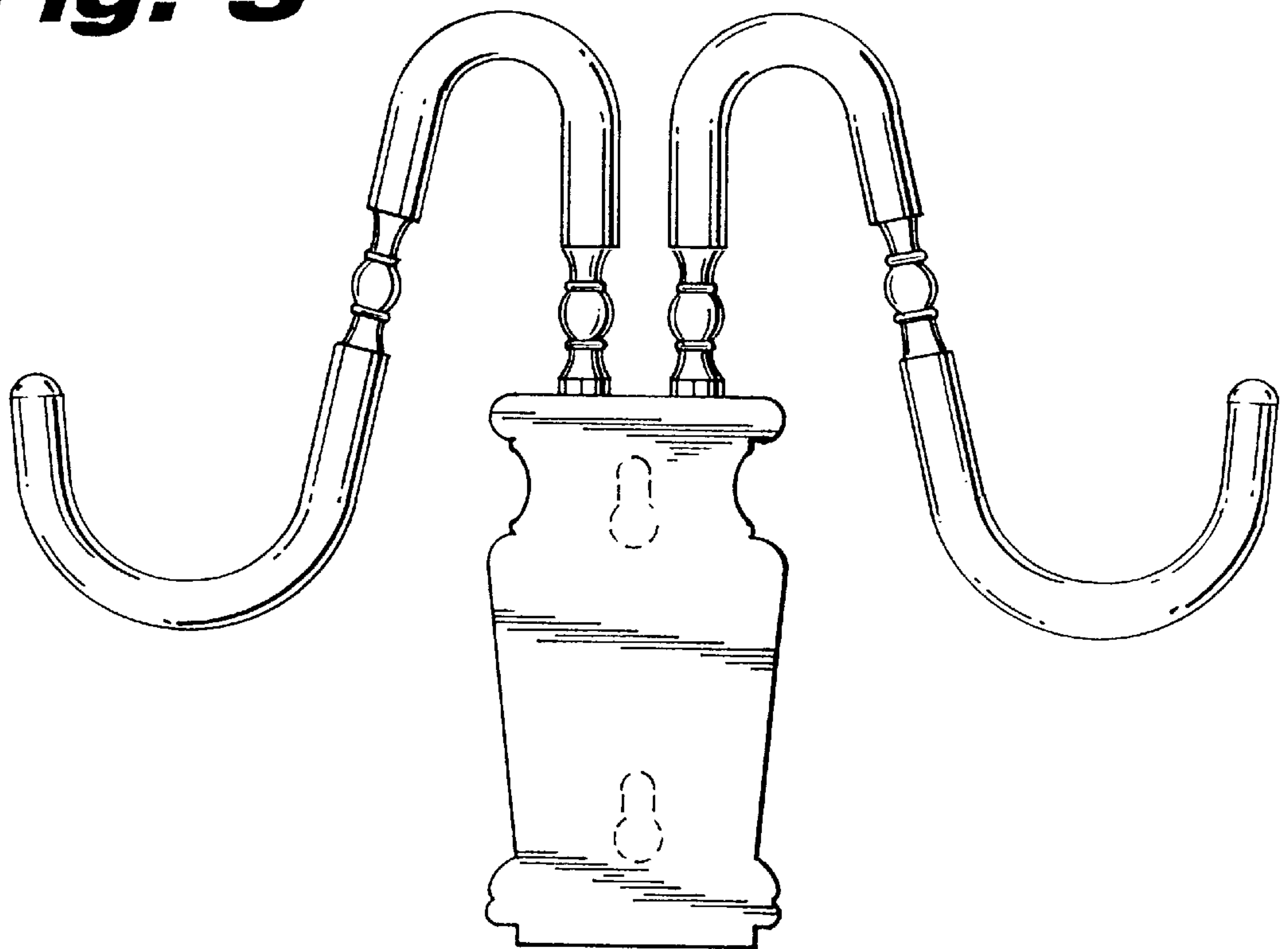


Fig. 4

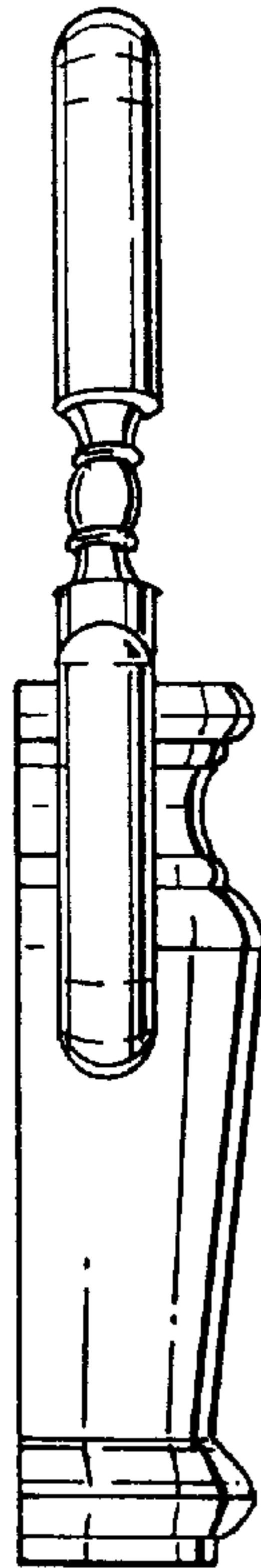


Fig. 5

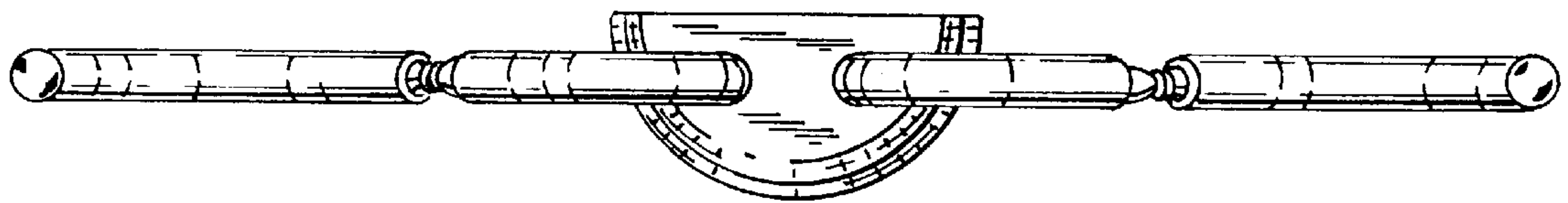


Fig. 6

