



US00D398788S

**United States Patent** [19]  
**Schubert**

[11] **Patent Number: Des. 398,788**

[45] **Date of Patent: \*\*Sep. 29, 1998**

[54] **TABLE**

D. 374,532 10/1996 Pool ..... D34/21  
D. 384,525 10/1997 McBrayer et al. .... D6/446

[75] Inventor: **Frederick Karl Schubert**, Morganton, N.C.

*Primary Examiner*—James Gandy  
*Assistant Examiner*—Linda Brooks  
*Attorney, Agent, or Firm*—Bell Seltzer Intellectual Property Group of Alston & Bird, LLP

[73] Assignee: **Drexel Heritage Furnishings, Inc.**, Drexel, N.C.

[\*\*] Term: **14 Years**

[57] **CLAIM**

[21] Appl. No.: **75,069**

The ornamental design for a table, as shown and described.

[22] Filed: **Aug. 12, 1997**

**DESCRIPTION**

[51] **LOC (6) Cl.** ..... **06-04**

FIG. 1 is a perspective view of the table which illustrates the new design;

[52] **U.S. Cl.** ..... **D6/436; D34/20**

FIG. 2 is a front elevational view of the table of FIG. 1;

[58] **Field of Search** ..... D6/432, 436-439, D6/445-448, 477-480; D34/19-21; 280/47.25, 79.3; 211/1, 13.1, 85.8; 108/59, 60, 161; 312/203, 204, 249.8, 249.11, 249.12, 249.13, 140.1, 140.2

FIG. 3 is a top plan view of FIG. 1;

FIG. 4 is a back elevation view of FIG. 1;

FIG. 5 is a right elevation view of FIG. 1;

FIG. 6 is a left side elevation view of FIG. 1; and,

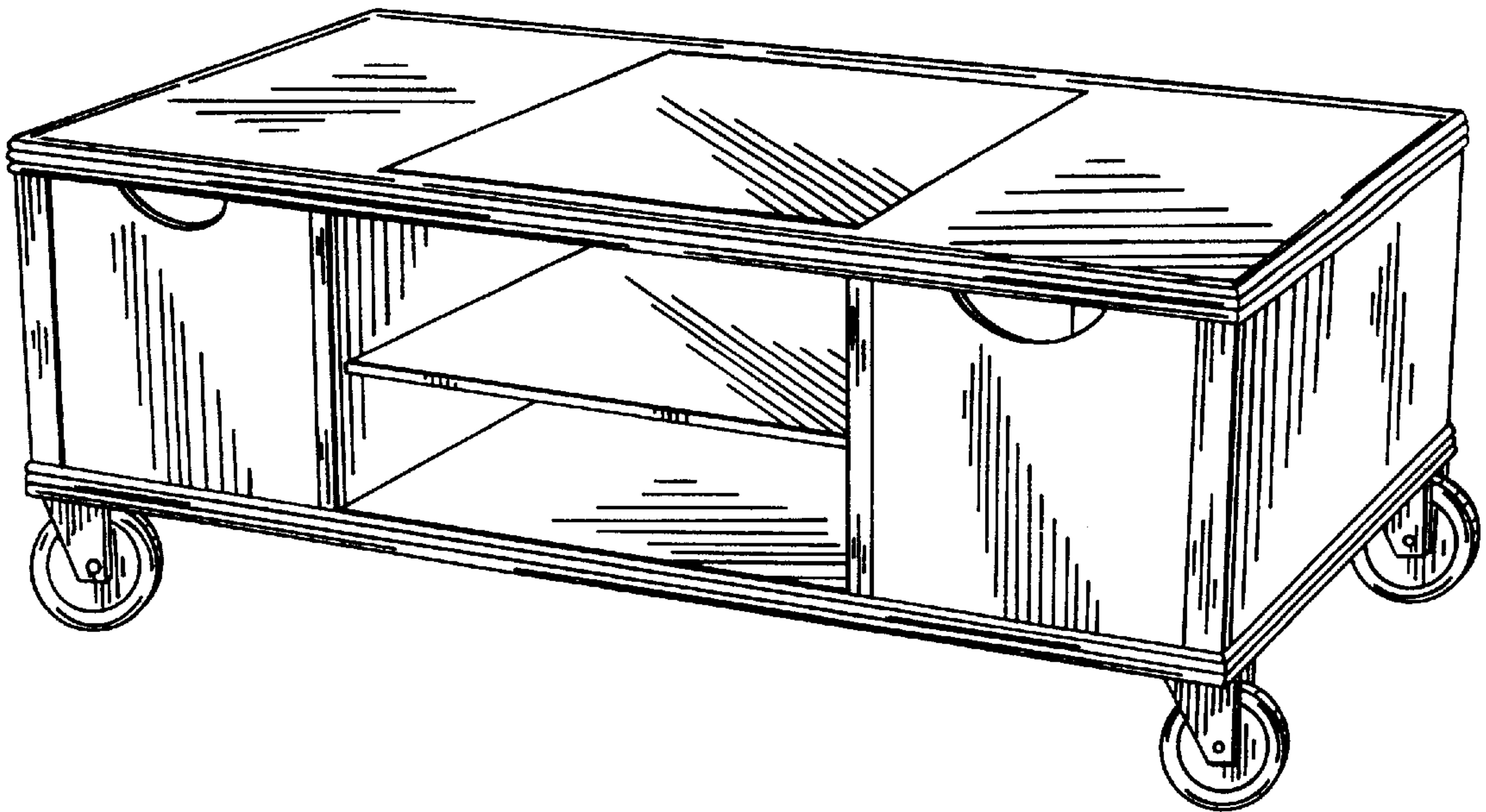
FIG. 7 is a bottom view of FIG. 1.

[56] **References Cited**

**U.S. PATENT DOCUMENTS**

D. 193,516 9/1962 Deaton ..... D6/436

**1 Claim, 2 Drawing Sheets**



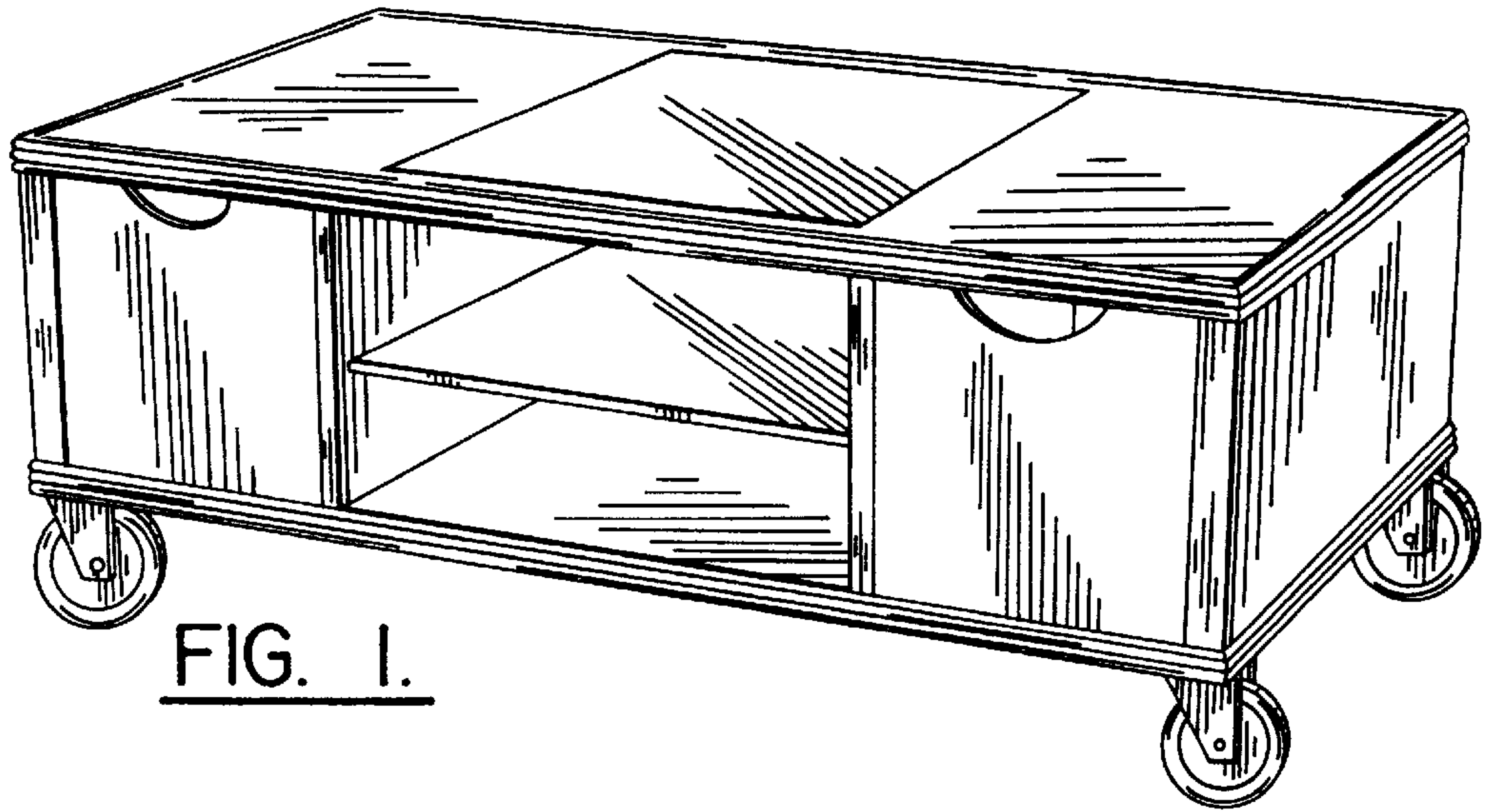


FIG. 1.




FIG. 2.




FIG. 3.

