



US00D398769S

United States Patent [19]

[11] **Patent Number: Des. 398,769**

Avar

[45] **Date of Patent: **Sep. 29, 1998**

[54] **PORTION OF A SHOE UPPER**

[75] Inventor: **Eric P. Avar**, Aloha, Oreg.

[73] Assignee: **Nike, Inc.**, Beaverton, Oreg.

[**] Term: **14 Years**

[21] Appl. No.: **87,288**

[22] Filed: **Apr. 30, 1998**

[51] **LOC (6) Cl.** **02-99**

[52] **U.S. Cl.** **D2/973; D2/973**

[58] **Field of Search** D2/896, 902, 906,
D2/907, 911, 929-931, 972, 973, 978; 36/83,
113, 114, 45, 48, 50.1

[56] **References Cited**

U.S. PATENT DOCUMENTS

D. 97,480	11/1935	Golden	D2/911
D. 103,587	3/1937	Perugia	D2/911
D. 106,180	9/1937	Bingham, Jr.	D2/911
D. 150,694	8/1948	Hardman	D2/911
D. 173,138	10/1954	Bingham, Jr.	D2/911
D. 268,710	4/1983	Anderic .		
D. 347,724	6/1994	Teague .		
D. 383,597	9/1997	Gerber .		
D. 385,102	10/1997	Avar .		
D. 385,998	11/1997	Clegg .		
D. 386,596	11/1997	Avar .		
4,541,186	9/1985	Mulvihill .		
4,547,982	10/1985	Gamm .		

OTHER PUBLICATIONS

Nike Footwear Catalog, Fall 1998, p. 100. Published Dec. 1997.

Nike Footwear Catalog, Late Spring 1998, p. 38. Published Sep. 1997.

Nike Footwear Catalog, Holiday 1997, p. 138. Published Mar. 1997.

Nike Footwear Catalog, Fall 1997, pp. 66 and 178. Published Dec. 1996.

Nike Footwear Catalog, Holiday 1996, pp. 27 and 135. Published Mar. 1996.

Nike Footwear Catalog, Fall 1996, p. 108. Published Dec. 1995.

Nike Footwear Catalog, Spring 1995, p. 89. Published Jun. 1994.

Nike Footwear Catalog, Fall 1992, p. 50. Published Dec. 1991.

Nike Footwear Catalog, Spring 1991, pp. 88 and 90. Published Jun. 1990.

Primary Examiner—Dominic Simone
Attorney, Agent, or Firm—Banner & Witcoff, Ltd.

[57] **CLAIM**

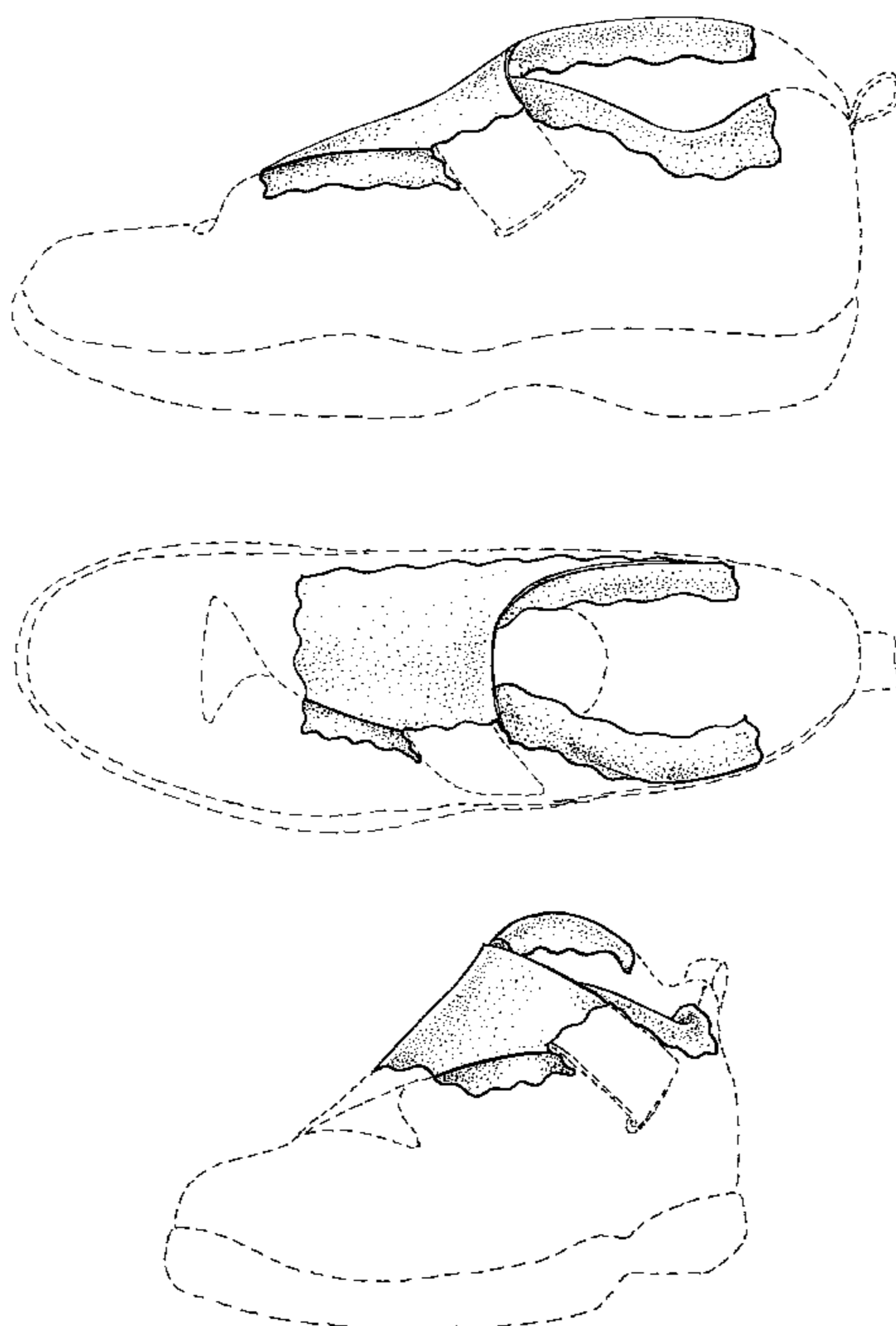
The ornamental design for a portion of a shoe upper, as shown and described.

DESCRIPTION

FIG. 1 is a side elevational view of one side of a portion of a shoe upper showing my new design;
FIG. 2 is a side elevation view of the other side thereof;
FIG. 3 is a top plan view thereof;
FIG. 4 is a front elevational view thereof; and,
FIG. 5 is a perspective view thereof.

The broken line showing of a shoe sole and the remaining portion of the upper shown in FIGS. 1-5 is for illustrative purposes only and forms no part of the claimed design.

1 Claim, 2 Drawing Sheets



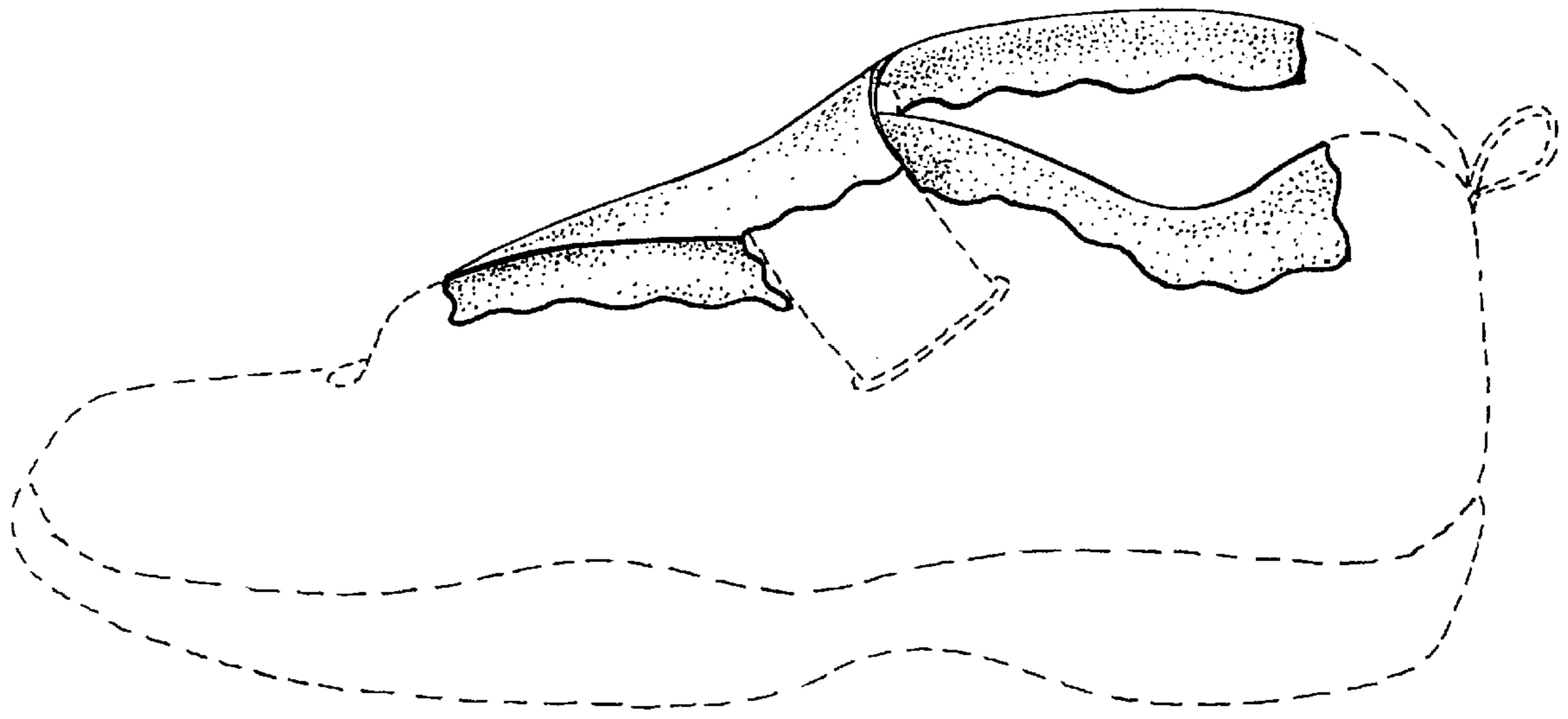


FIG. 1

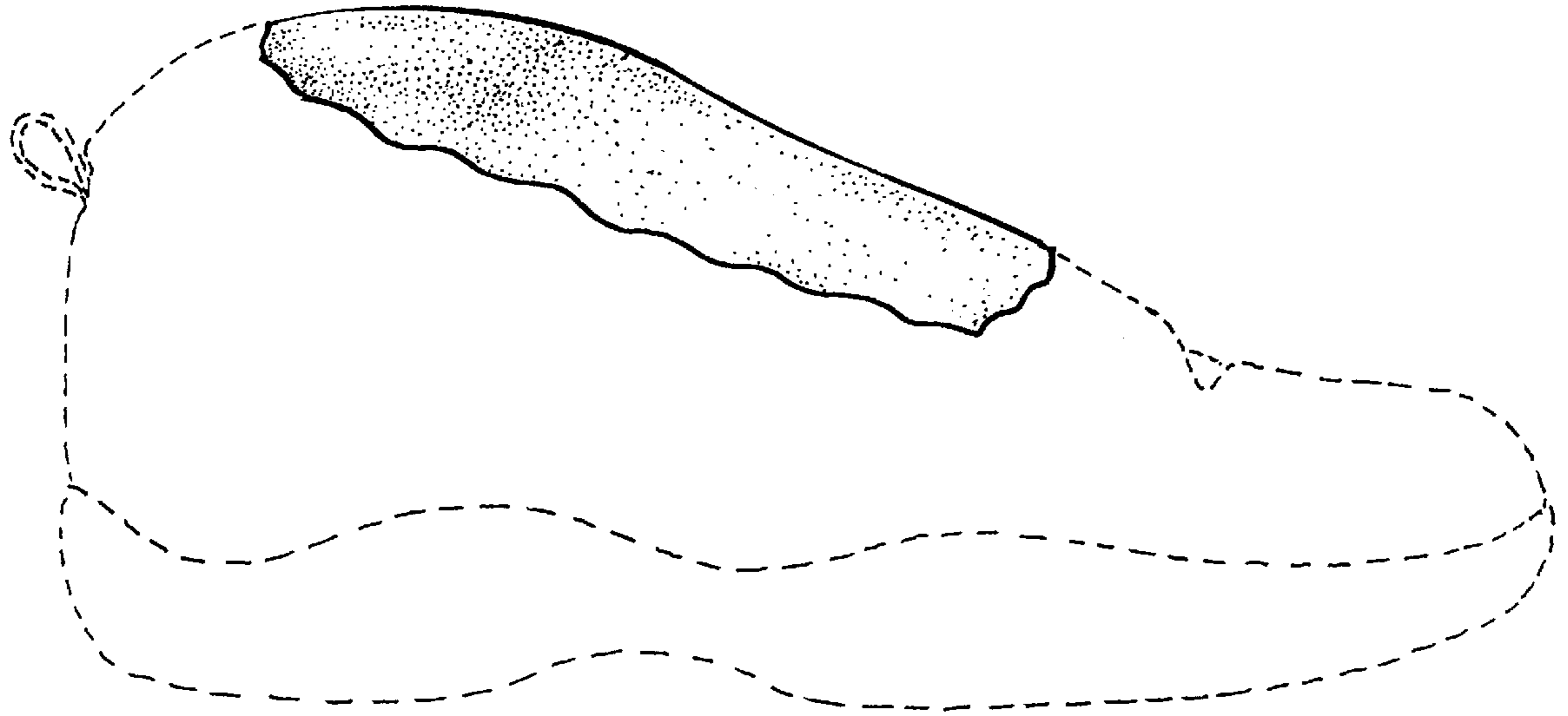


FIG. 2

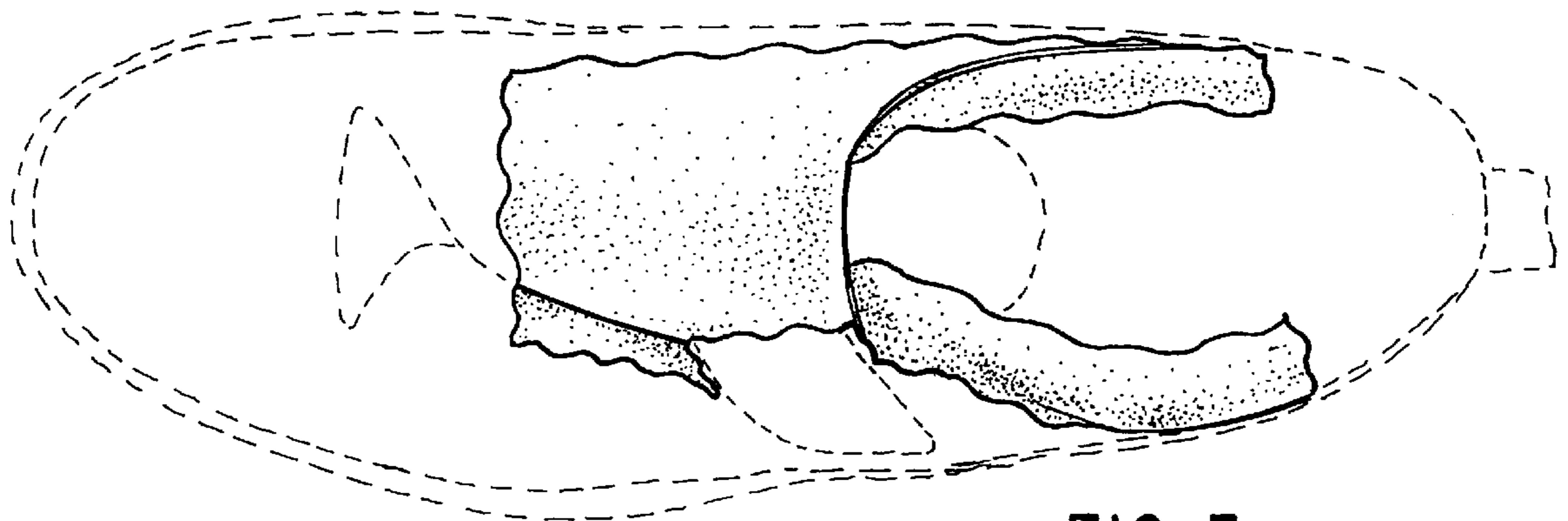


FIG. 3

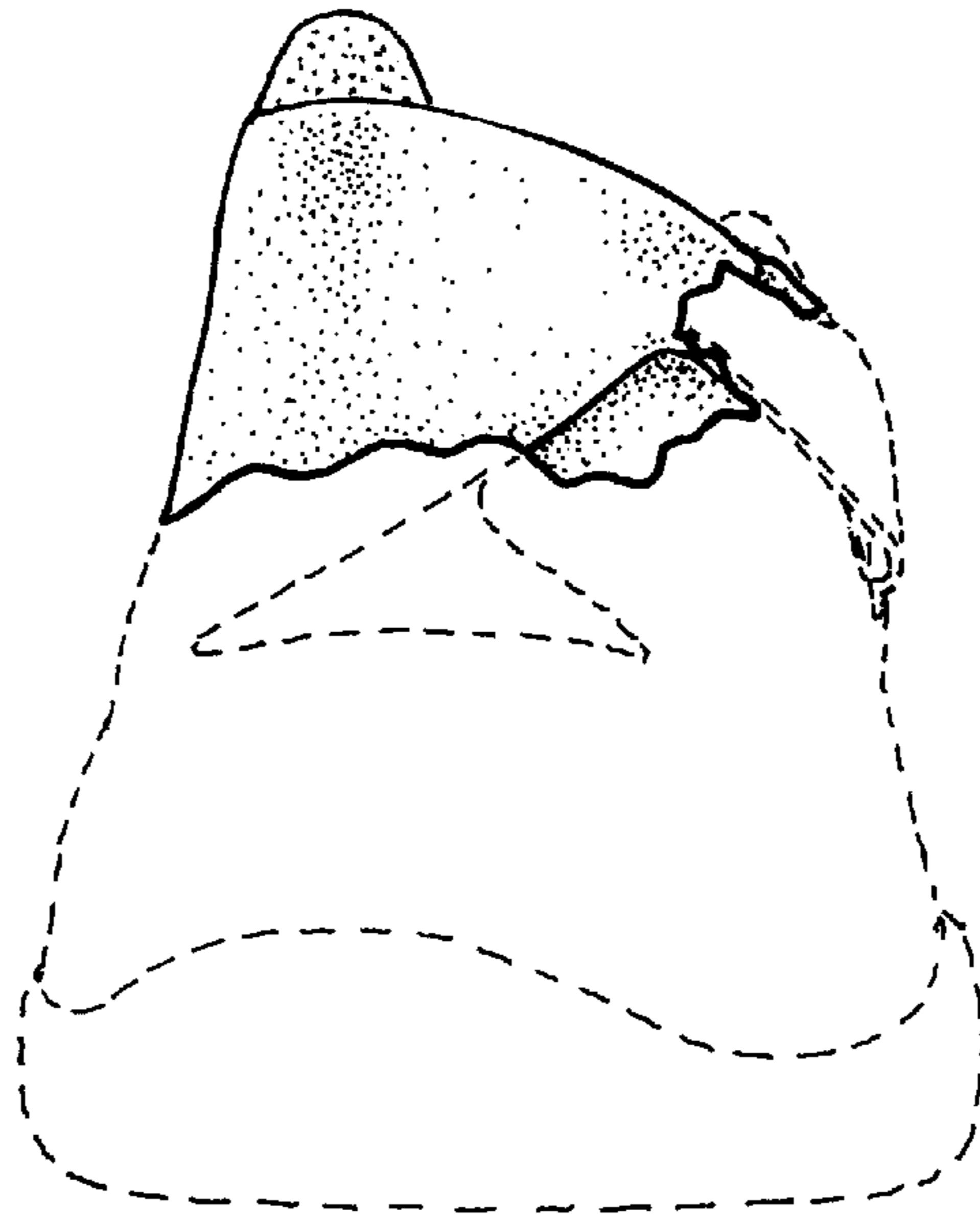


FIG. 4

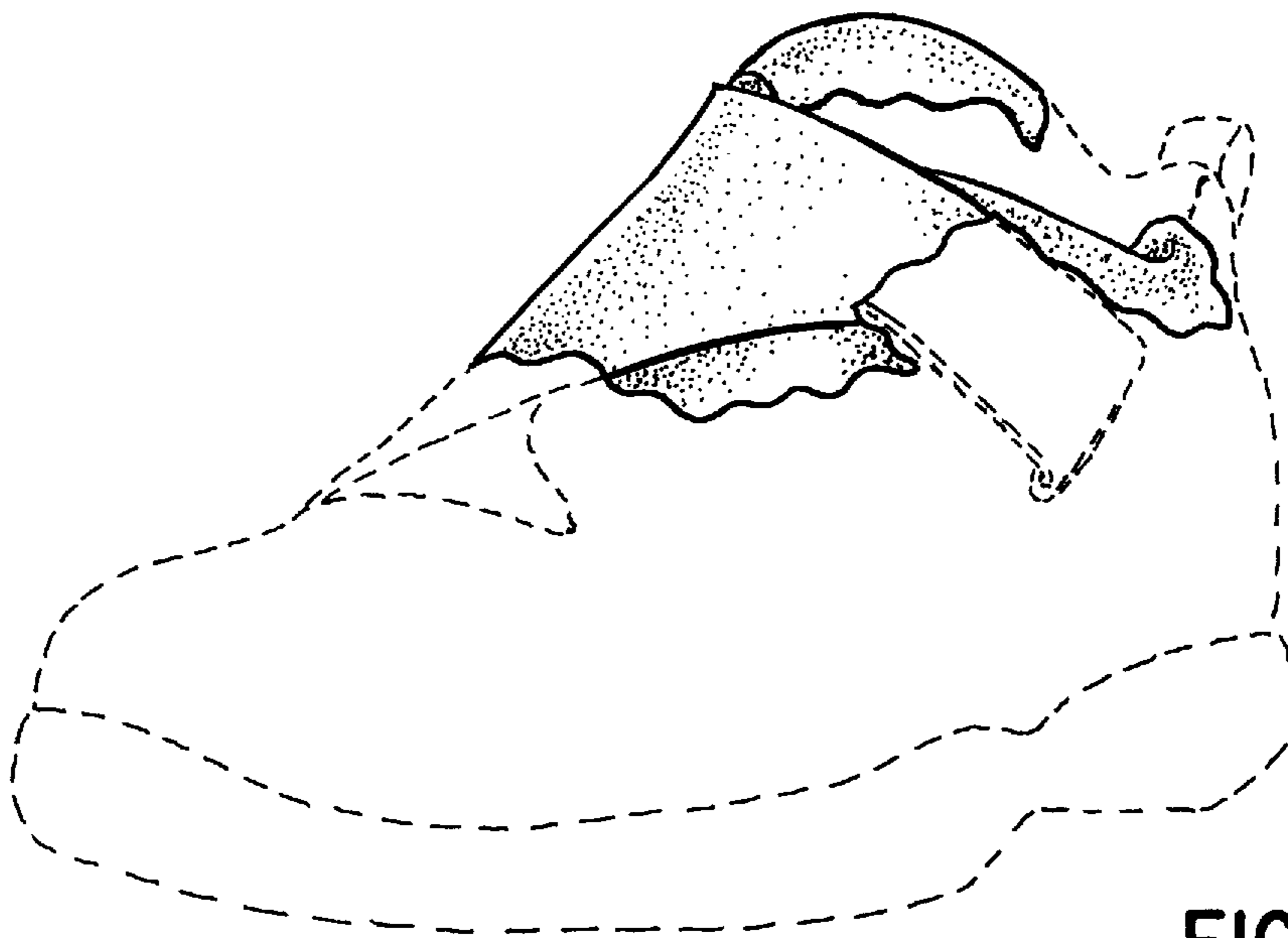


FIG. 5