



US00D398766S

# United States Patent [19]

[11] **Patent Number: Des. 398,766**

**Avar**

[45] **Date of Patent: \*\*Sep. 29, 1998**

## [54] **PORTION OF A SHOE UPPER**

## OTHER PUBLICATIONS

- [75] Inventor: **Eric P. Avar**, Aloha, Oreg.
- [73] Assignee: **Nike, Inc.**, Beaverton, Oreg.
- [\*\*] Term: **14 Years**
- [21] Appl. No.: **86,840**
- [22] Filed: **Apr. 21, 1998**
- [51] **LOC (6) Cl.** ..... **02-99**
- [52] **U.S. Cl.** ..... **D2/972**
- [58] **Field of Search** ..... D2/896, 902, 906,  
D2/907, 972, 973, 978; 36/83, 113, 114,  
45, 48, 50.1

- Nike Footwear Catalog, Holiday 1998, p. 93. Published Mar. 1998.
- Nike Footwear Catalog, Fall 1998, pp. 114 and 116. Published Dec. 1997.
- Nike Footwear Catalog, Holiday 1997, p. 43. Published Mar. 1997.
- Nike Footwear Catalog, Spring 1997, p. 40. Published Jun. 1996.
- Nike Footwear Catalog, Late Spring 1996, pp. 36 and 38. Published Aug. 1995.
- Nike Footwear Catalog, Spring 1996, p. 28. Published Jun. 1995.
- Photographs of Fila B's Bubbles Mid Shoe, shoe dated Feb., 1997.

## [56] **References Cited**

*Primary Examiner*—Dominic Simone  
*Attorney, Agent, or Firm*—Banner & Witcoff, Ltd.

### U.S. PATENT DOCUMENTS

## [57] **CLAIM**

- D. 339,451 9/1993 Greene .
- D. 355,977 3/1995 Teague .
- D. 369,460 5/1996 Van Noy .
- D. 374,340 10/1996 Avar .
- D. 377,263 1/1997 Lucas ..... D2/972
- D. 382,099 8/1997 Hoeft .
- D. 382,391 8/1997 Cass .
- D. 382,695 8/1997 Teague .
- D. 382,699 8/1997 Avar .
- D. 384,197 9/1997 Crowley .
- D. 385,401 10/1997 Avar .
- D. 385,402 10/1997 Hoeft .
- D. 386,598 11/1997 Fogg .
- D. 391,054 2/1998 Vestuti .
- D. 391,059 2/1998 Lozano .
- D. 391,060 2/1998 Cass .
- D. 391,070 2/1998 Ford .
- D. 393,346 4/1998 Hlavacs ..... D2/972
- D. 395,346 6/1998 Doxey ..... D2/972

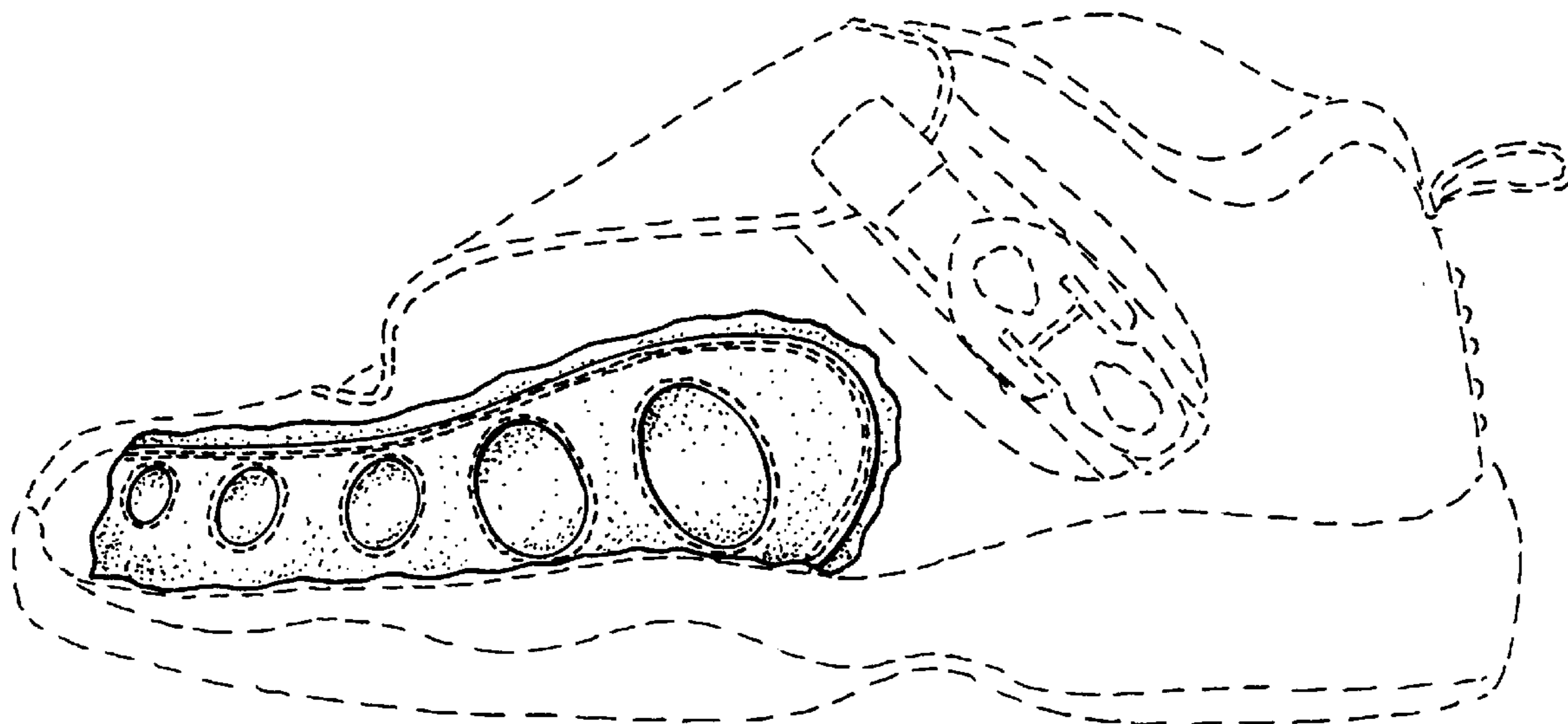
The ornamental design for a portion of a shoe upper, as shown and described.

## DESCRIPTION

FIG. 1 is a frontal perspective view of a portion of a shoe upper showing my new design;  
 FIG. 2 is a side elevational view thereof;  
 FIG. 3 is a front elevational view thereof;  
 FIG. 4 is a rear elevational view thereof; and,  
 FIG. 5 is a top plan view thereof.

The broken line showing of the remainder of the shoe is for illustration purposes only and forms no part of the claimed design.

**1 Claim, 2 Drawing Sheets**



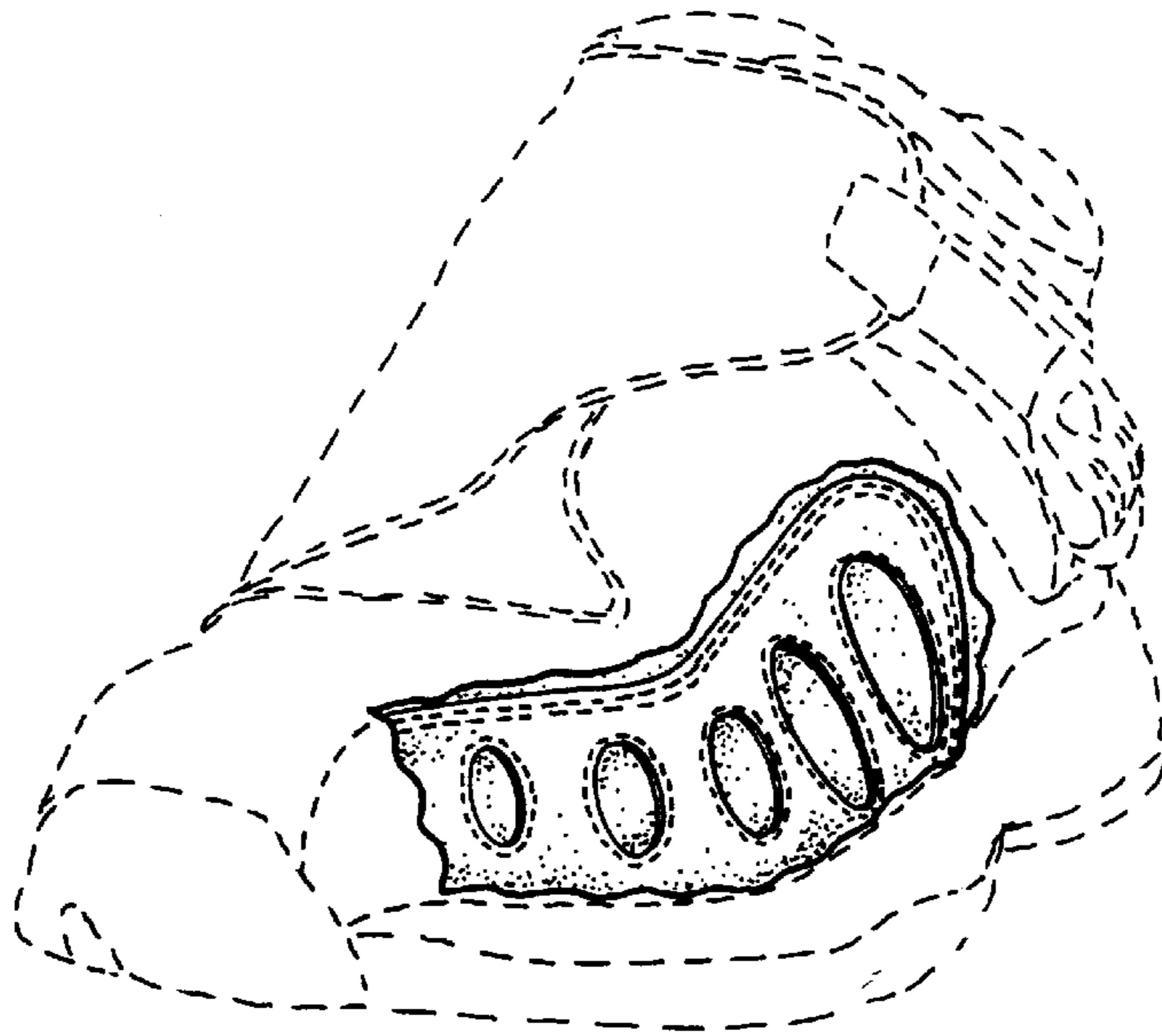


FIG. 1

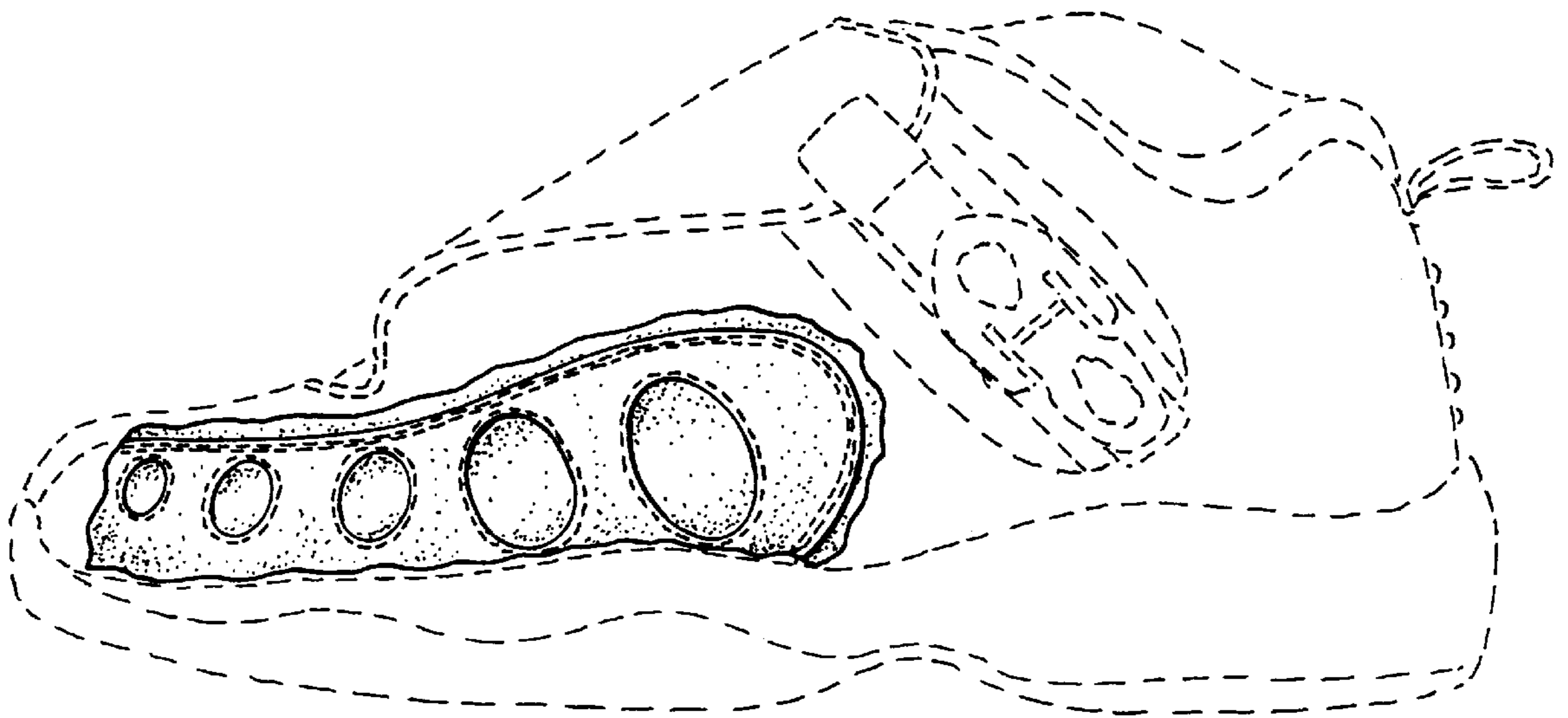


FIG. 2

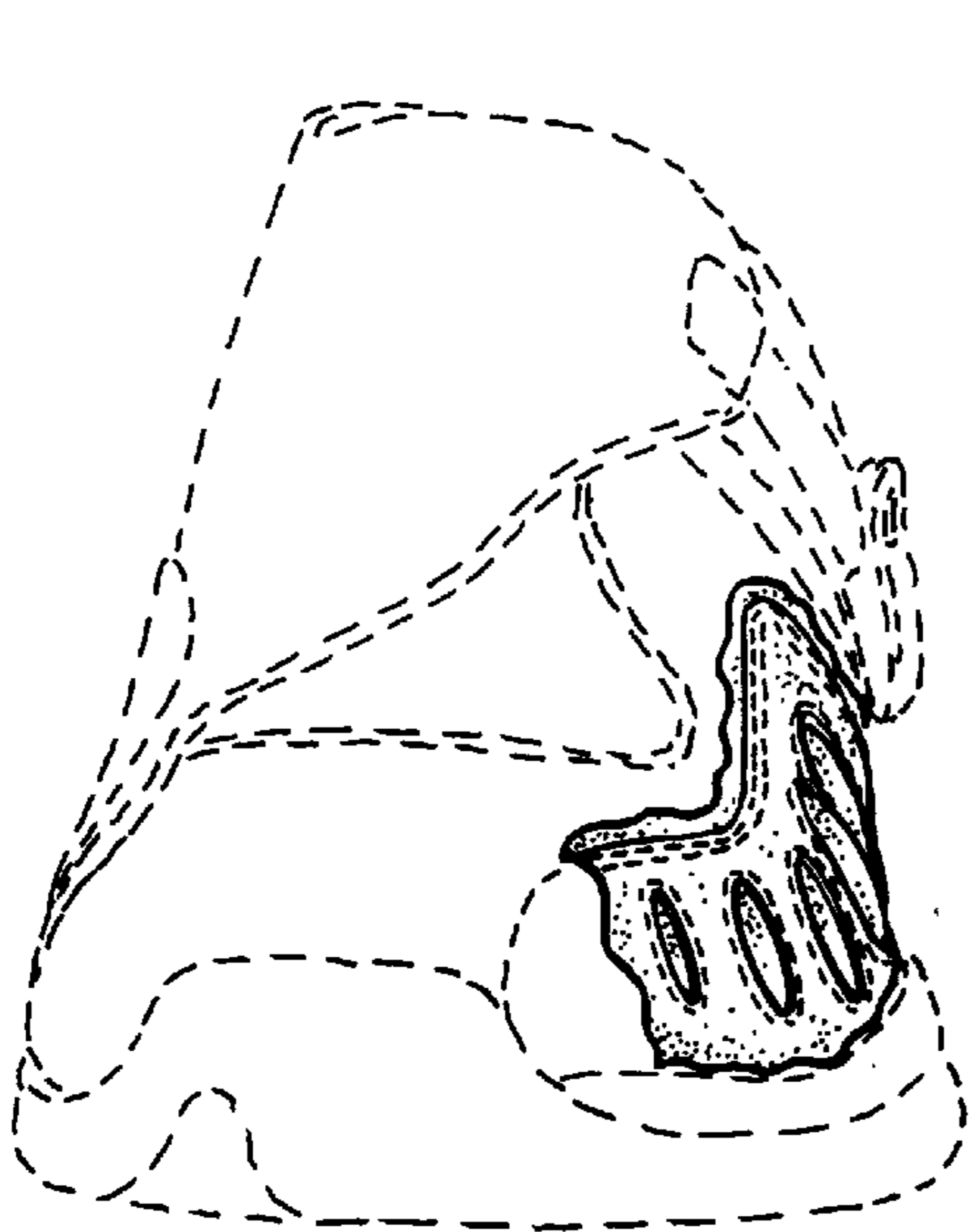


FIG. 3

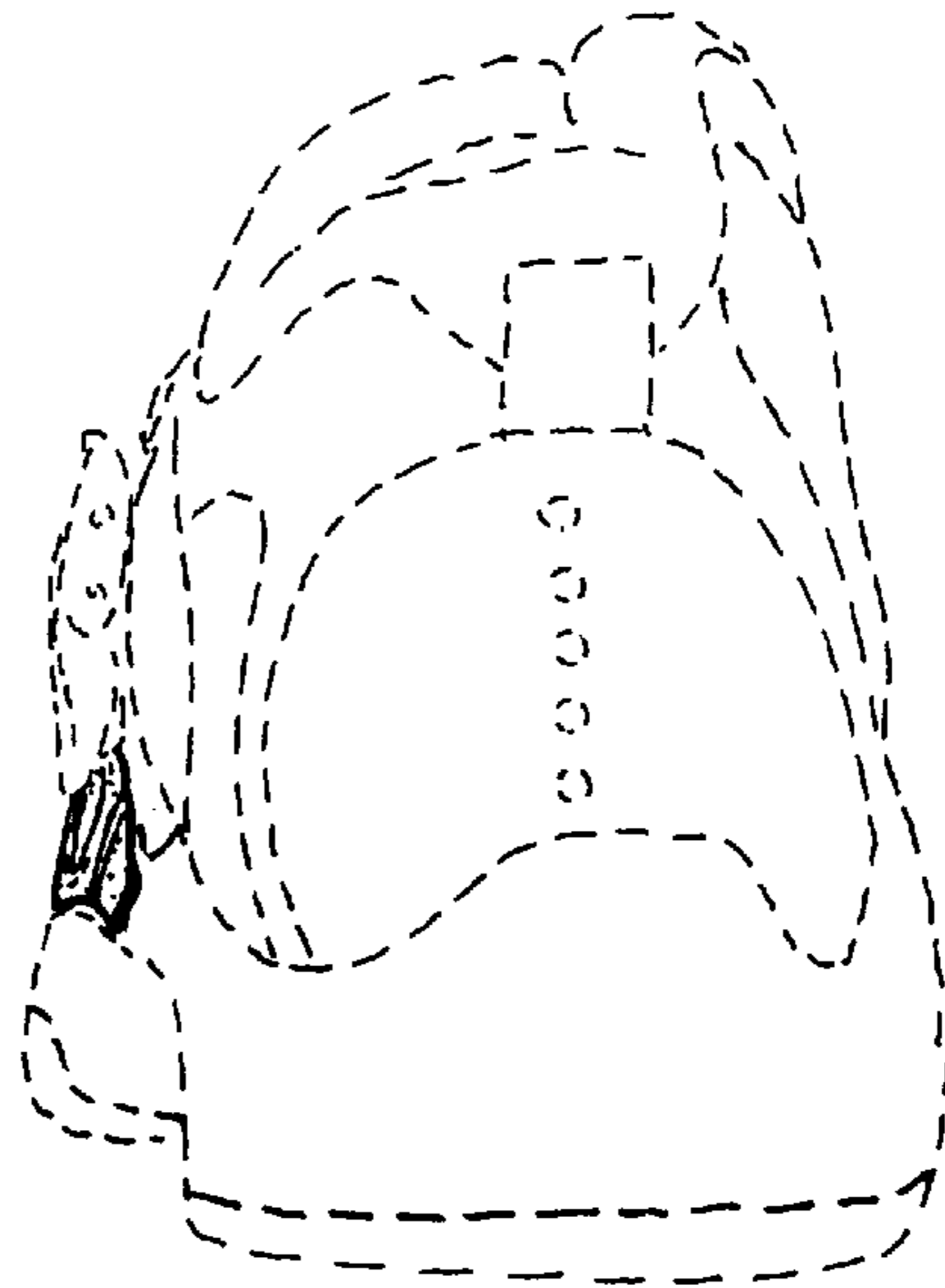


FIG. 4

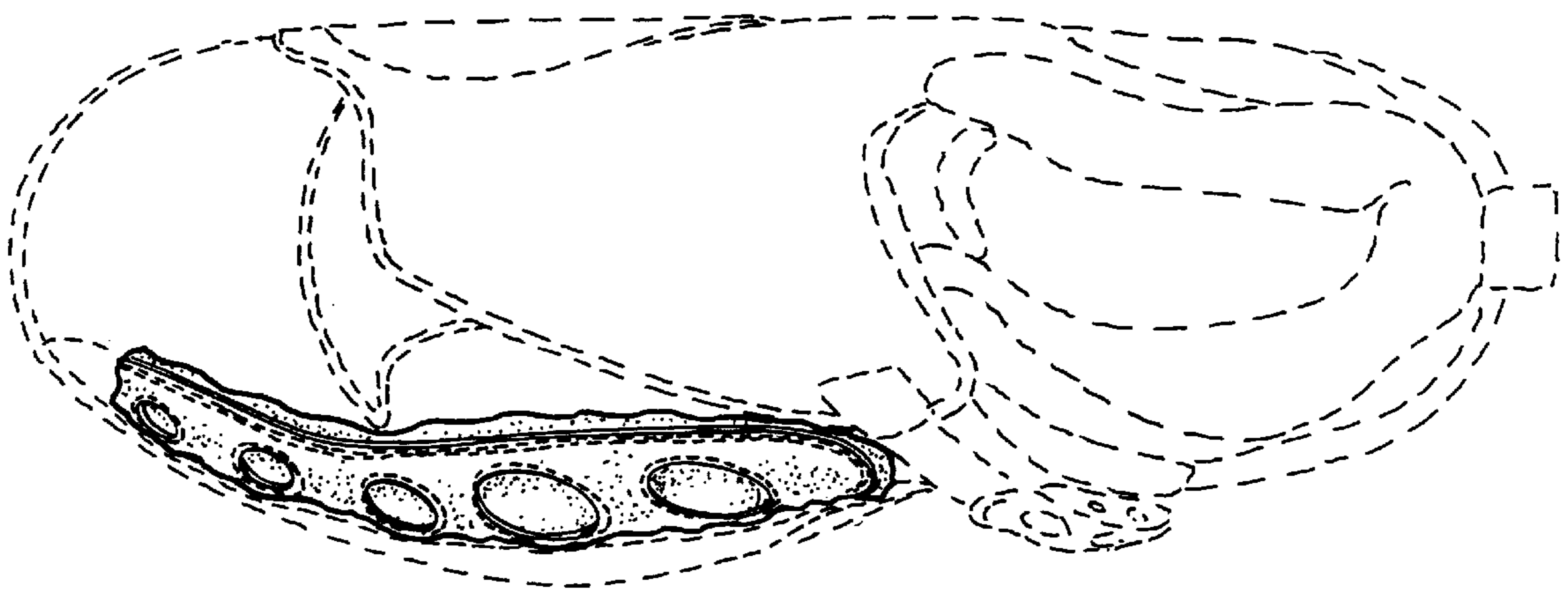


FIG. 5