



US00D398764S

# United States Patent [19] Hlavacs

[11] Patent Number: **Des. 398,764**

[45] Date of Patent: **\*\*Sep. 29, 1998**

[54] **PORTION OF A SHOE UPPER**

[75] Inventor: **John Hlavacs**, Portland, Oreg.

[73] Assignee: **Nike, Inc.**, Beaverton, Oreg.

[\*\*] Term: **14 Years**

[21] Appl. No.: **83,945**

[22] Filed: **Feb. 20, 1998**

[51] **LOC (6) Cl.** ..... **02-99**

[52] **U.S. Cl.** ..... **D2/972**

[58] **Field of Search** ..... D2/896, 902, 906,  
D2/907, 972, 973, 978; 36/83, 113, 114,  
45, 48, 50.1, 126-129

[56] **References Cited**

**U.S. PATENT DOCUMENTS**

D. 134,783	1/1943	Julianelli et al.	.....	D2/973
D. 364,499	11/1995	Avar .		
D. 365,201	12/1995	Avar .		
D. 381,492	7/1997	Nakano	.....	D2/902
D. 382,101	8/1997	Teague .		
D. 383,791	9/1997	Avar .		
D. 384,801	10/1997	Rask .		
D. 385,400	10/1997	Cooper .		
D. 385,993	11/1997	Avar .		
D. 386,597	11/1997	Avar .		
D. 392,455	3/1998	Lozano	.....	D2/972
D. 393,346	4/1998	Hlavacs	.....	D2/972
D. 393,351	4/1998	Avar	.....	D2/972
4,447,971	5/1984	Bente .		

**OTHER PUBLICATIONS**

Nike Footwear Catalog, Fall 1998, pp. 62 and 92. Published Dec. 1997.

Nike Footwear Catalog, Late Spring 1998, p. 199. Published Sep. 1997.

Nike Footwear Catalog, Spring 1998, pp. 51 and 52. Published Jun. 1997.

Nike Footwear Catalog, Late Spring 1997, pp. 34 and 48. Published Sep. 1996.

Nike Footwear Catalog, Late Spring 1996, p. 40. Published Aug. 1995.

Nike Footwear Catalog, 1983, p. 14. Published Jan. 1983.

*Primary Examiner*—Dominic Simone  
*Attorney, Agent, or Firm*—Banner & Witcoff, Ltd.

[57] **CLAIM**

The ornamental design for a portion of a shoe upper, as shown and described.

**DESCRIPTION**

FIG. 1 is a perspective view of a portion of a shoe upper showing my new design;

FIG. 2 is a side elevational view thereof;

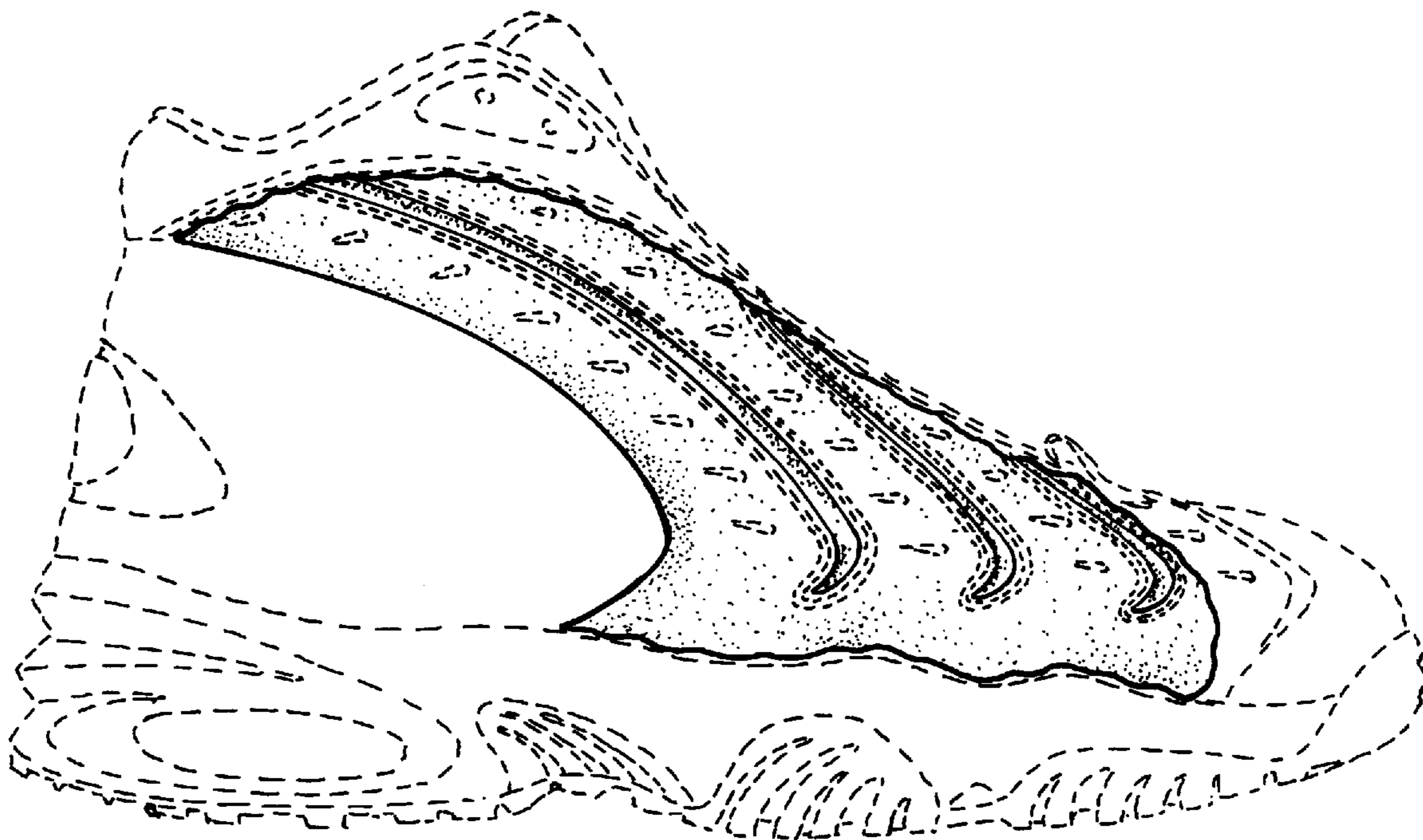
FIG. 3 is a front elevational view thereof;

FIG. 4 is a rear elevational view thereof; and,

FIG. 5 is a top plan view thereof.

The broken line showing of a shoe sole and the remaining portion of the upper shown in FIGS. 1-5 is for illustrative purposes only and forms no part of the claimed design.

**1 Claim, 2 Drawing Sheets**



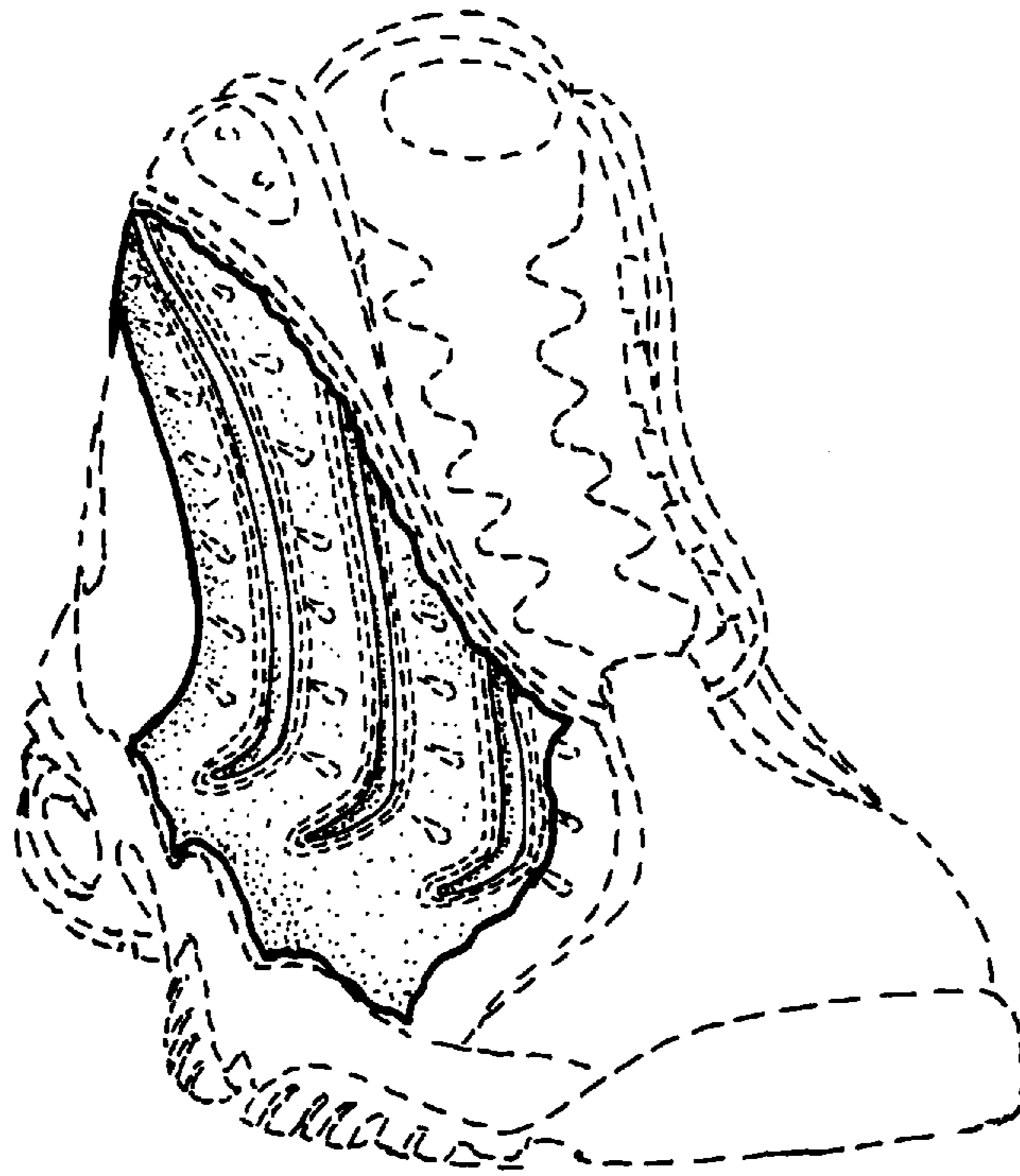


FIG. 1

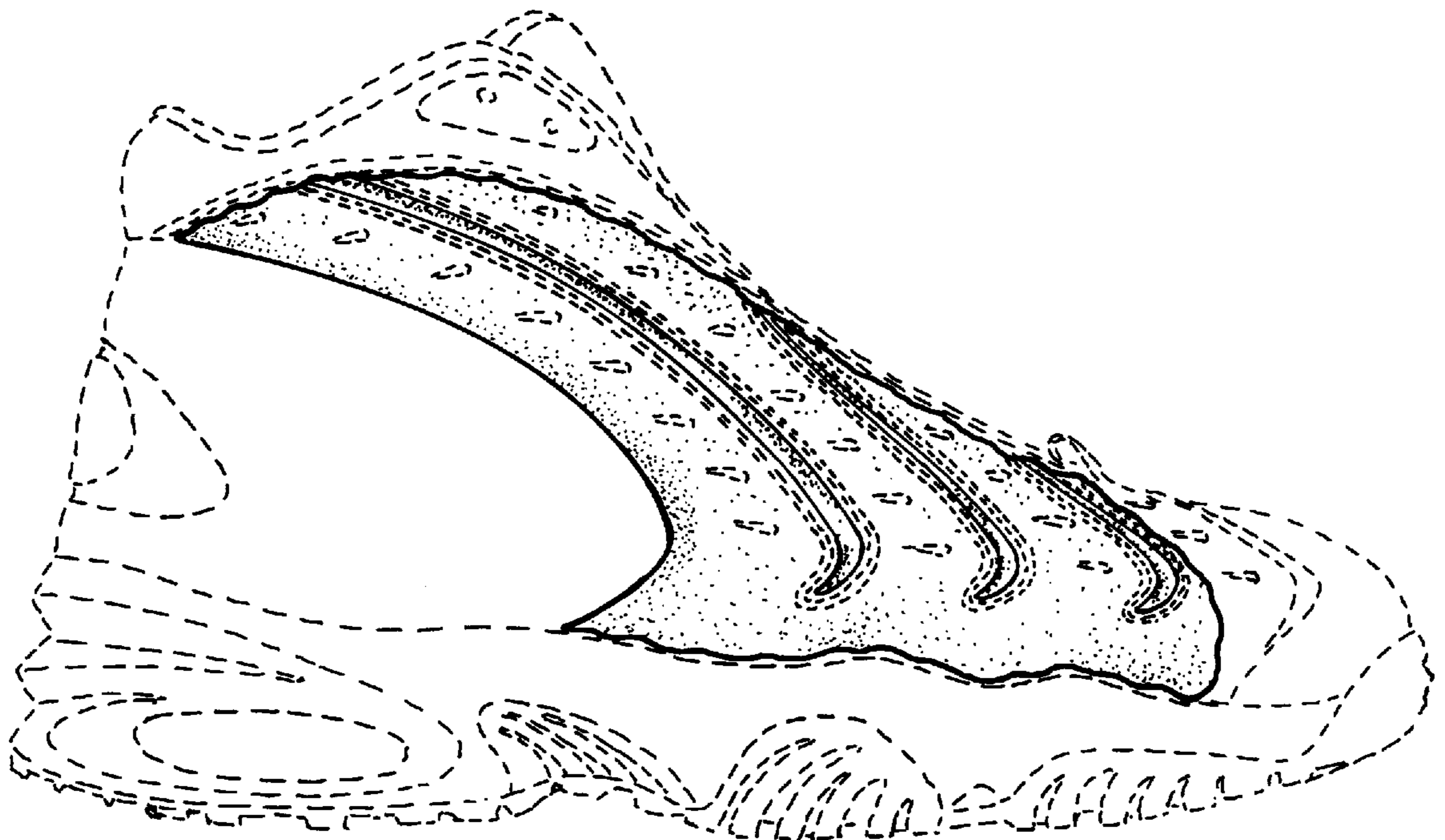


FIG. 2

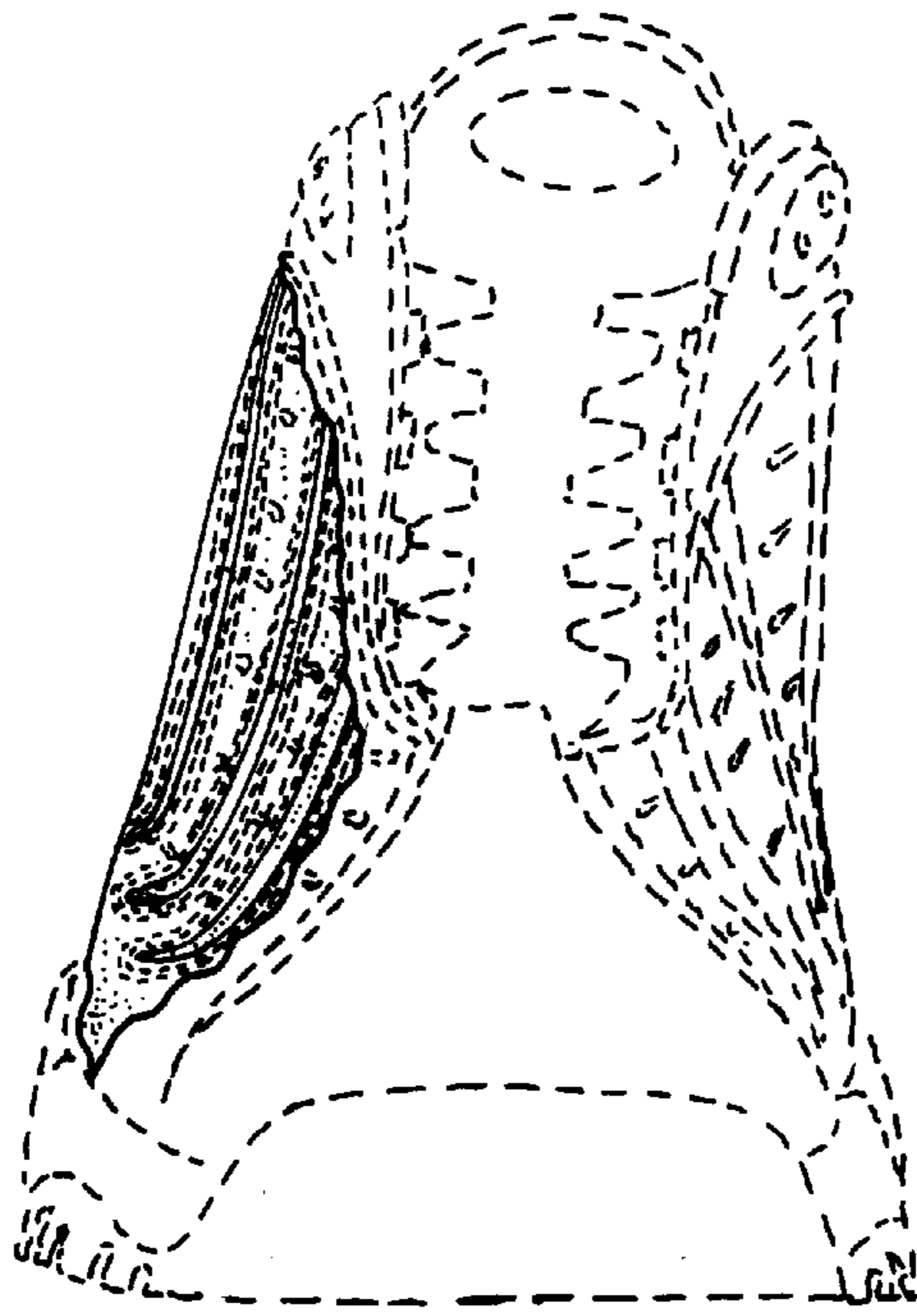


FIG. 3

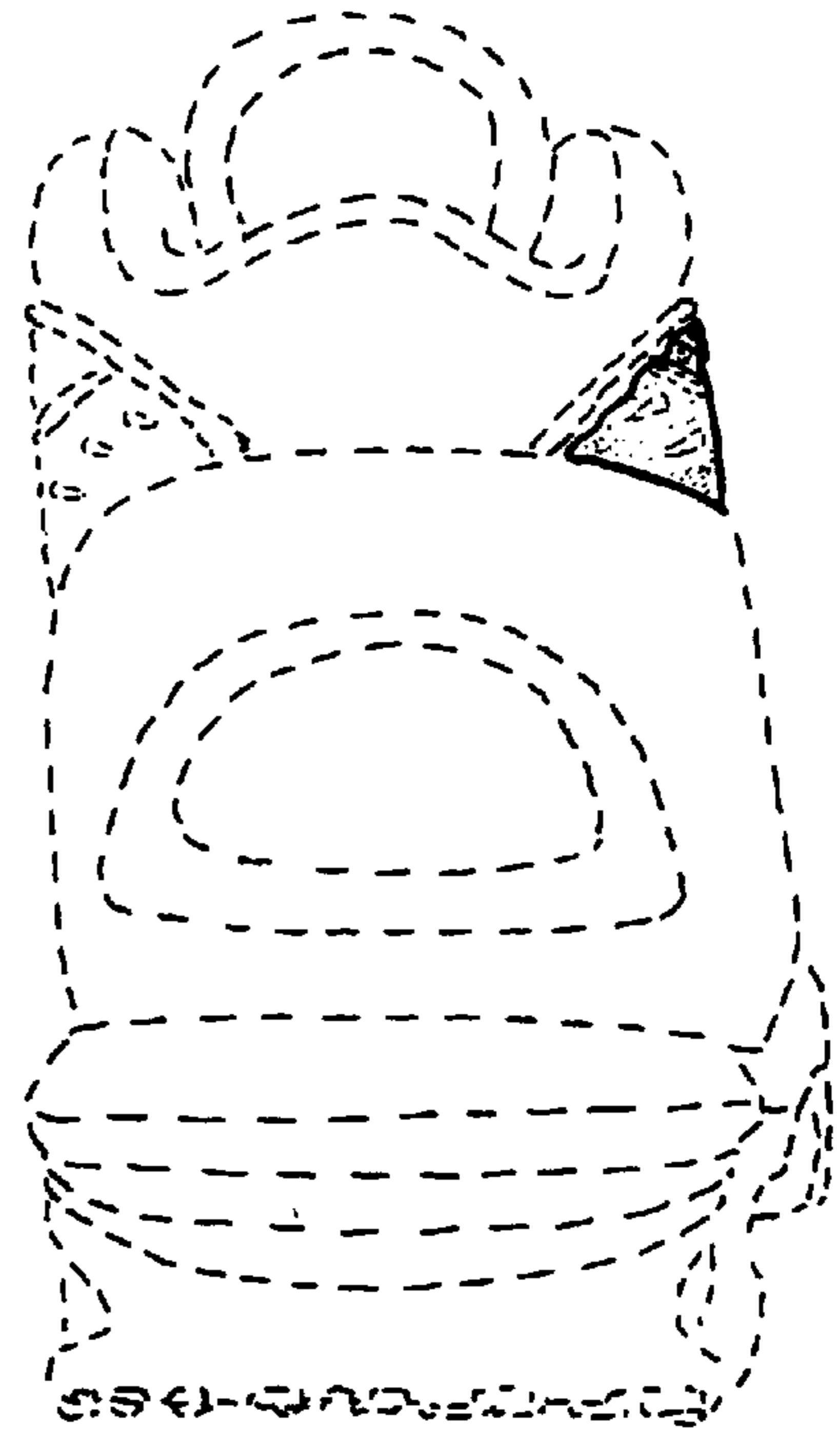


FIG. 4

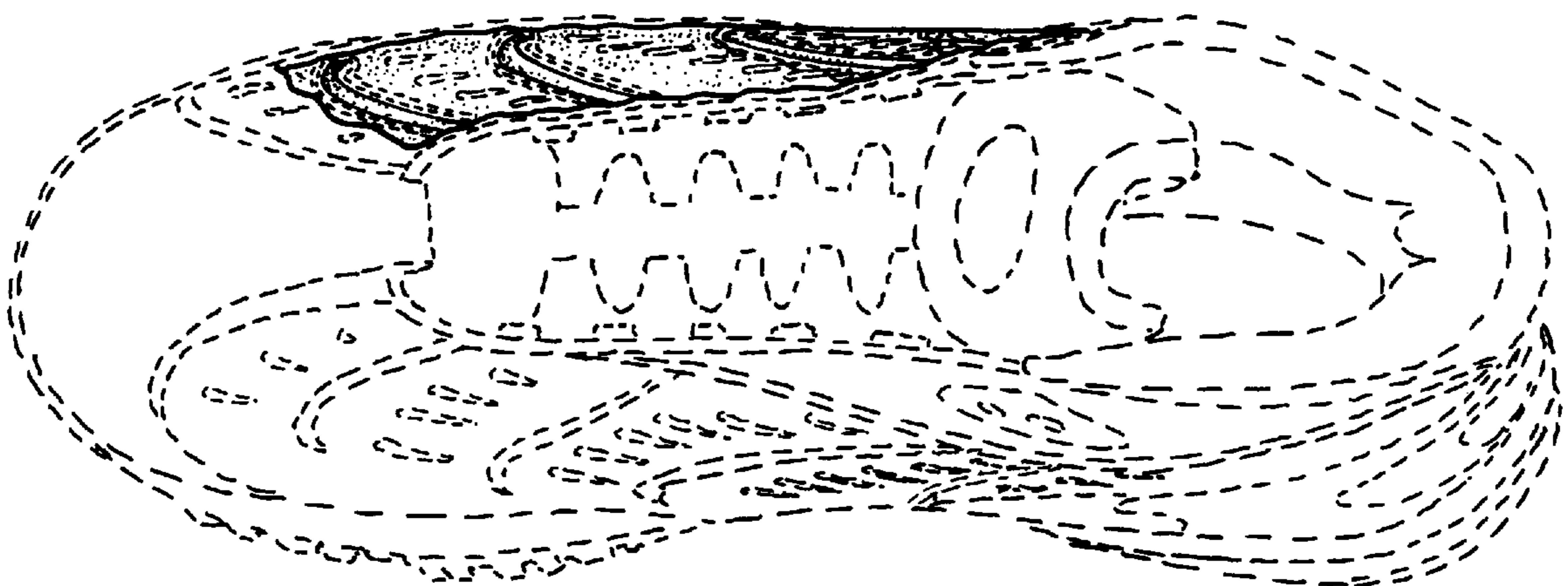


FIG. 5