



US00D398762S

United States Patent [19]
McDowell et al.

[11] **Patent Number: Des. 398,762**
[45] **Date of Patent: **Sep. 29, 1998**

[54] **PORTION OF A SHOE UPPER**

5,437,112 8/1995 Johnston .

[75] Inventors: **Sean M. McDowell; David J. Schenone**, both of Beaverton, Oreg.

OTHER PUBLICATIONS

Nike Fall 1998 Footwear Catalog, pp. 8, 30, 62 and 73. Published Dec. 1997.
Nike Late Spring 1998 Footwear Catalog, p. 153. Published Sep. 1997.
Nike Fall 1997 Footwear Catalog, p. 36. Published Dec. 1996.
Nike Spring 1997 Footwear Catalog, p. 142. Published Jun. 1996.

[73] Assignee: **Nike, Inc.**, Beaverton, Oreg.

[**] Term: **14 Years**

[21] Appl. No.: **82,889**

[22] Filed: **Jan. 30, 1998**

[51] **LOC (6) Cl.** **02-99**

[52] **U.S. Cl.** **D2/972**

[58] **Field of Search** D2/896, 902, 906,
D2/907, 972, 973, 978; 36/83, 113, 114,
45, 48, 56.1, 126-129

Primary Examiner—Dominic Simone
Attorney, Agent, or Firm—Banner & Witcoff, Ltd.

[57] **CLAIM**

The ornamental design for a portion of a shoe upper, as shown and described.

[56] **References Cited**

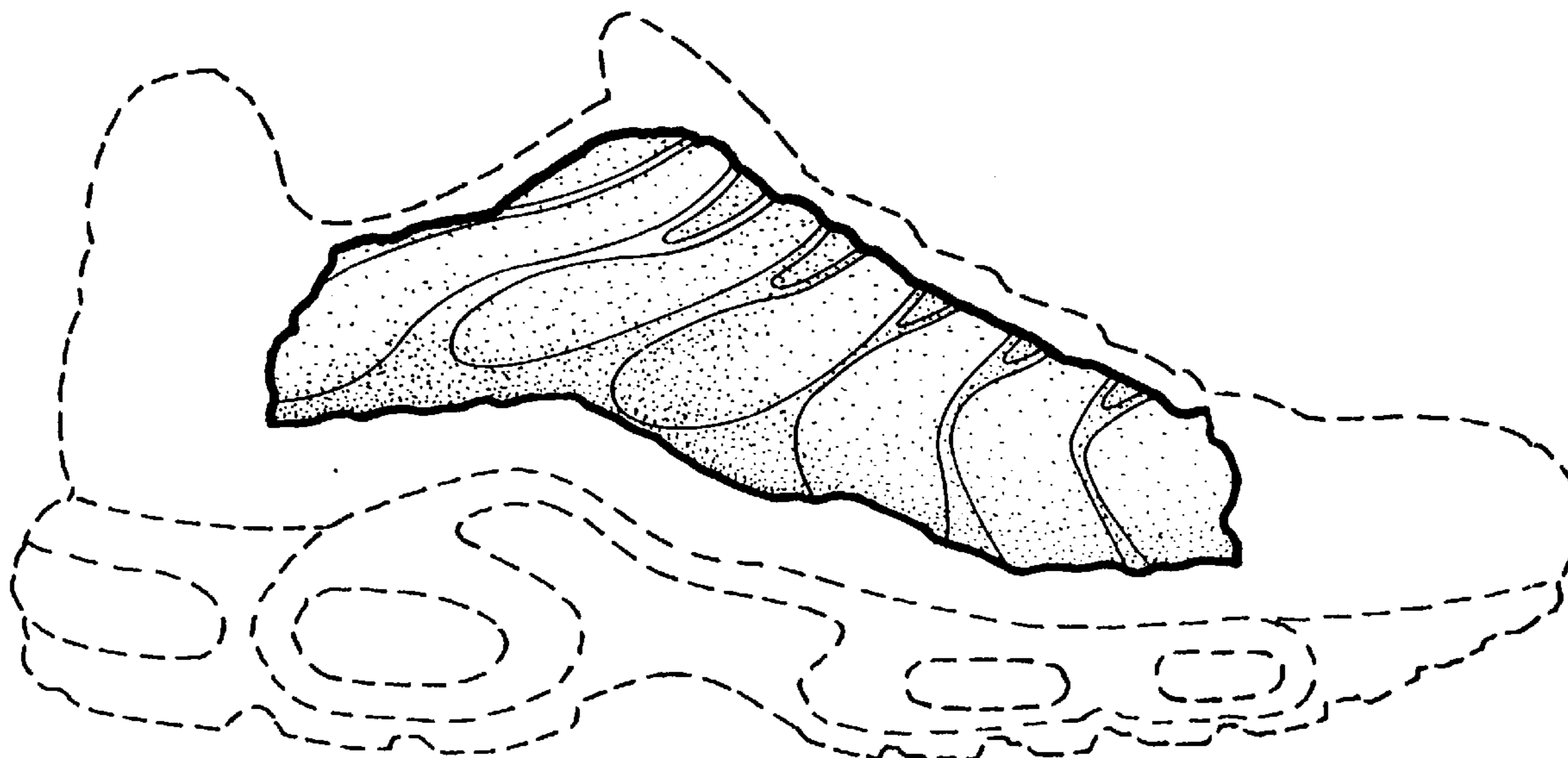
DESCRIPTION

U.S. PATENT DOCUMENTS

D. 134,783	1/1943	Julianelli et al.	D2/972
D. 284,518	7/1986	Lowe, Jr. et al.	D2/896
D. 290,181	6/1987	Autry	D2/902
D. 351,275	10/1994	Hatfield et al. .	
D. 361,884	9/1995	Lozano .	
D. 383,295	9/1997	Rask .	
D. 383,296	9/1997	Rask .	
D. 384,802	10/1997	Avar .	
D. 385,403	10/1997	Kuerbis .	
D. 385,407	10/1997	Selbiger .	
D. 388,598	1/1998	Hatfield .	
D. 391,054	2/1998	Vestuti .	
D. 391,055	2/1998	Cooper .	
D. 391,057	2/1998	Cooper .	
D. 393,359	4/1998	Doxey	D2/972

FIG. 1 is a perspective view of a portion of a shoe upper showing our new design;
FIG. 2 is a side elevational view of the portion of a shoe upper shown in FIG. 1;
FIG. 3 is a top plan view of the portion of a shoe upper shown in FIG. 1;
FIG. 4 is a front elevational view of the portion of a shoe upper shown in FIG. 1; and,
FIG. 5 is a rear elevational view of the portion of a shoe upper shown in FIG. 1.
The broken line showing of the remainder of the shoe is for illustration purposes only and forms no part of the claimed design.

1 Claim, 3 Drawing Sheets



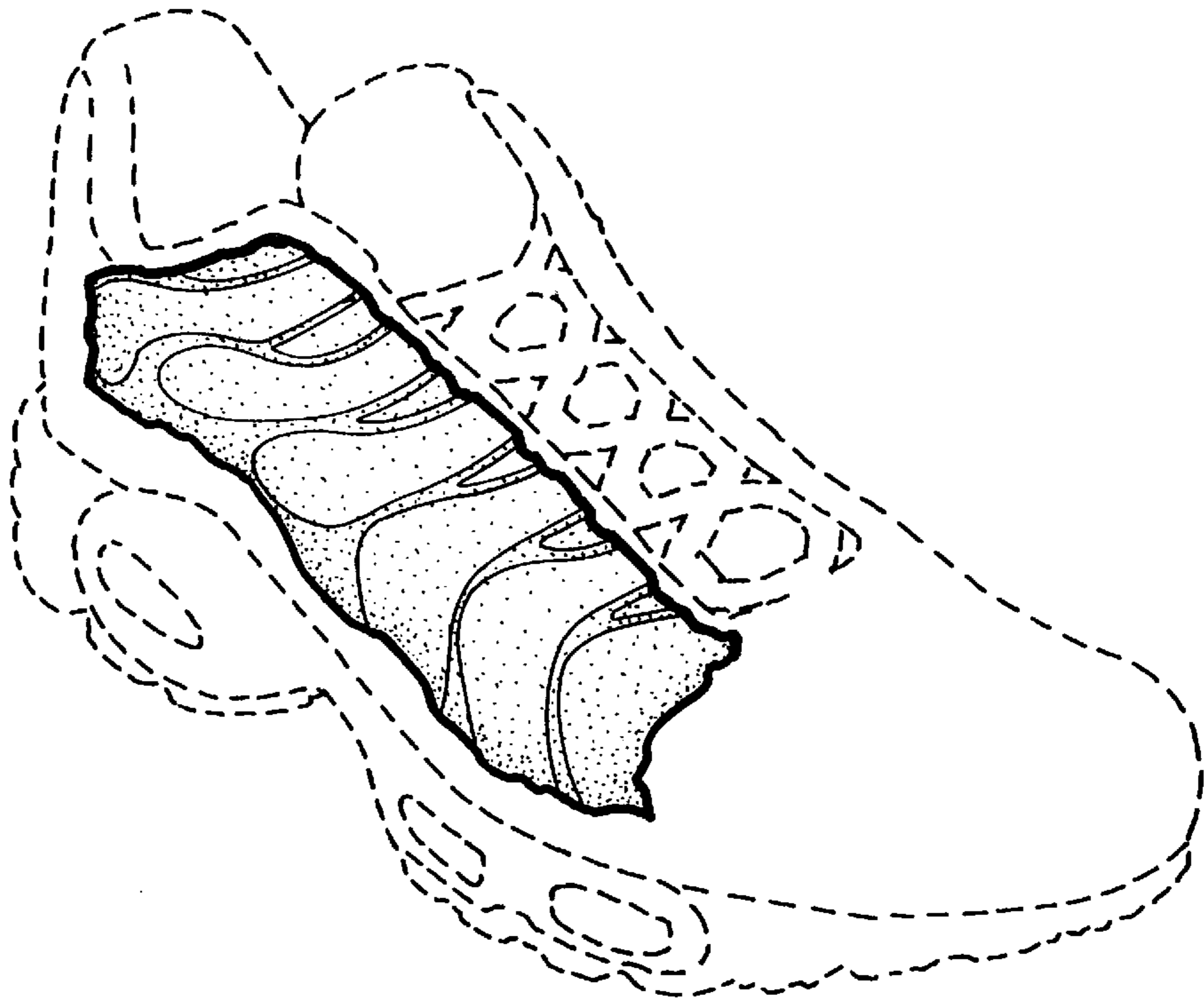


FIG. 1




FIG. 2

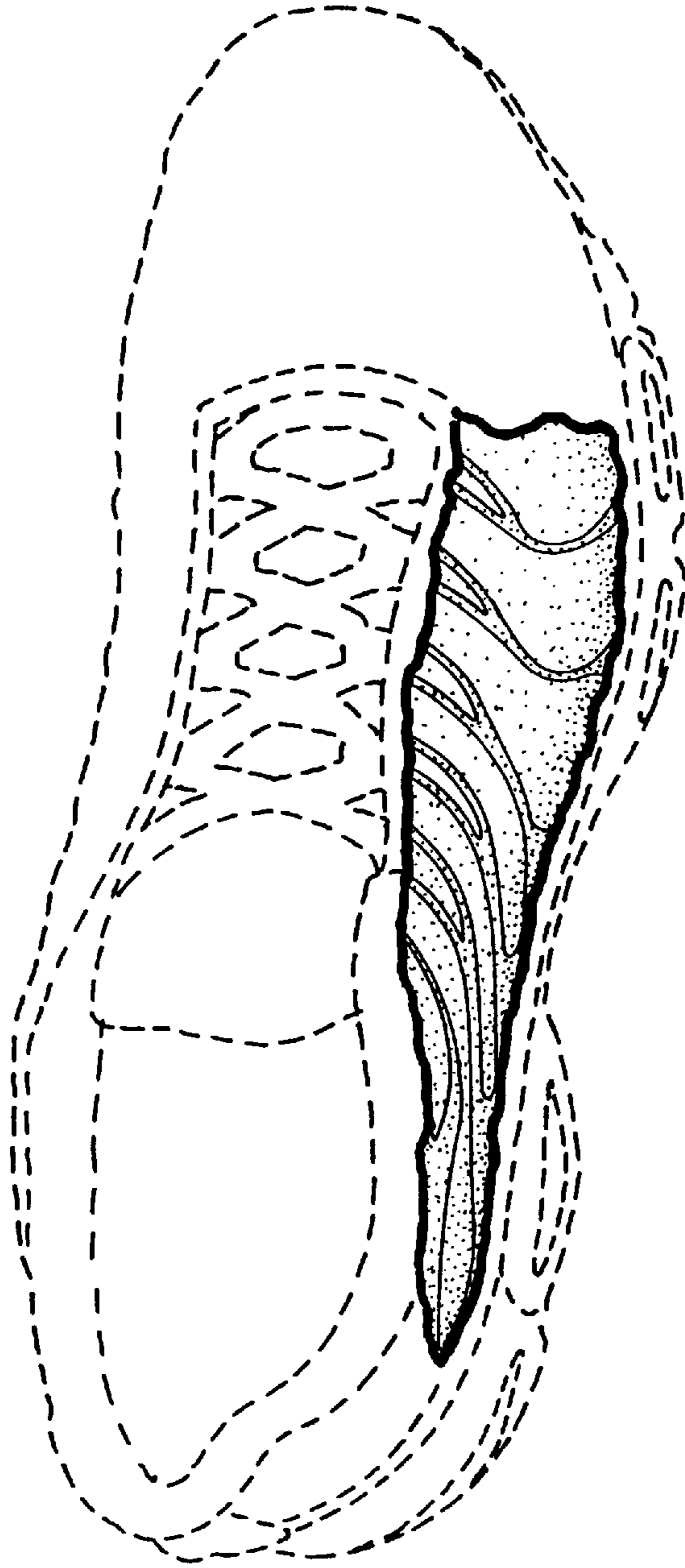


FIG. 3

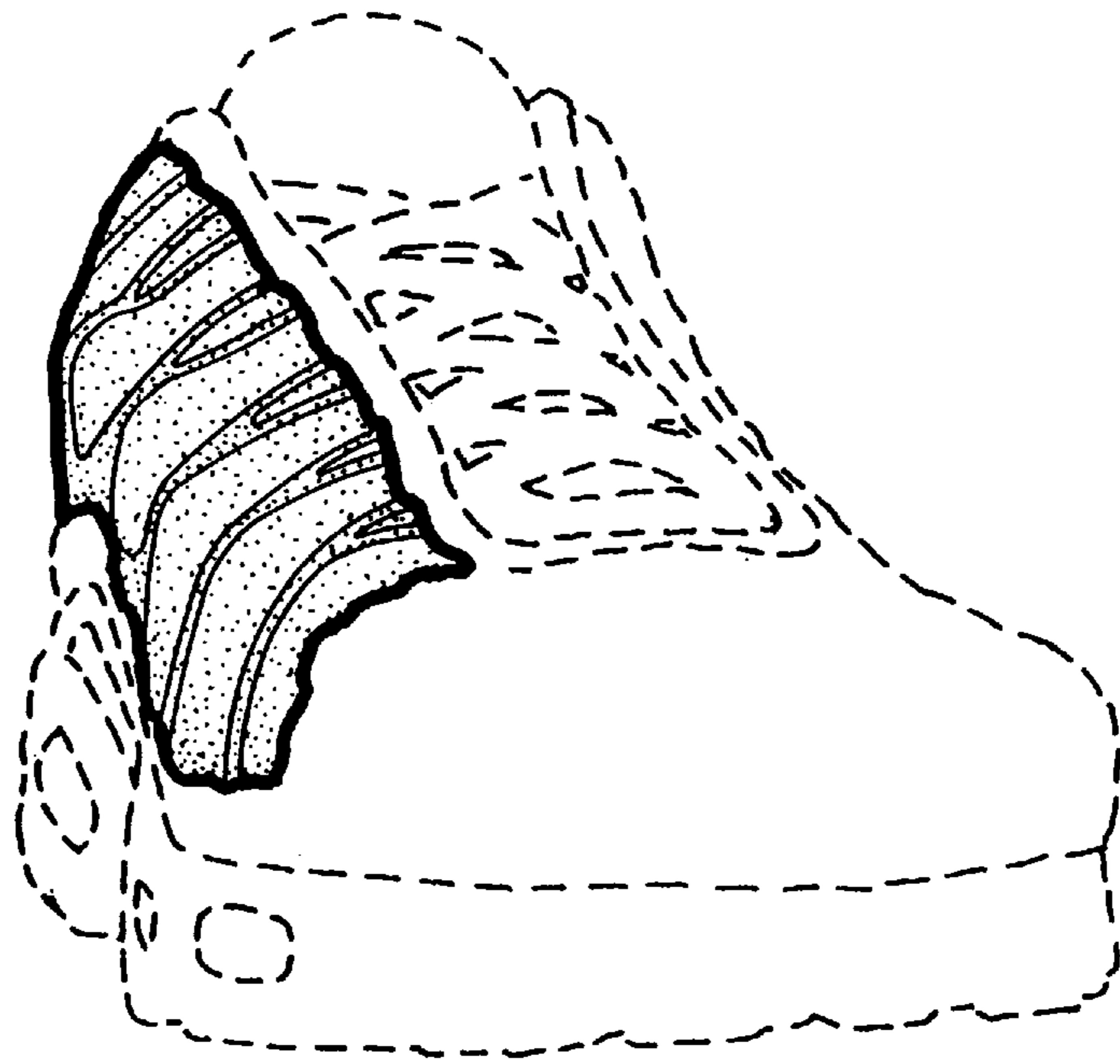


FIG. 4

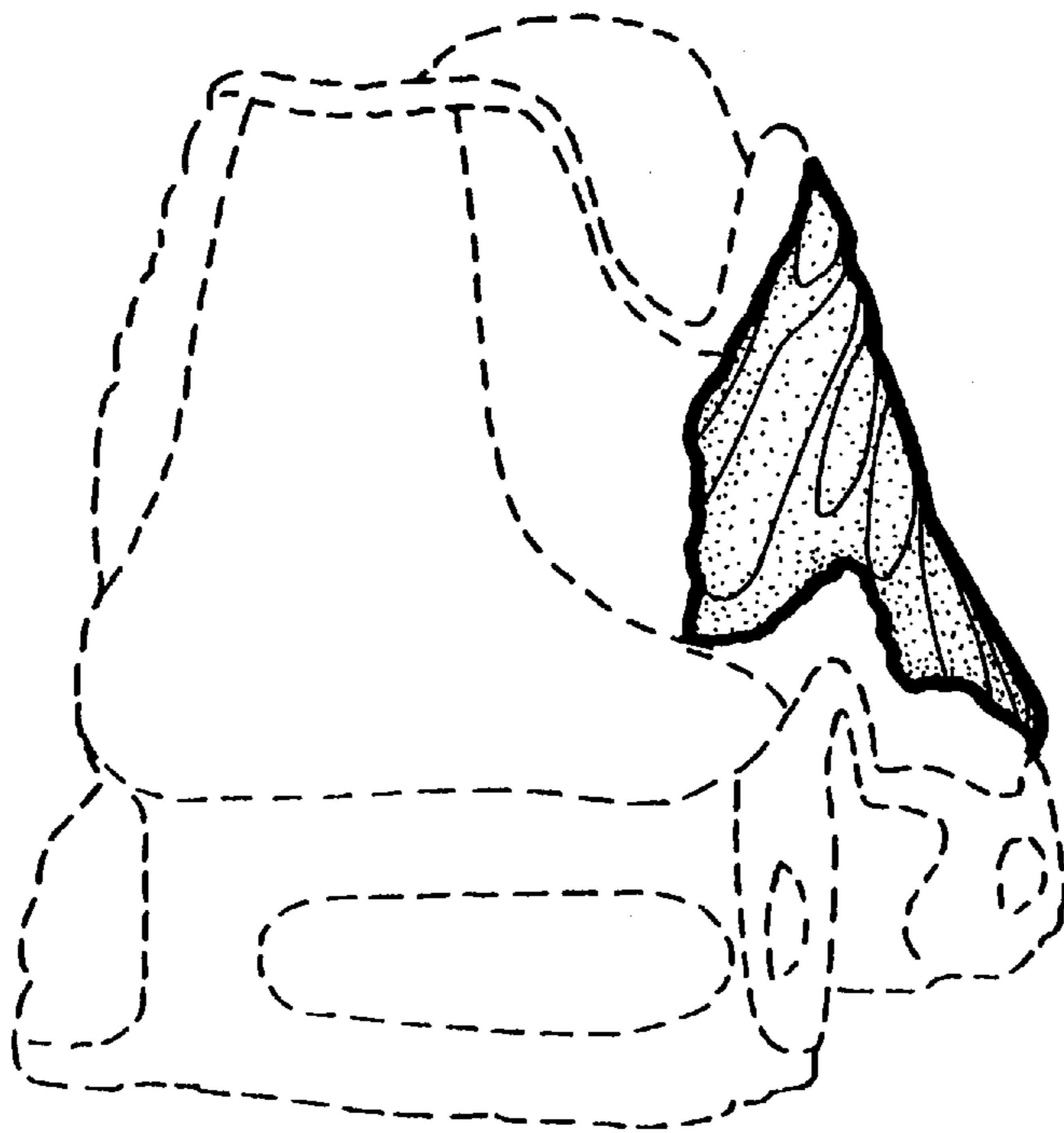


FIG. 5