



US00D398757S

United States Patent [19]
McCourt

[11] **Patent Number: Des. 398,757**

[45] **Date of Patent: **Sep. 29, 1998**

[54] **SIDE ELEMENT OF A SHOE UPPER**

[75] Inventor: **Robert McCourt**, Portland, Oreg.

[73] Assignee: **Nike, Inc.**, Beaverton, Oreg.

[**] Term: **14 Years**

[21] Appl. No.: **81,984**

[22] Filed: **Jan. 12, 1998**

[51] **LOC (6) Cl.** **02-99**

[52] **U.S. Cl.** **D2/972**

[58] **Field of Search** D2/896, 902, 906,
D2/907, 972, 973, 978; 36/83, 113, 114,
45, 48, 50.1, 126, 127-129

[56] **References Cited**

U.S. PATENT DOCUMENTS

D. 341,933	12/1993	Dahlsten et al. .	
D. 349,187	8/1994	Close et al. .	
D. 381,496	7/1997	Smith	D2/972
D. 383,298	9/1997	Yun	D2/972
D. 383,301	9/1997	Teague	D2/972
D. 385,400	10/1997	Cooper .	
D. 385,410	10/1997	Rask .	
D. 385,412	10/1997	Teague .	
D. 386,597	11/1997	Avar .	
D. 386,601	11/1997	Cass .	
D. 388,599	1/1998	Gray .	
D. 391,066	2/1998	Smith, III	D2/972

OTHER PUBLICATIONS

Nike Footwear Catalog Spring 1998, pp. 145, 211, published Jun. 1997.

Nike Footwear Catalog Late Spring 1998, pp. 15, 166, 232, published Sep. 1997.

Nike Footwear Catalog Holiday 1997, pp. 4, 30, published Mar. 1997.

Nike Footwear Catalog Late Spring 1996, p. 52, published Jun. 1995.

Nike Footwear Catalog Late Spring 1995, p. 6, published Sep. 1994.

Nike Footwear Catalog, Fall 1989, p. 88, published Dec. 1988.

Primary Examiner—Dominic Simone
Attorney, Agent, or Firm—Banner & Witcoff, Ltd.

[57] **CLAIM**

The ornamental design for a side element of a shoe upper, as shown and described.

DESCRIPTION

FIG. 1 is a perspective view of a side element of a shoe upper showing my new design;

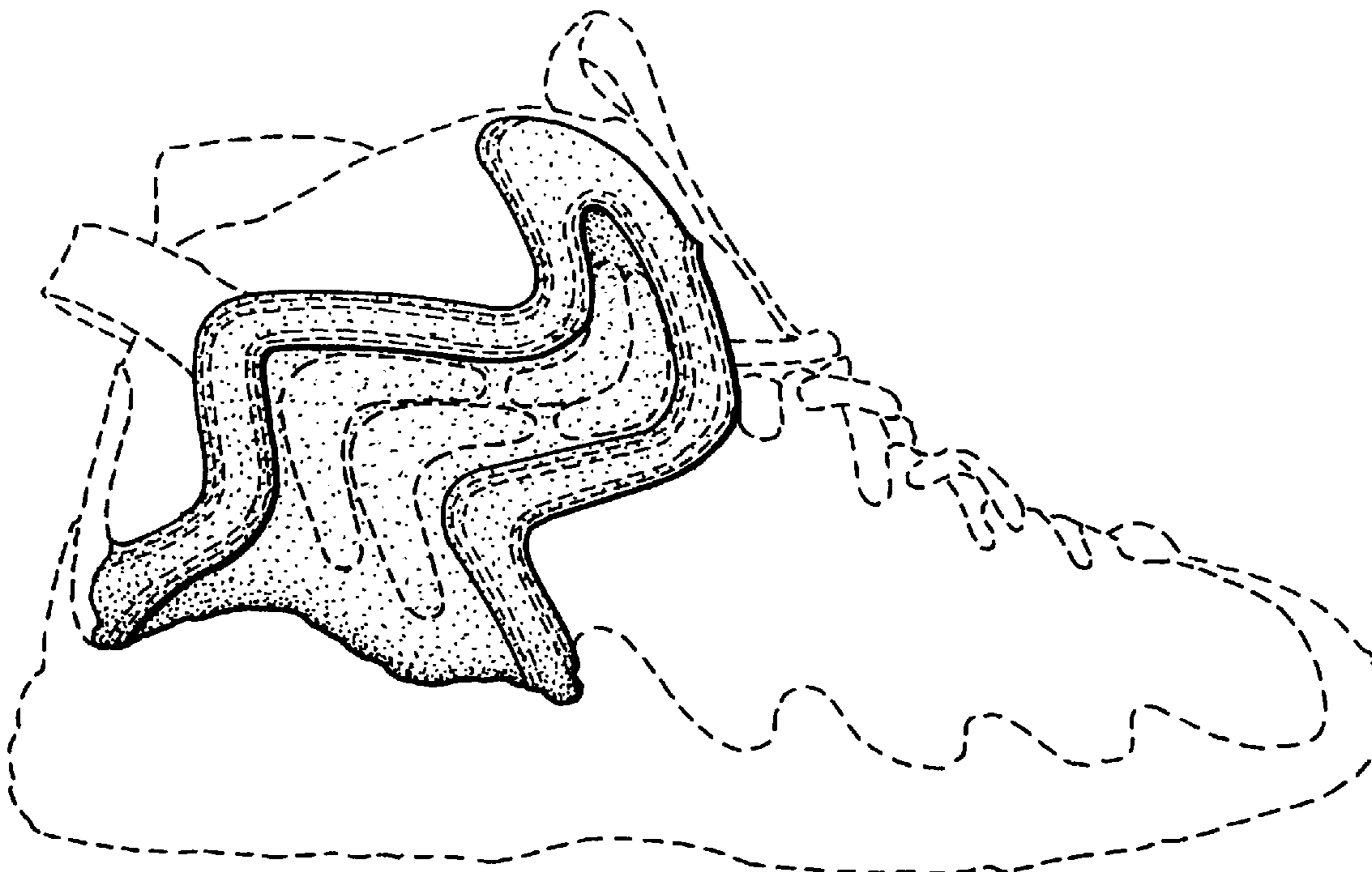
FIG. 2 is a side elevational view the side element of a shoe upper shown in FIG. 1;

FIG. 3 is a top plan view of the side element of a shoe upper shown in FIG. 1; and,

FIG. 4 is a rear elevational view of the side element of a shoe upper shown in FIG. 1.

The broken line showing of the boomerang shapes in the claimed side element and the remainder of the shoe is for illustration purposes only and forms no part of the claimed design.

1 Claim, 3 Drawing Sheets



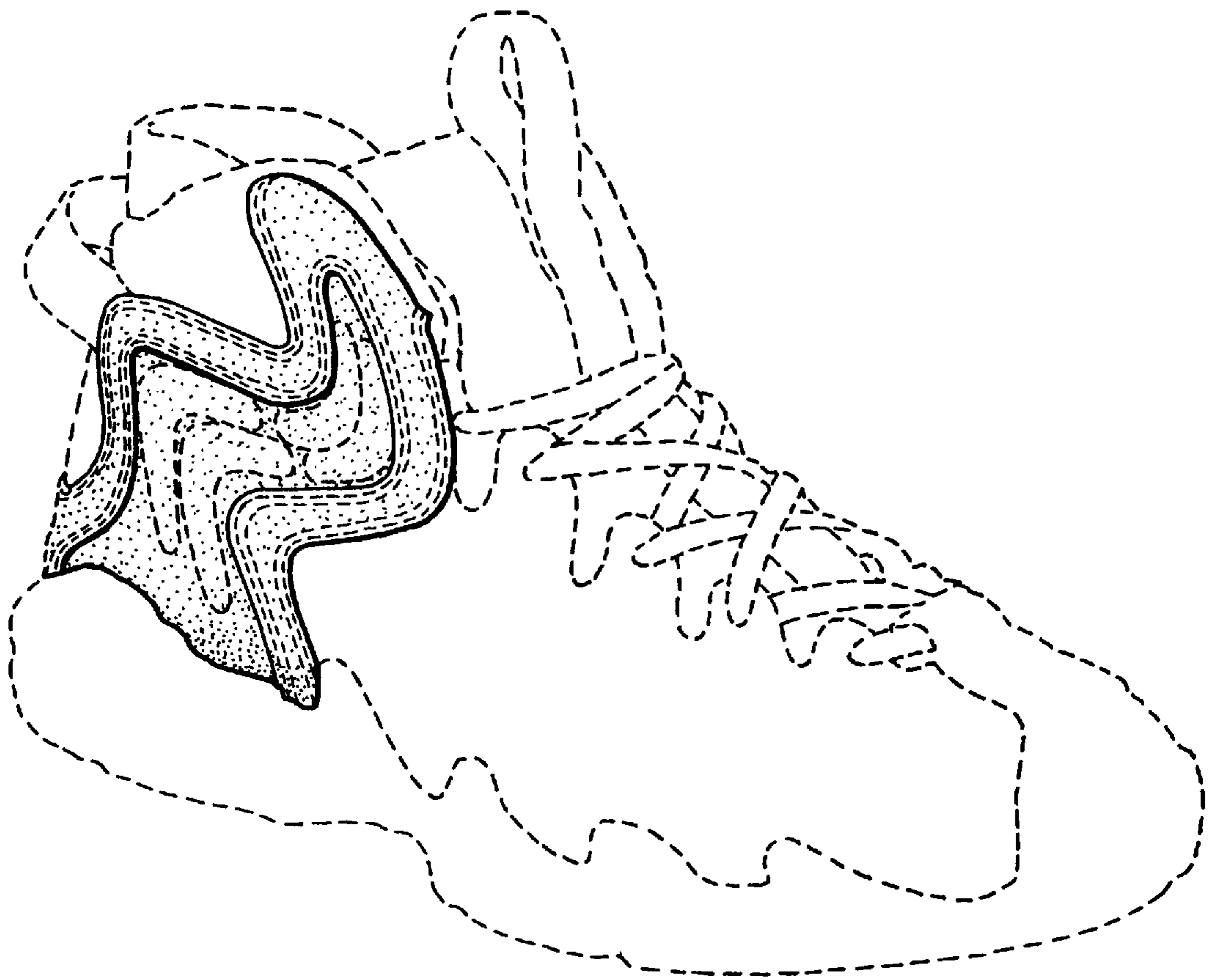


FIG. 1

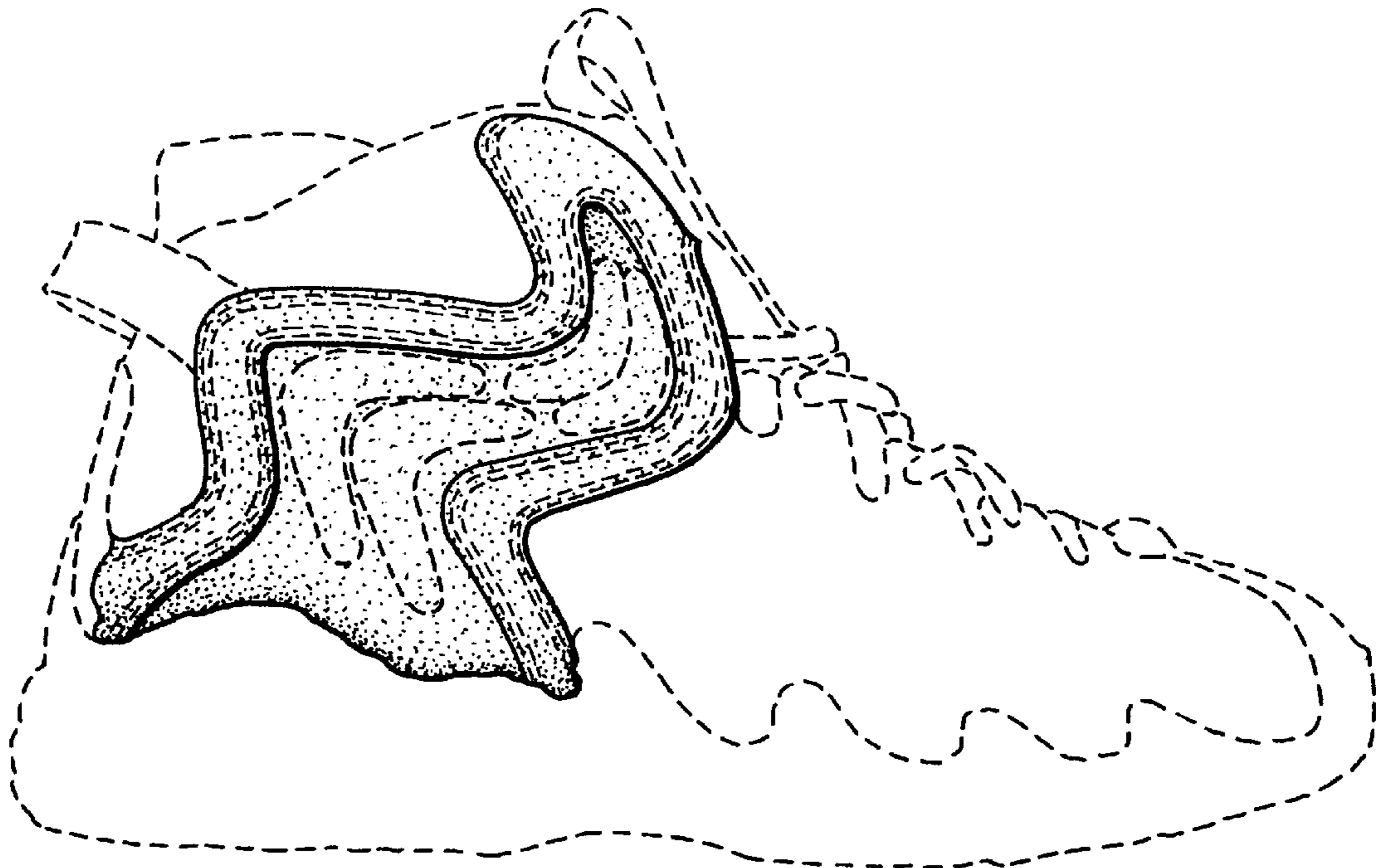


FIG. 2

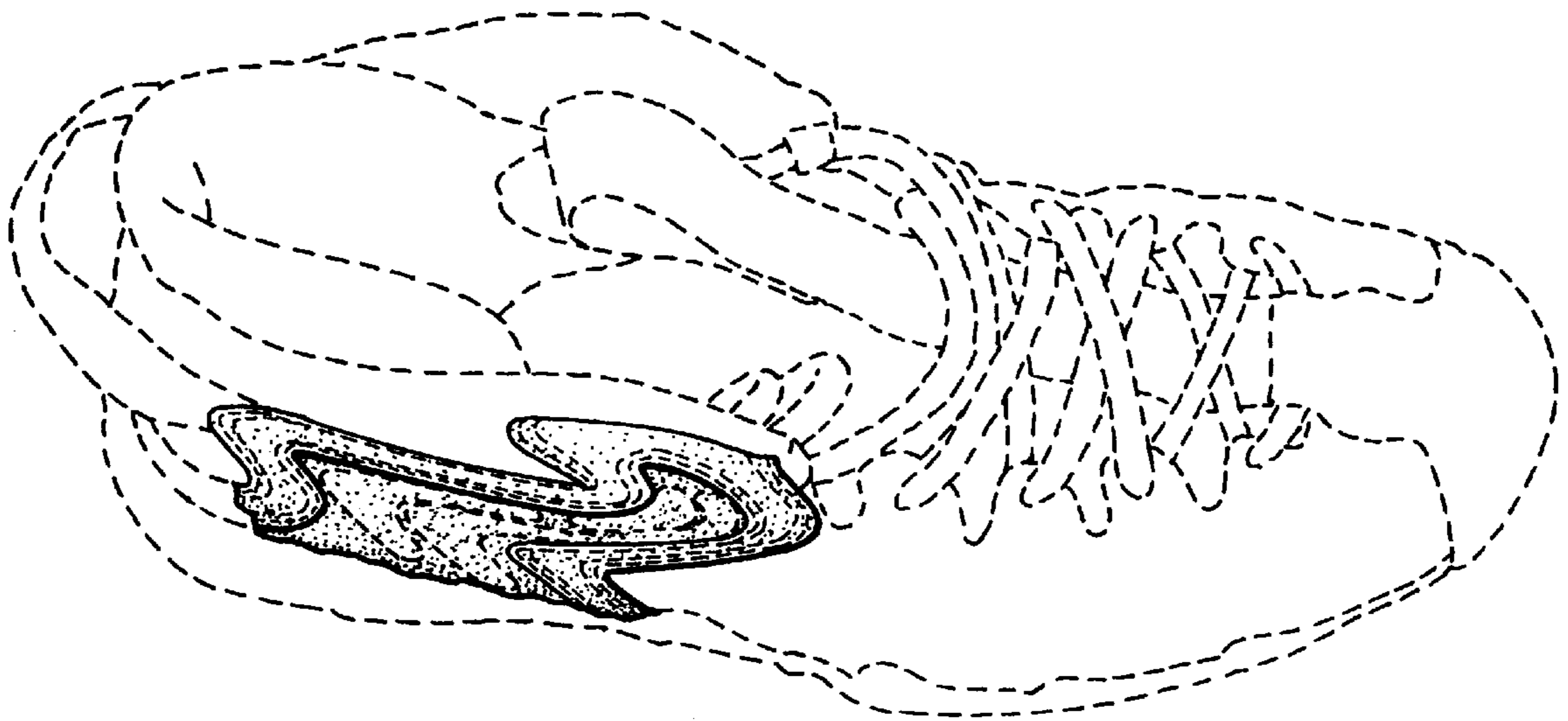


FIG. 3

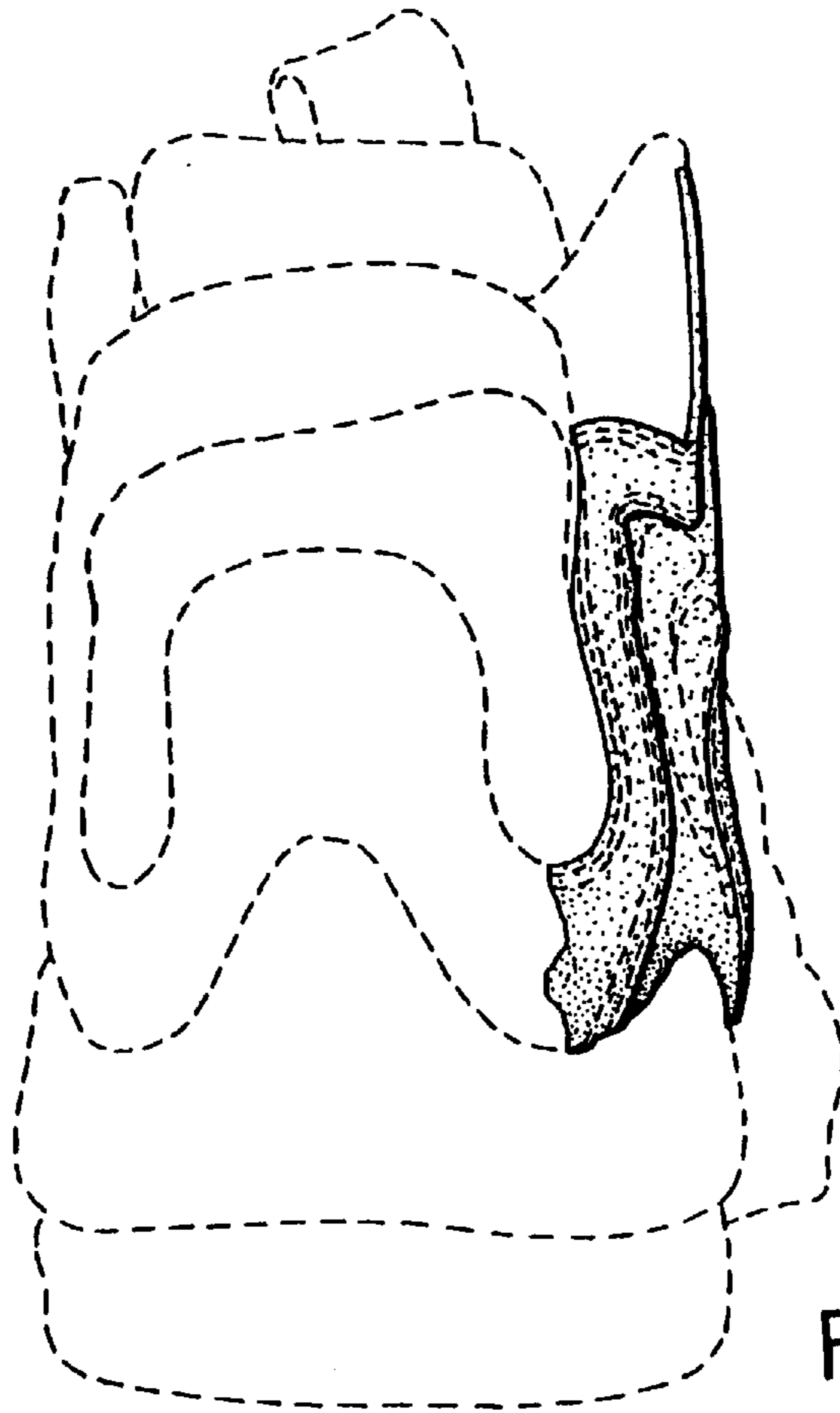


FIG. 4